



US00D739075S

(12) **United States Design Patent**
Grumbacher et al.

(10) **Patent No.:** **US D739,075 S**

(45) **Date of Patent:** **** Sep. 15, 2015**

(54) **COMBINED GRINDER AND RESERVOIR**

(71) Applicants: **Matthew Grumbacher**, Basalt, CO
(US); **David Markle**, Stone Harbor, NJ
(US)

(72) Inventors: **Matthew Grumbacher**, Basalt, CO
(US); **David Markle**, Stone Harbor, NJ
(US)

(73) Assignee: **Aspendam LLC**, Aspen, CO (US)

(**) Term: **14 Years**

(21) Appl. No.: **29/492,211**

(22) Filed: **May 29, 2014**

(51) **LOC (10) Cl.** **27-99**

(52) **U.S. Cl.**
USPC **D27/195; D7/679**

(58) **Field of Classification Search**
USPC D7/679, 372, 373, 401.1, 590-598;
241/30, 36, 25, 83, 168, 169, 169.1,
241/89.4, 273.3, 282.1, 101.2, 101.3,
241/199.2; 222/142.1-142.9, 480; 99/484,
99/485, 495, 509, 510; D27/194, 195
CPC A47J 42/38; A47J 43/34; A47J 42/14;
A47J 42/50; A47J 19/04; A47J 43/04; B02C
19/00

See application file for complete search history.

(56) **References Cited**

U.S. PATENT DOCUMENTS

854,384	A	5/1907	Ross	
4,304,363	A *	12/1981	Atkielski 241/169.1
7,422,170	B2	9/2008	Bao	
D652,270	S *	1/2012	Kielwein et al. D7/679
8,220,732	B2 *	7/2012	Griffin et al. 241/169.1
8,393,563	B2 *	3/2013	Chaoui et al. 241/168
D689,347	S *	9/2013	Hainbach D7/693
2013/0015278	A1	1/2013	Edwards	

OTHER PUBLICATIONS

<http://santacruzshredder.com>.

* cited by examiner

Primary Examiner — Terry Wallace

(74) *Attorney, Agent, or Firm* — Cozen O'Connor

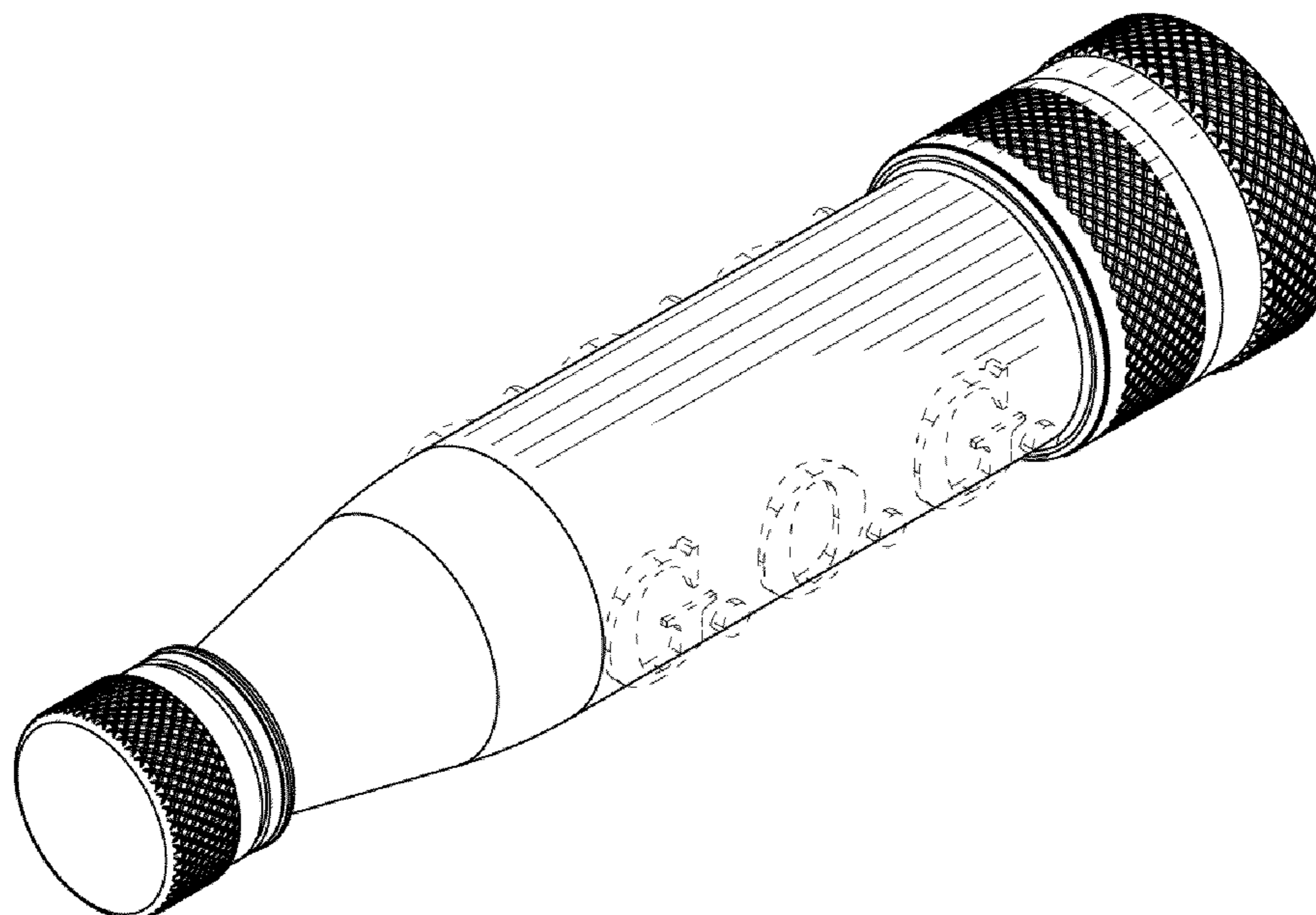
(57) **CLAIM**

The ornamental design for a combined grinder and reservoir, as shown and described.

DESCRIPTION

FIG. 1 is a front perspective view of a combined grinder and reservoir showing our new design.
FIG. 2 is a rear perspective view thereof.
FIG. 3 is an exploded front perspective view thereof.
FIG. 4 is a bottom plan view thereof.
FIG. 5 is a top plan view thereof; and,
FIG. 6 is a left side view thereof, the right side view being a mirror image.
The broken lines are for illustrative purposes only and form no part of the claimed design.

1 Claim, 3 Drawing Sheets



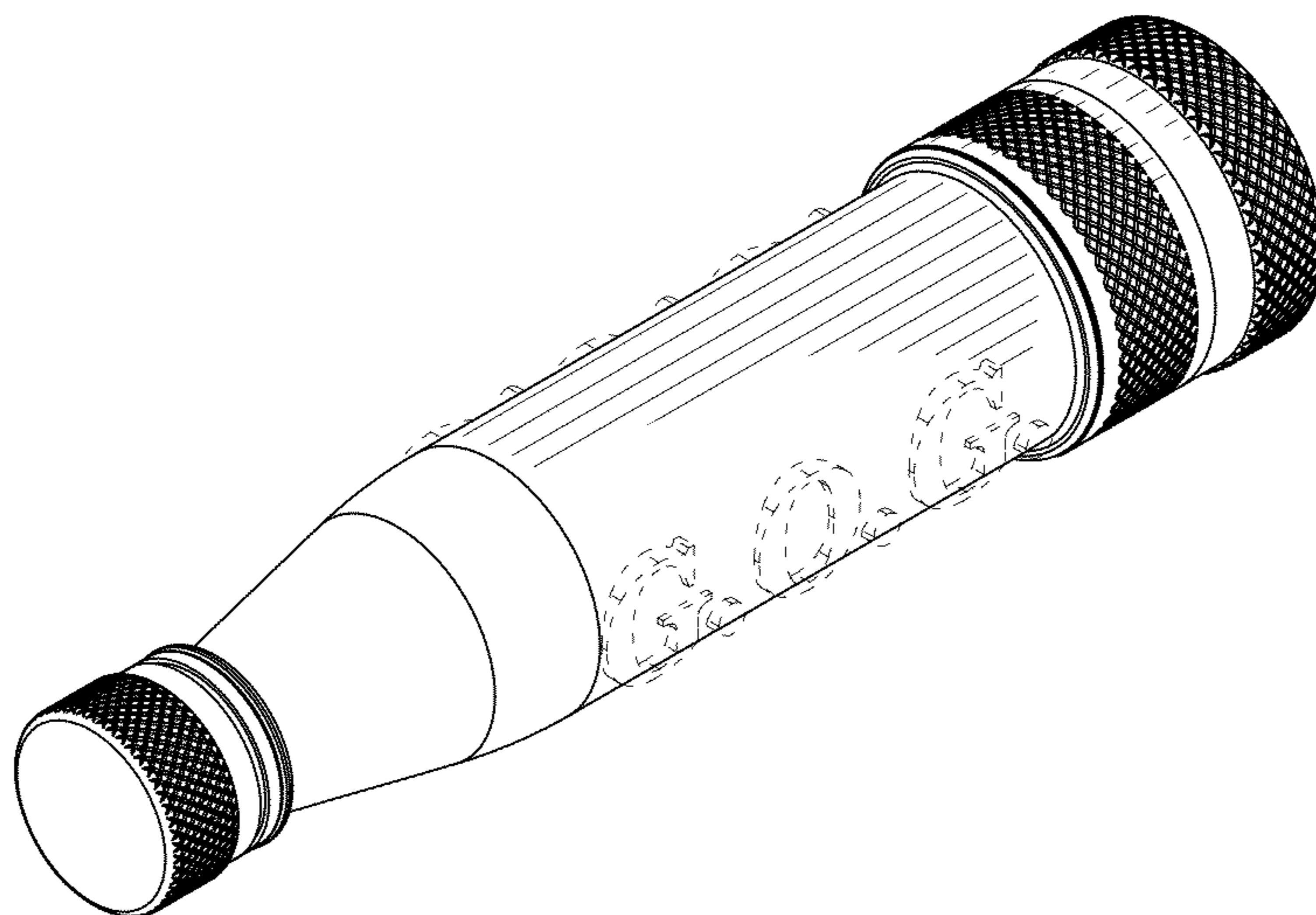


FIG. 1

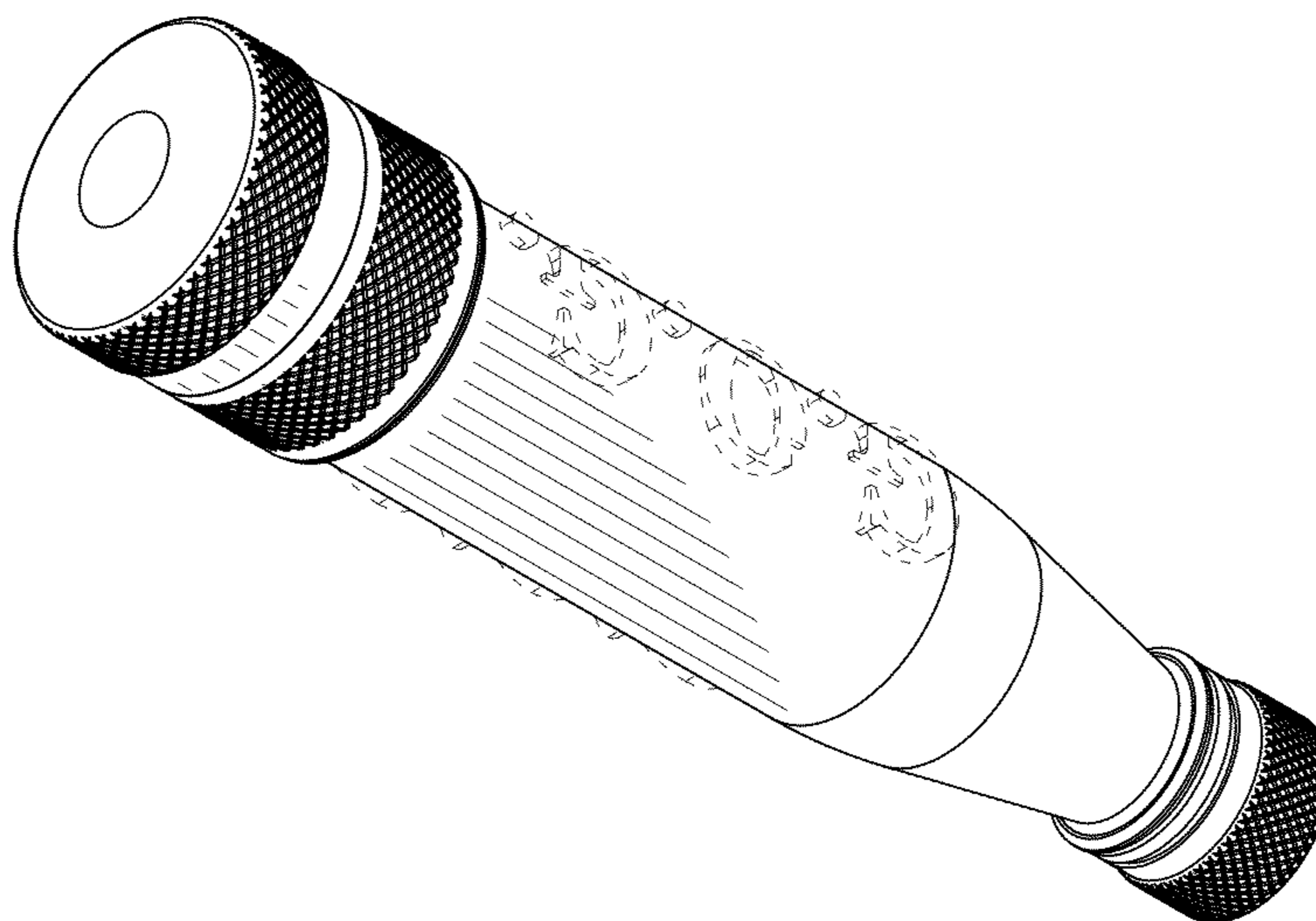


FIG. 2

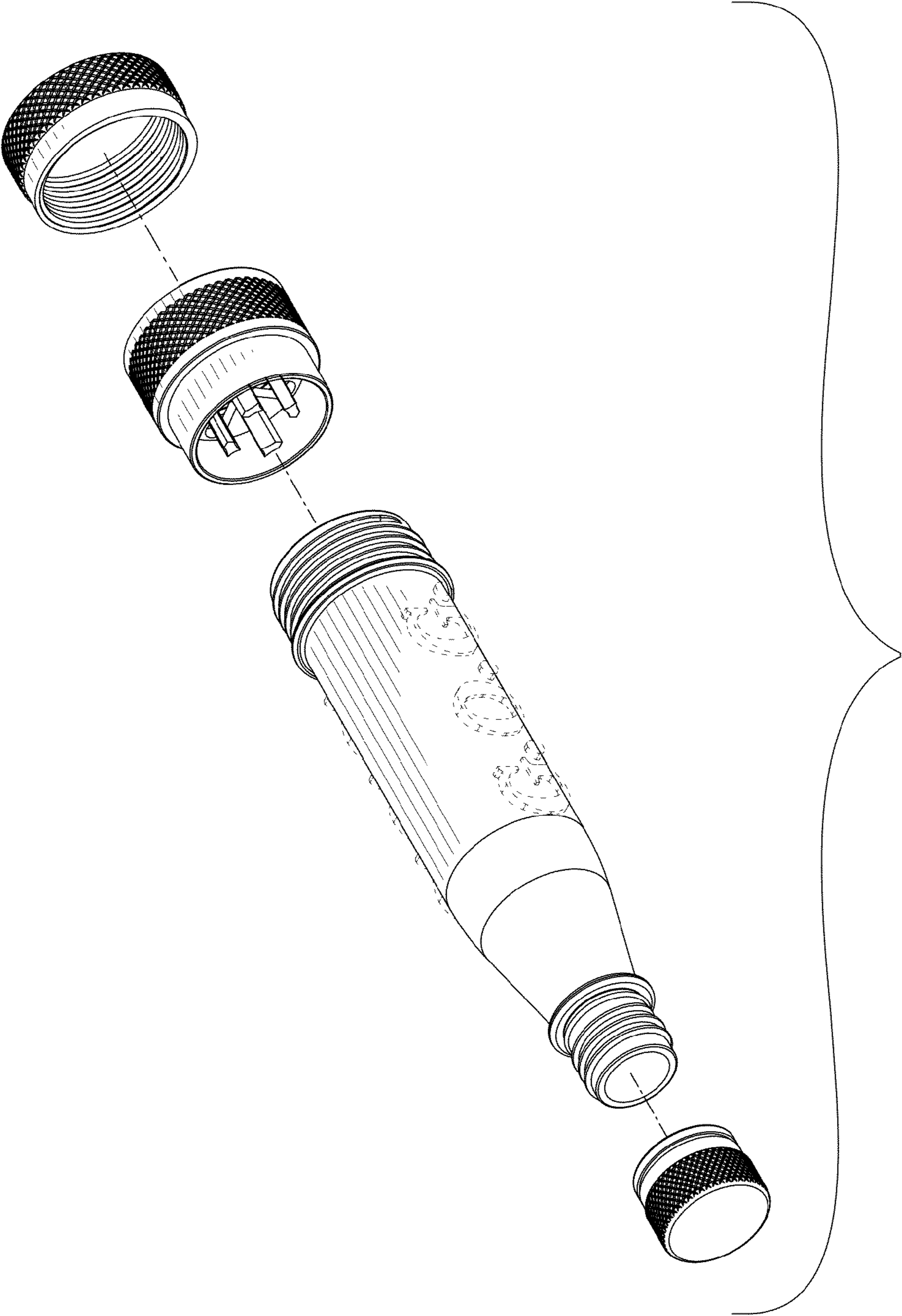


FIG. 3

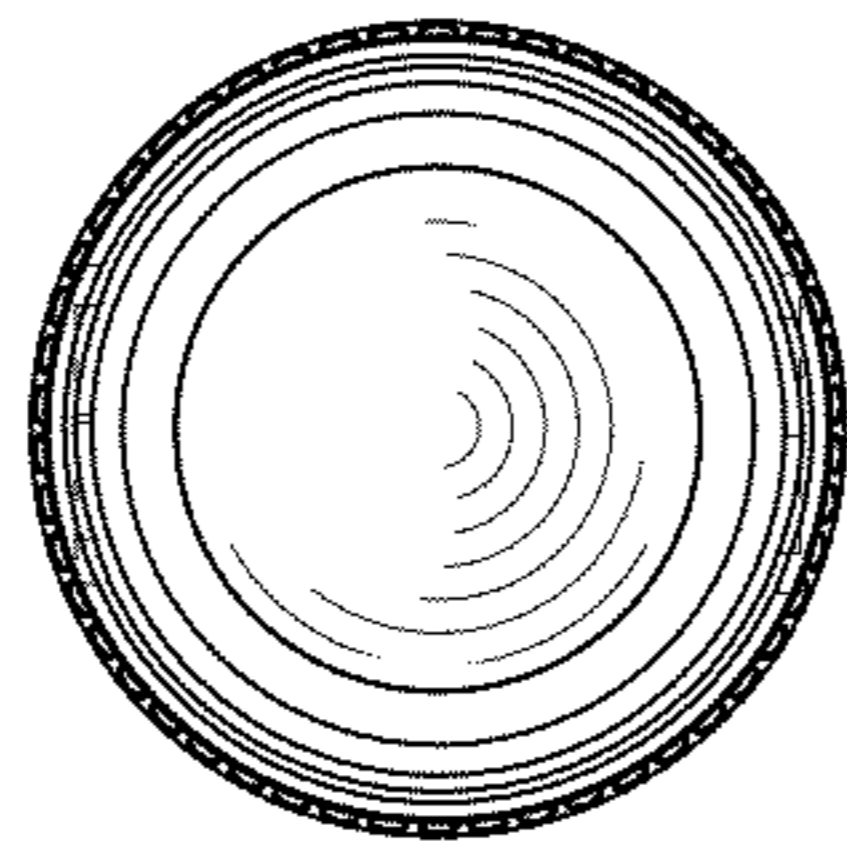


FIG. 4

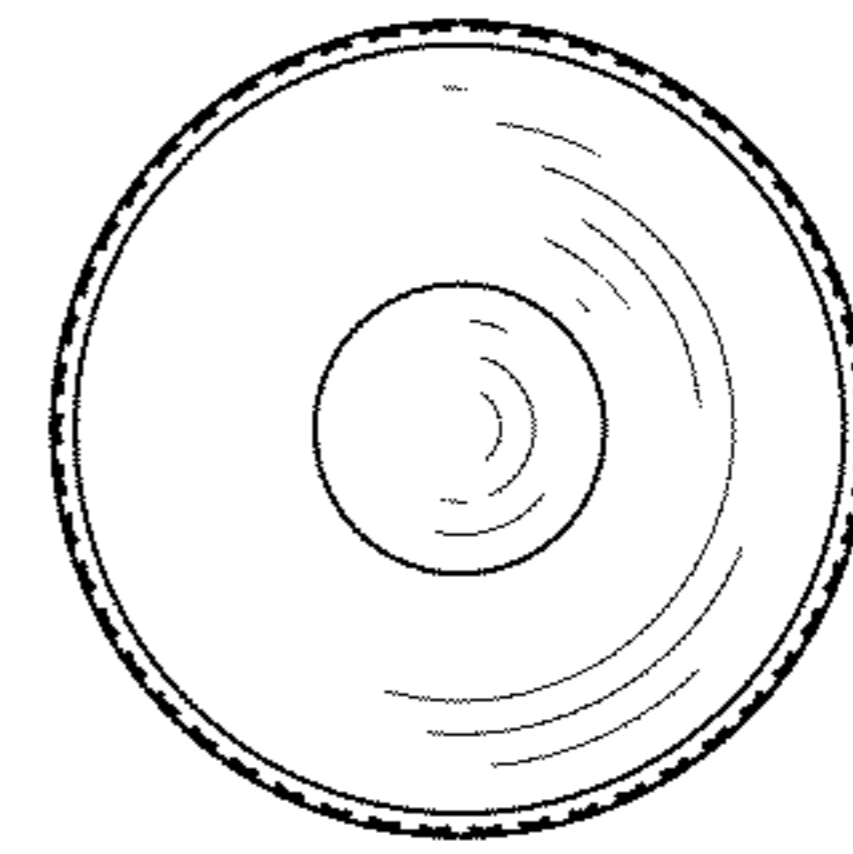


FIG. 5



FIG. 6