



US00D739033S

(12) **United States Design Patent**
Lee

(10) **Patent No.:** **US D739,033 S**
(45) **Date of Patent:** **** Sep. 15, 2015**

(54) **TEETHING RING FOR INFANT**

(71) Applicant: **Putti Atti Co., Ltd.**, Bucheon-si (KR)

(72) Inventor: **Yong Kwon Lee**, Seoul (KR)

(73) Assignee: **PUTTI ATTI CO., LTD.** (KR)

(**) Term: **14 Years**

(21) Appl. No.: **29/506,714**

(22) Filed: **Oct. 20, 2014**

(30) **Foreign Application Priority Data**

Jun. 2, 2014 (KR) 30-2014-0027064

(51) **LOC (10) Cl.** **24-04**

(52) **U.S. Cl.**
USPC **D24/195**

(58) **Field of Classification Search**
USPC D24/193, 194, 195, 214; D30/160;
D1/101, 104, 106, 125, 199, 108, 115;
D21/414, 490, 625, 627, 418, 496, 576,
D21/584, 588, 609, 621, 628, 630, 650;
D11/63; 119/707, 709, 710; 606/235;
D29/113, 118, 123; D2/614, 622

CPC A61J 17/02

See application file for complete search history.

(56) **References Cited**

U.S. PATENT DOCUMENTS

D328,109	S	*	7/1992	Brunner	D21/402
D391,363	S	*	2/1998	Rohrig	D24/194
D419,208	S	*	1/2000	Ham	D21/627
D421,126	S	*	2/2000	Nowak	D24/194
D475,487	S	*	6/2003	DeAngelis	D30/160
D639,966	S	*	6/2011	Roehrig et al.	D24/194
D640,383	S	*	6/2011	Roehrig et al.	D24/194
D674,494	S	*	1/2013	Roehrig et al.	D24/194
D698,399	S	*	1/2014	Friedland	D21/650
2005/0004603	A1	*	1/2005	Desousa et al.	606/235
2009/0069848	A1	*	3/2009	Marcus et al.	606/235
2009/0112260	A1	*	4/2009	Renko et al.	606/235
2009/0270913	A1	*	10/2009	Abrahamson	606/235

* cited by examiner

Primary Examiner — Robert M Spear

Assistant Examiner — Kendra L Hamilton

(74) *Attorney, Agent, or Firm* — Cantor Colburn LLP

(57) **CLAIM**

The ornamental design for a teething ring for infant, as shown and described.

DESCRIPTION

FIG. 1 is a perspective view of a teething ring for infant showing my new design;
FIG. 2 is a front elevational view thereof;
FIG. 3 is a rear elevational view thereof;
FIG. 4 is a left side elevational view thereof;
FIG. 5 is a right side elevational view thereof;
FIG. 6 is a top plan view thereof; and,
FIG. 7 is a bottom plan view thereof.

1 Claim, 7 Drawing Sheets




FIG. 1




FIG. 2

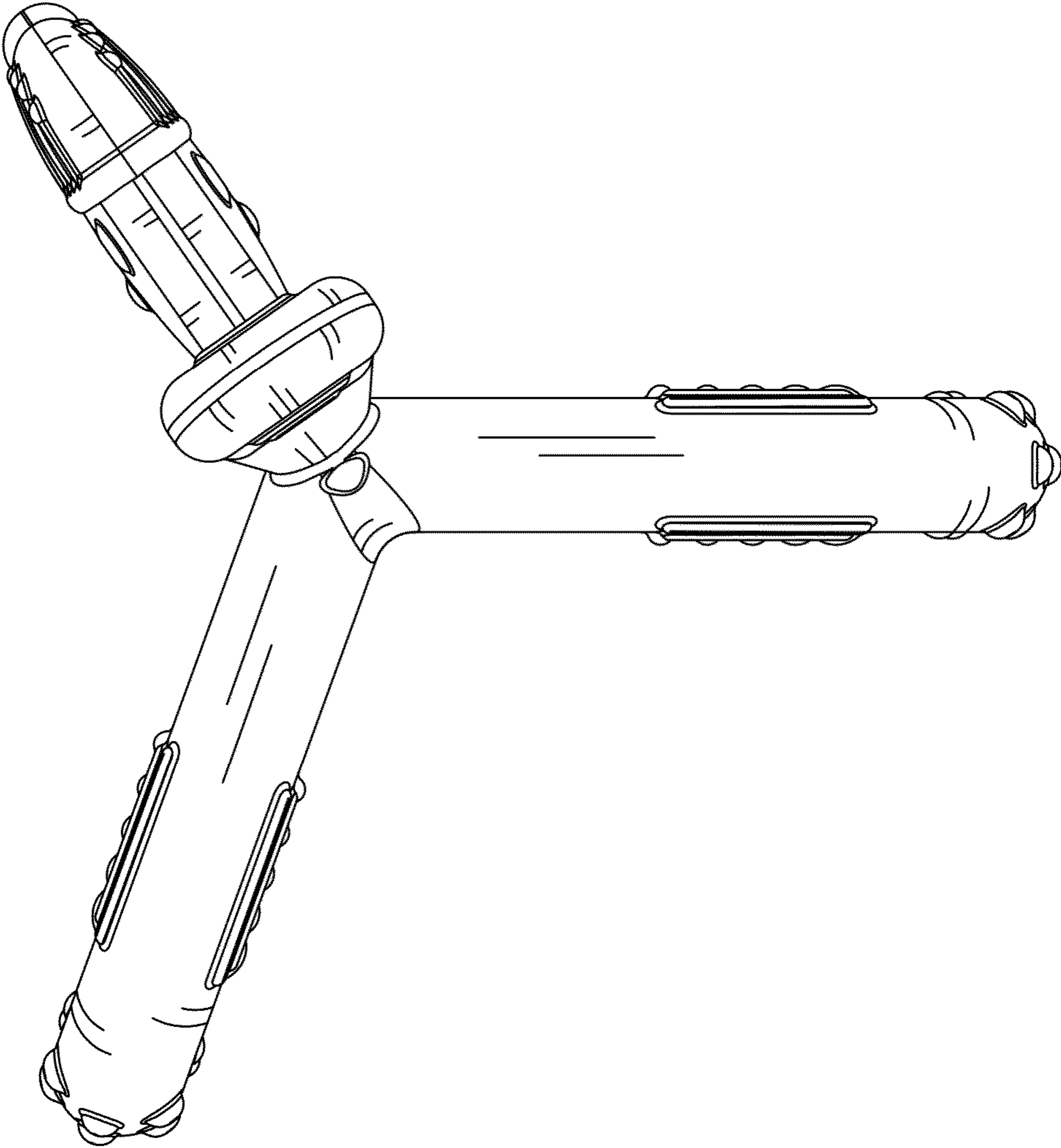


FIG. 3

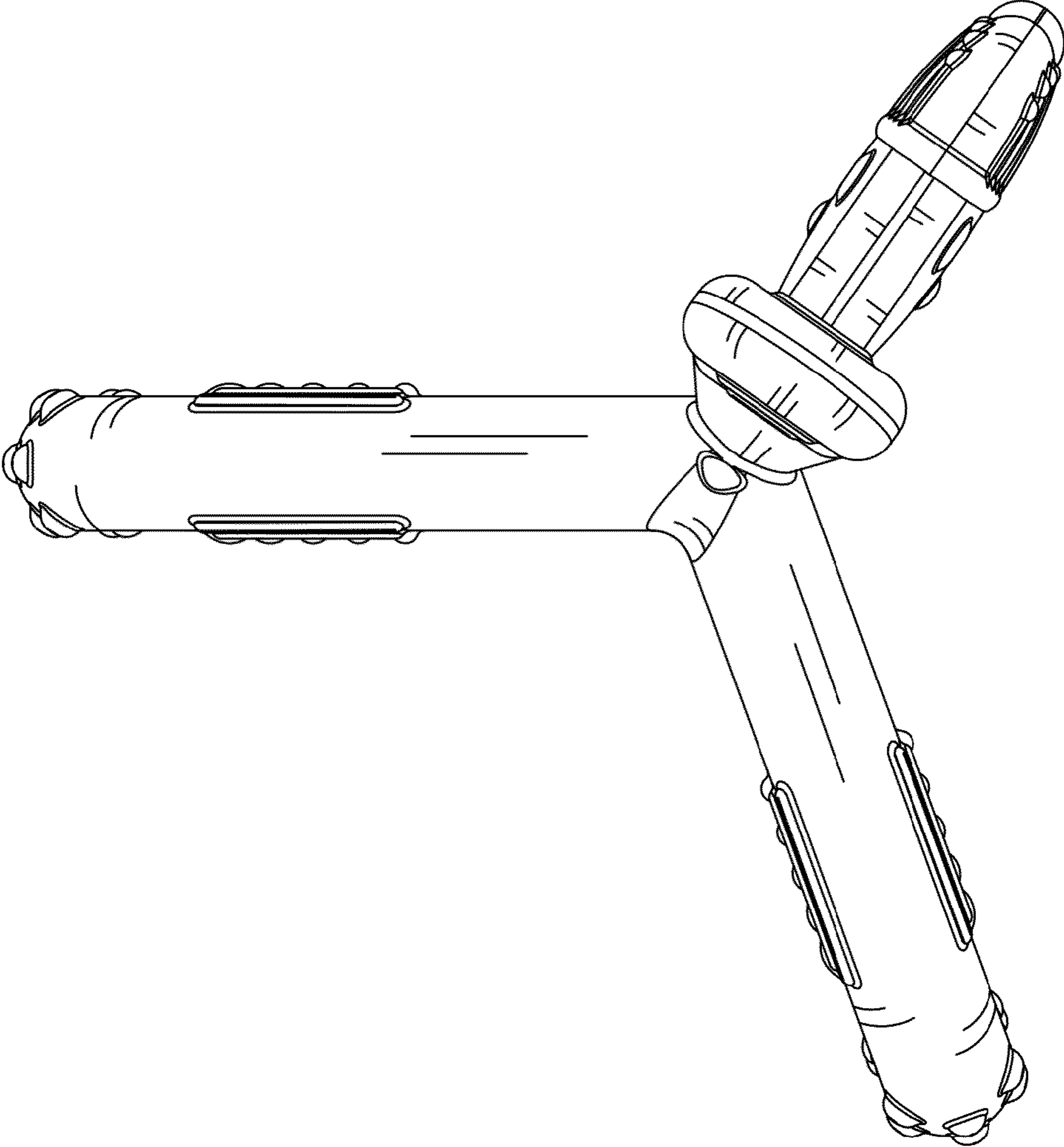


FIG. 4




FIG. 5

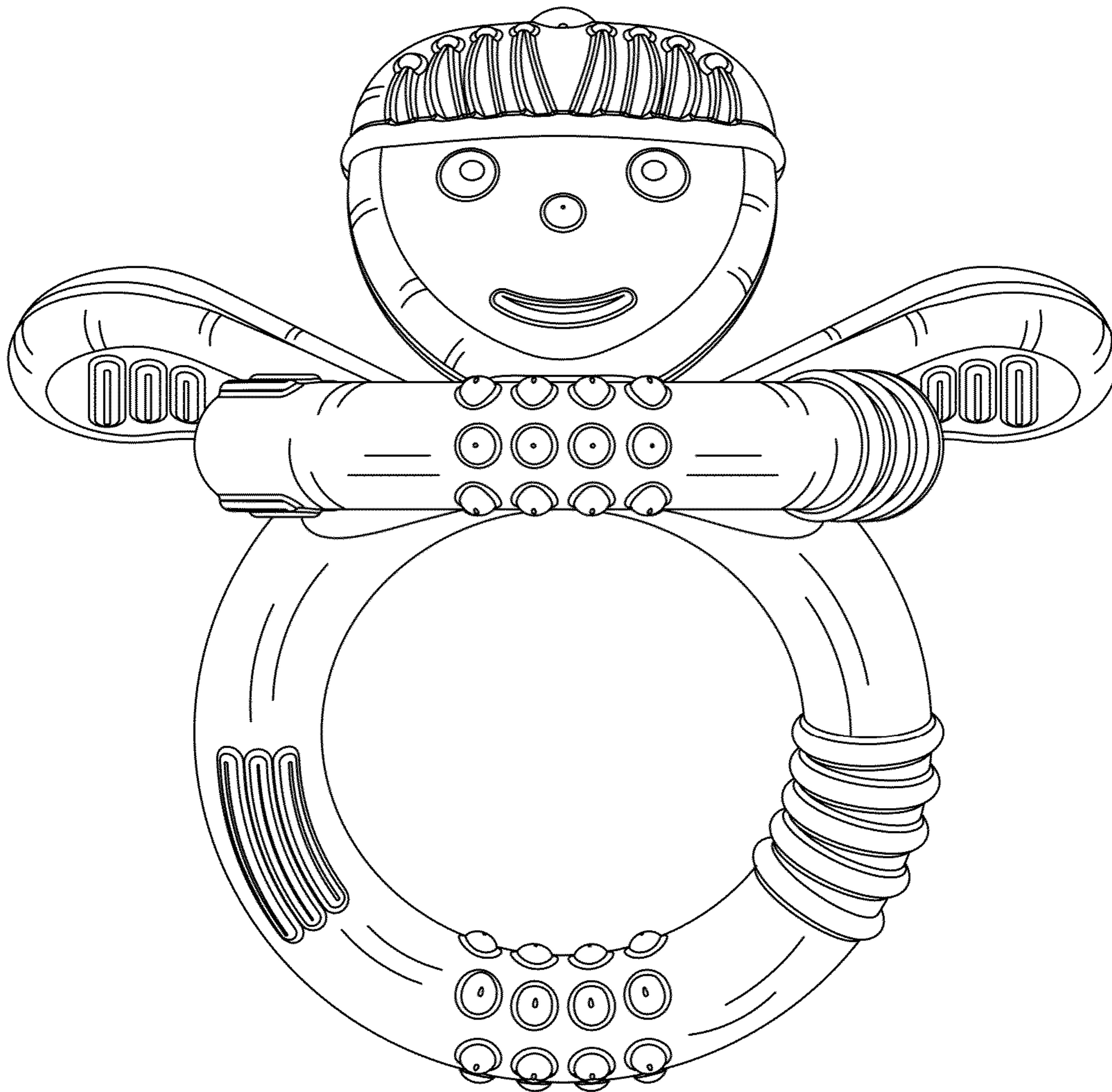


FIG. 6

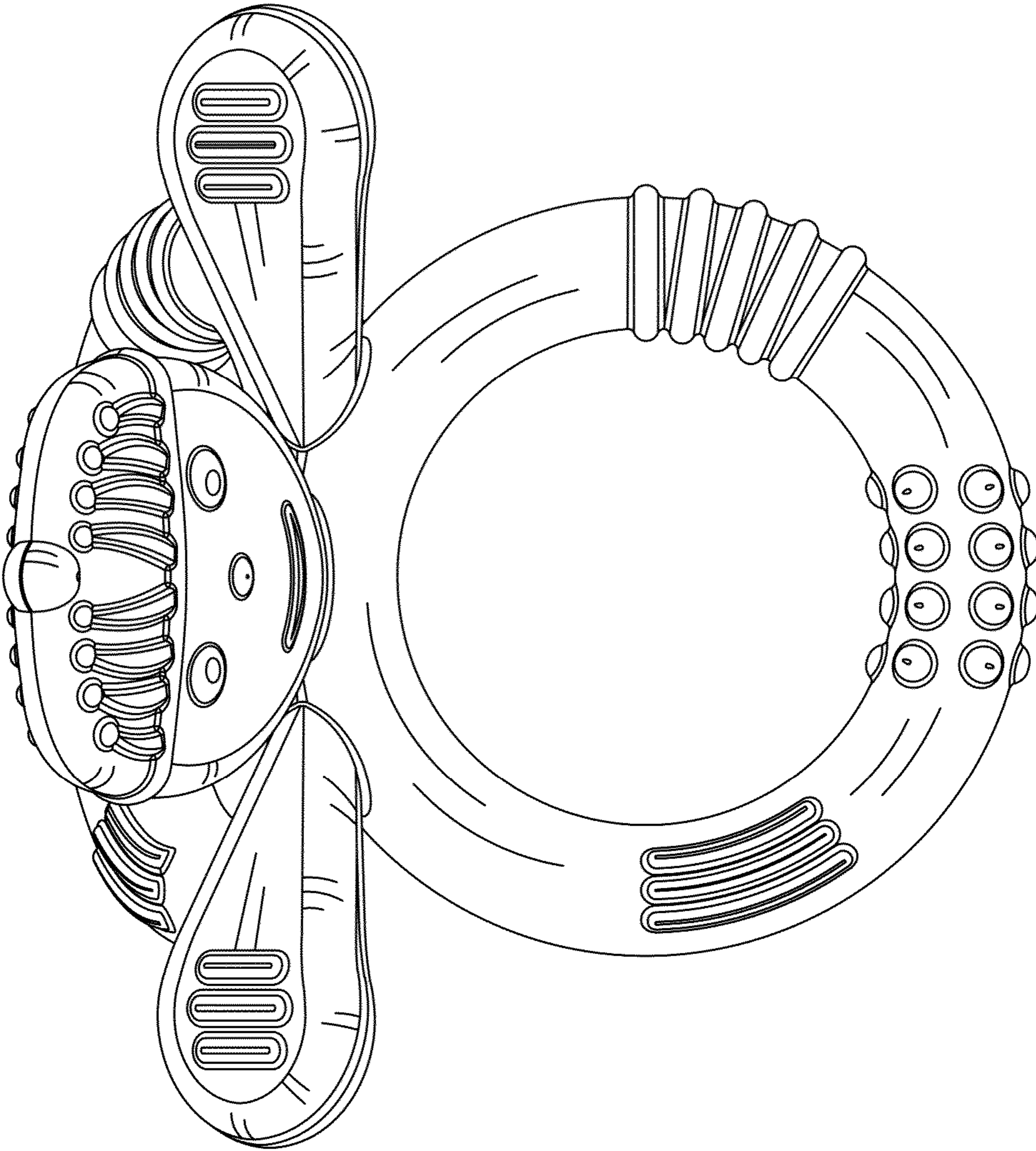


FIG. 7

