



US00D739013S

(12) **United States Design Patent**
Landry

(10) **Patent No.:** **US D739,013 S**
(45) **Date of Patent:** **** Sep. 15, 2015**

- (54) **SWAB**
- (71) Applicant: **Teresa Landry**, New Iberia, LA (US)
- (72) Inventor: **Teresa Landry**, New Iberia, LA (US)
- (**) Term: **14 Years**
- (21) Appl. No.: **29/459,986**
- (22) Filed: **Jul. 5, 2013**
- (51) **LOC (10) Cl.** **24-02**
- (52) **U.S. Cl.**
USPC **D24/119**
- (58) **Field of Classification Search**
USPC D24/119; D8/305, 315, 316; 606/162;
604/1; D23/303, 304, 305; D21/808,
D21/620, 618; D2/908, 951, 638; D5/28,
D5/56, 65
See application file for complete search history.

(56) **References Cited**

U.S. PATENT DOCUMENTS

- 1,652,108 A * 12/1927 Forbis 604/1
- D653,039 S * 1/2012 Mullins D5/28
- D688,357 S * 8/2013 Portilla D23/304
- D698,907 S * 2/2014 Portilla D23/304

- D700,687 S * 3/2014 Portilla D23/304
- D700,688 S * 3/2014 Portilla D23/304
- D712,526 S * 9/2014 Portilla D23/304
- D712,527 S * 9/2014 Portilla D23/304
- 2003/0135228 A1 * 7/2003 Crespo 606/162
- 2005/0171462 A1 * 8/2005 Tsauro 604/1
- 2007/0299457 A1 * 12/2007 Morales 606/162

* cited by examiner

Primary Examiner — Garth Rademaker

Assistant Examiner — Samantha Q Lawrence

(74) *Attorney, Agent, or Firm* — Onebane Law Firm; Greg R. Mier

(57) **CLAIM**

The ornamental design for a swab, as shown and described.

DESCRIPTION

FIG. 1 is a perspective view of a swab showing my new design.

FIG. 2 is another perspective view of a swab showing my new design.

FIG. 3 is a side view of a swab showing my new design.

FIG. 4 is another side view of a swab showing my new design.

FIG. 5 is an end view of a swab showing my new design; and,

FIG. 6 is another end view of a swab showing my new design.

The broken lines shown in FIGS. 1 through 6 illustrate portions of the swab that form no part of the claimed design.

1 Claim, 1 Drawing Sheet





FIG. 1




FIG. 2



FIG. 3



FIG. 4




FIG. 5




FIG. 6