



US00D739011S

(12) **United States Design Patent**
Morrison, Jr. et al.

(10) **Patent No.:** **US D739,011 S**
(45) **Date of Patent:** **** Sep. 15, 2015**

(54) **AUTOMATIC INJECTION DEVICE**

(71) Applicants: **William Harold Morrison, Jr.**, Avon, IN (US); **William Godwin Atterbury**, Columbus, OH (US); **William Anton Bowes**, Indianapolis, IN (US); **Joseph Daniel Dennis, Jr.**, Grandview Heights, OH (US); **Steven Michael Madland**, Gahanna, OH (US)

D303,020 S 8/1989 Reichmann
D328,611 S 8/1992 Longarzo
D401,324 S 11/1998 Hjertman et al.
D401,325 S 11/1998 Hjertman et al.
6,159,181 A * 12/2000 Crossman et al. 604/157
D479,747 S 9/2003 Bainton

(Continued)

(72) Inventors: **William Harold Morrison, Jr.**, Avon, IN (US); **William Godwin Atterbury**, Columbus, OH (US); **William Anton Bowes**, Indianapolis, IN (US); **Joseph Daniel Dennis, Jr.**, Grandview Heights, OH (US); **Steven Michael Madland**, Gahanna, OH (US)

WO WO2007002052 1/2007
WO WO2007047200 4/2007

(Continued)

FOREIGN PATENT DOCUMENTS

OTHER PUBLICATIONS

Editors, Rebidose Interferon Injector for MS Cleared in US, Jan. 4, 2013, <http://www.medgadget.com/2013/01/rebif-rebidose-interferon-injector-for-ms-cleared-in-us.html>.*

(Continued)

(73) Assignee: **Eli Lilly and Company**, Indianapolis, IN (US)

Primary Examiner — David Muller
Assistant Examiner — Nathan Johnston
(74) *Attorney, Agent, or Firm* — Edward J. Prein

(**) Term: **14 Years**

(21) Appl. No.: **29/449,492**

(57) **CLAIM**

The ornamental design for an automatic injection device, as shown and described.

(22) Filed: **Mar. 15, 2013**

(51) **LOC (10) Cl.** **24-02**

(52) **U.S. Cl.**
USPC **D24/114**

(58) **Field of Classification Search**
USPC D24/112-114, 108, 133, 130, 127, 186;
606/181, 185; 604/134-137, 264, 272,
604/187, 181, 184, 227
CPC . A61K 31/519; A61K 31/568; A61K 9/0087;
A61K 9/0019; A61M 5/2033; A61M 5/30;
A61M 5/178; A61M 5/3202; A61M
2005/2073; A61M 2005/3247; A61M 5/326
See application file for complete search history.

DESCRIPTION


FIG. 1 is a front perspective view of an automatic injection device showing our new design; FIG. 2 is a rear view thereof; FIG. 3 is a front view thereof; FIG. 4 is side view thereof; FIG. 5 is an opposite side view thereof; FIG. 6 is a top view thereof; and, FIG. 7 is a bottom view thereof. The closely spaced, parallel lines in the lower region of FIGS. 1-5 show needle masking grooves, visible on an upstanding, interior tube portion of the transparent housing, that form part of the claimed design. The broken lines showing internal portions and a knurled exterior portion and a bottom portion of the automatic injection device form no part of the claimed design. The shade lines in the Figures show contour and not surface ornamentation.

(56) **References Cited**

U.S. PATENT DOCUMENTS

1,617,140 A 2/1927 Alland
D160,436 S 10/1950 Siebert
4,623,332 A * 11/1986 Lindmayer et al. 604/68

1 Claim, 3 Drawing Sheets



(56)

References Cited

U.S. PATENT DOCUMENTS

D479,748 S 9/2003 Tyce
 D492,405 S 6/2004 Bainton
 D501,253 S 1/2005 Bainton
 D505,490 S 5/2005 Tyce
 D548,336 S * 8/2007 Galbraith D24/114
 7,329,239 B2 * 2/2008 Safabash et al. 604/136
 D606,649 S 12/2009 Tyce
 7,758,602 B2 * 7/2010 Sato et al. 606/182
 7,918,824 B2 4/2011 Bishop et al.
 8,409,138 B2 4/2013 James et al.
 8,480,631 B2 * 7/2013 Wotton et al. 604/181
 D687,544 S 8/2013 Stephan et al.
 D696,773 S * 12/2013 Schneider et al. D24/113
 D697,205 S * 1/2014 Schneider et al. D24/113
 D703,315 S 4/2014 Sanders
 8,740,871 B2 * 6/2014 Lawlis et al. 604/502
 D708,317 S * 7/2014 Schneider et al. D24/113
 2003/0105430 A1 * 6/2003 Lavi et al. 604/136
 2004/0068283 A1 * 4/2004 Fukuzawa et al. 606/181

2004/0092996 A1 * 5/2004 List et al. 606/181
 2005/0080377 A1 * 4/2005 Sadowski et al. 604/131
 2006/0178629 A1 * 8/2006 Gillespie et al. 604/134
 2008/0154200 A1 * 6/2008 Lesch 604/135
 2011/0092915 A1 4/2011 Olsen et al.
 2011/0257604 A1 * 10/2011 Banik 604/209
 2012/0323177 A1 * 12/2012 Adams et al. 604/135
 2013/0046238 A1 * 2/2013 Edhouse et al. 604/134
 2014/0114247 A1 * 4/2014 Karlsson et al. 604/135
 2014/0180218 A1 * 6/2014 Fourt et al. 604/220

FOREIGN PATENT DOCUMENTS

WO WO2010104779 9/2010
 WO WO2011109205 9/2011
 WO WO2013032779 3/2013

OTHER PUBLICATIONS

Unpublished U.S. Appl. No. 61/716,029, Eli Lilly and Company, entitled "Trigger Assembly for an Automatic Injection Device".

* cited by examiner

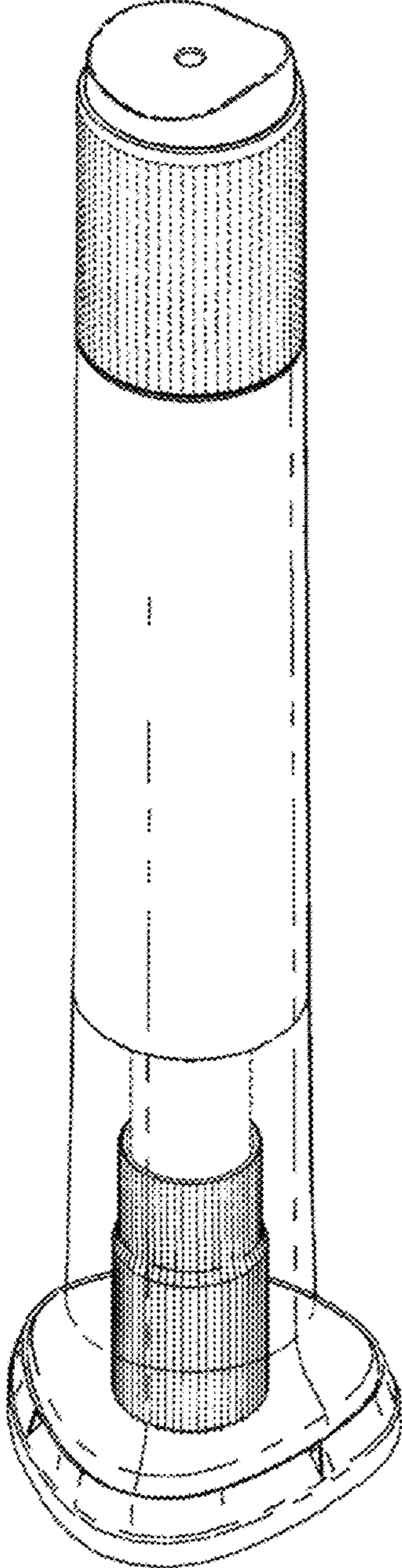


Fig. 1

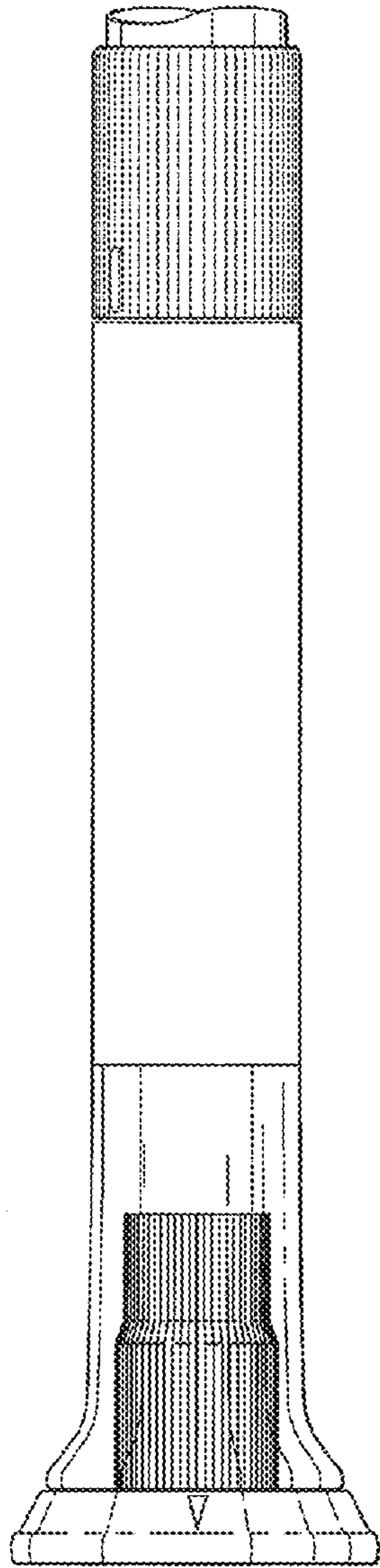


Fig. 2

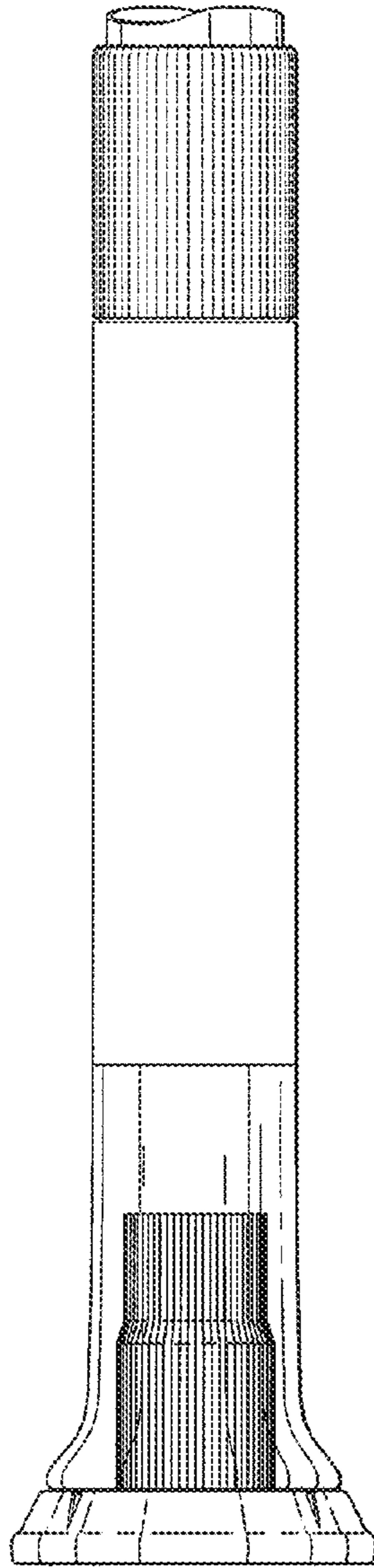


Fig. 3




Fig. 4

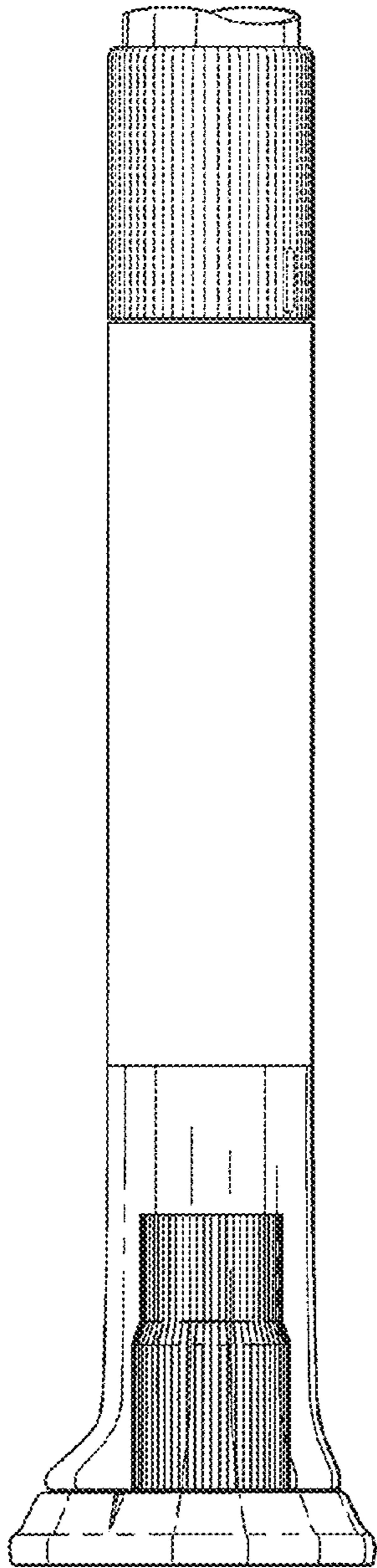


Fig. 5

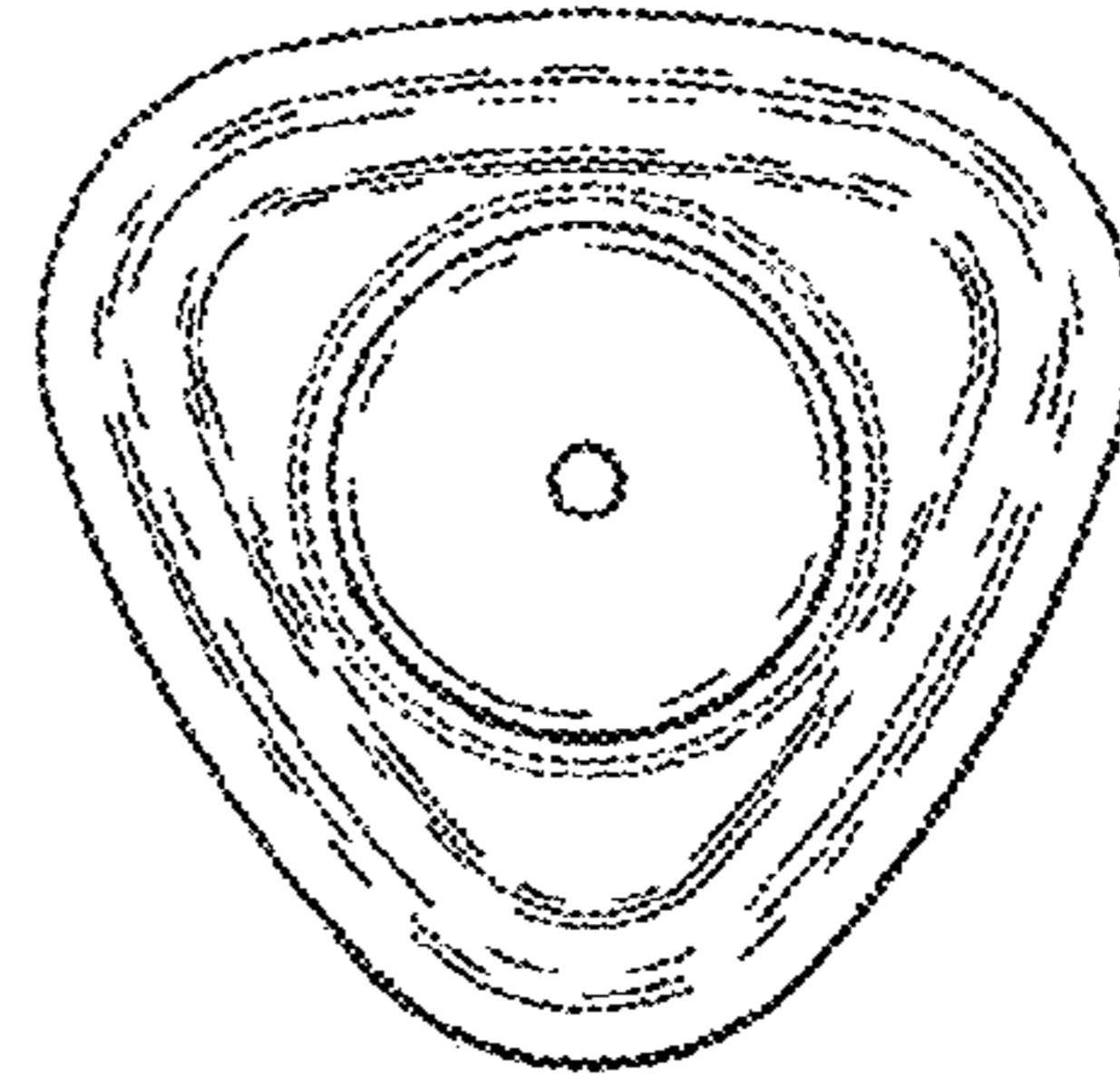


Fig. 6

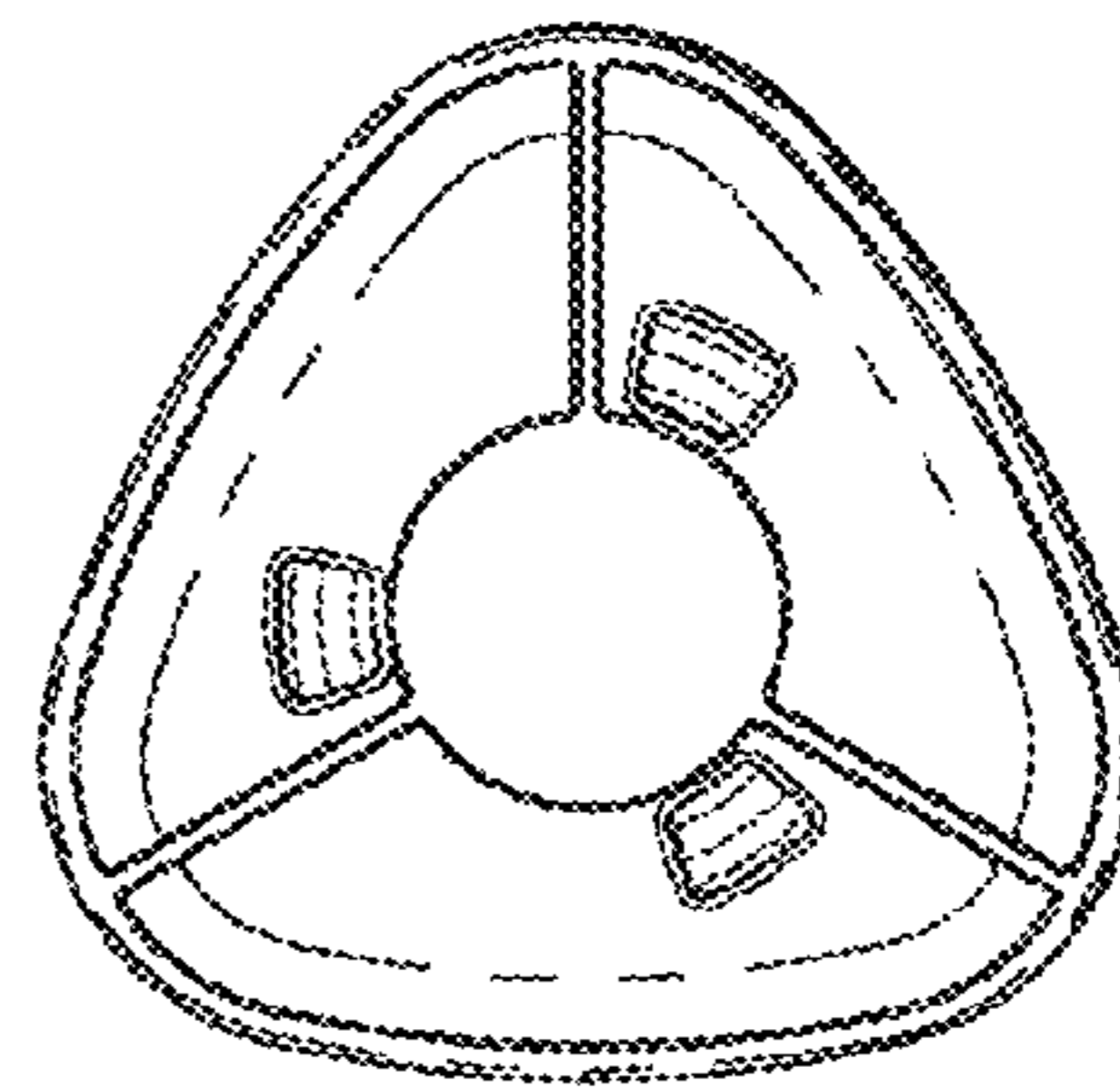


Fig. 7