



US00D739001S

(12) **United States Design Patent**
Crisa'

(10) **Patent No.:** **US D739,001 S**

(45) **Date of Patent:** **** Sep. 15, 2015**

(54) **KITCHEN RANGE HOOD**

(71) Applicant: **Elica S.p.A.**, Fabriano AN (IT)

(72) Inventor: **Fabrizio Crisa'**, Fabriano AN (IT)

(73) Assignee: **ELICA S.P.A.**, Fabriano An (IT)

(**) Term: **14 Years**

(21) Appl. No.: **29/480,199**

(22) Filed: **Jan. 24, 2014**

(30) **Foreign Application Priority Data**

Jul. 26, 2013 (EM) 001379077

(51) **LOC (10) Cl.** **23-04**

(52) **U.S. Cl.**
USPC **D23/372; D26/59**

(58) **Field of Classification Search**
USPC D23/370-372, 385-386, 388, 393, 411;
126/299 D, 299 R; D26/51, 59, 72, 78,
D26/88-90, 128

CPC F24C 15/2042; F24C 15/2007; F24C
15/205; F24C 15/2064; F24C 15/2071;
F24C 15/2078; F24C 15/2085; F24C 15/2092
See application file for complete search history.

(56) **References Cited**

U.S. PATENT DOCUMENTS

D89,273 S * 2/1933 Blau D26/131
D101,800 S * 11/1936 Tompkins D26/128
D102,438 S * 12/1936 Montmartin D26/88
D130,675 S * 12/1941 Miller D23/372
2,839,986 A * 6/1958 Herman 454/136

D228,796 S * 10/1973 De John D26/128
D443,712 S * 6/2001 Minissi et al. D26/72
D444,254 S * 6/2001 Minissi et al. D26/72
D453,824 S * 2/2002 Chiang D23/372
D457,617 S * 5/2002 Chiang D23/372
D467,676 S * 12/2002 Packer et al. D26/72
D481,489 S * 10/2003 Cline et al. D26/128
D482,816 S * 11/2003 Packer et al. D26/89
D588,299 S * 3/2009 Sabernig D26/88
7,645,188 B1 * 1/2010 Peerbolt 454/296
D620,632 S * 7/2010 Wanders D26/88
D631,188 S * 1/2011 Lovegrove D26/138
D674,530 S * 1/2013 Wanders D26/88
D682,460 S * 5/2013 Wanders D26/88
D690,872 S * 10/2013 Meise et al. D26/88
D706,410 S * 6/2014 Pan D23/411
D707,382 S * 6/2014 Ni D26/72

* cited by examiner

Primary Examiner — Susan Bennett Hattan

Assistant Examiner — Janice Hallmark

(74) *Attorney, Agent, or Firm* — Nixon & Vanderhye, PC

(57) **CLAIM**

The ornamental design for a kitchen range hood, as shown and described.

DESCRIPTION

FIG. 1 is a perspective view of the front of the kitchen range hood showing my new design;

FIG. 2 is an elevational view of the front thereof;

FIG. 3 is a is an elevational view of the rear thereof;


FIG. 4 is a plan view of the top thereof;

FIG. 5 is a plan view of the bottom thereof;

FIG. 6 is an elevational view of one side thereof; and,

FIG. 7 is an elevational view of the other side thereof.

1 Claim, 7 Drawing Sheets



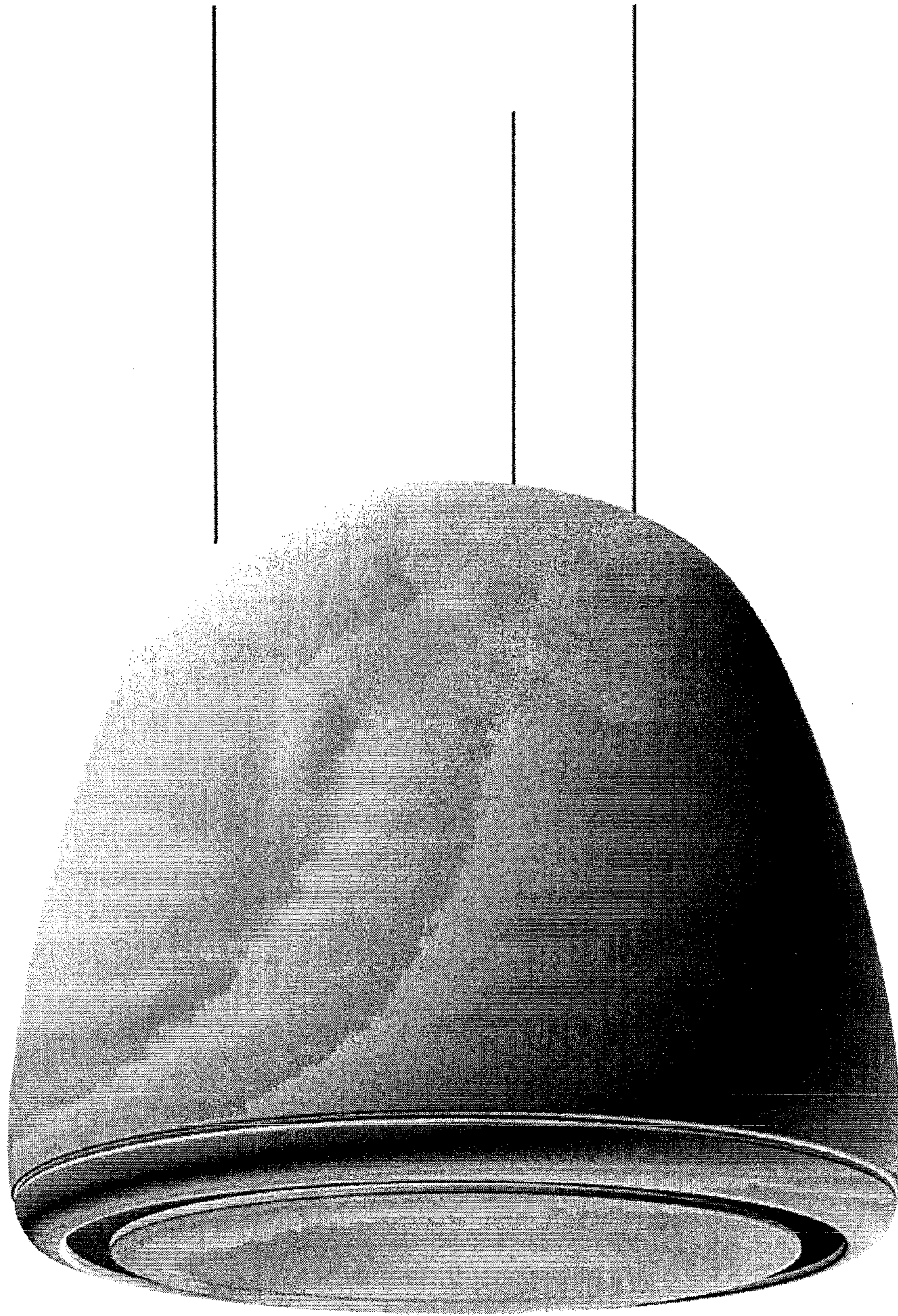


FIGURE 1

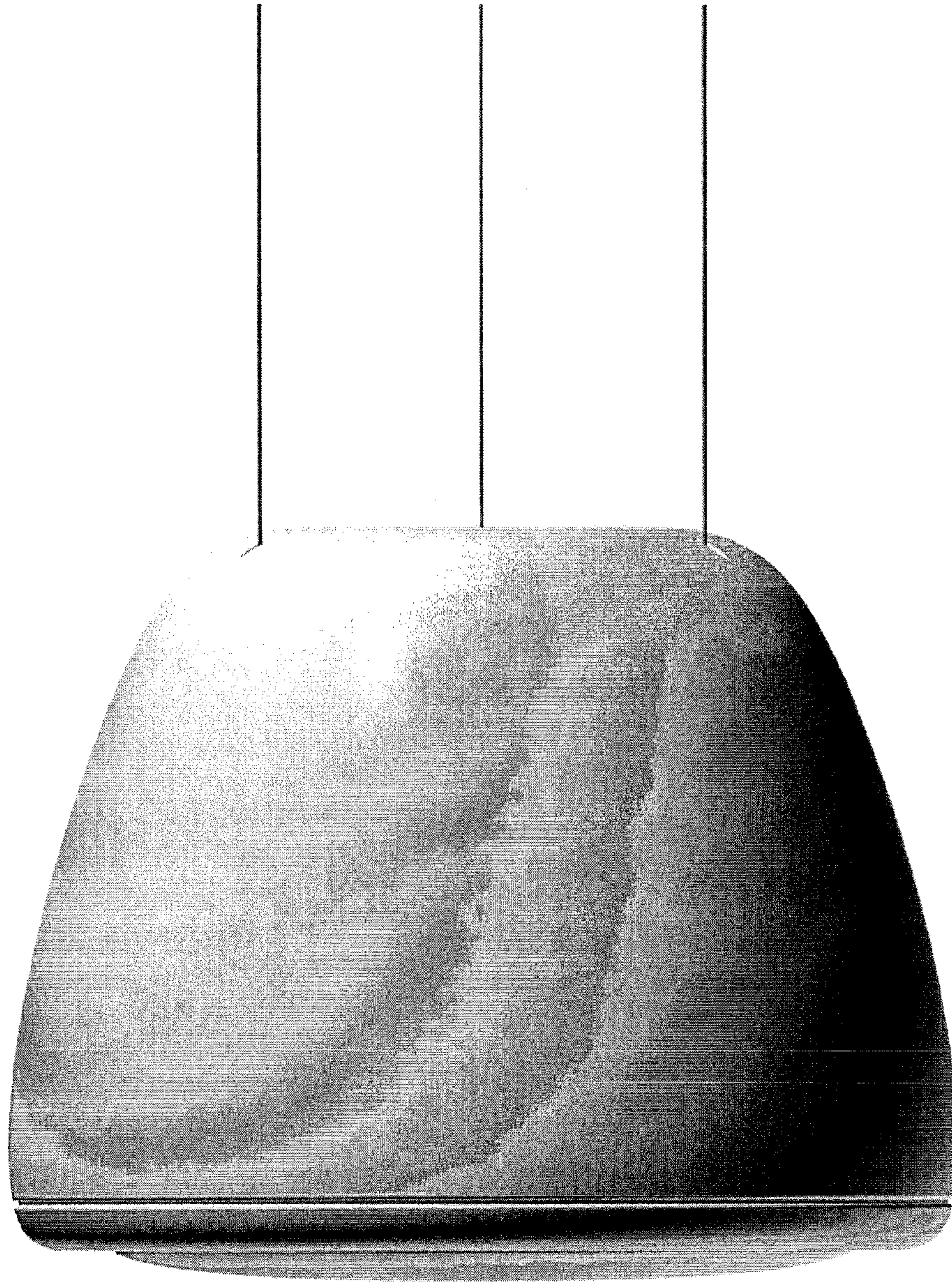


FIGURE 2

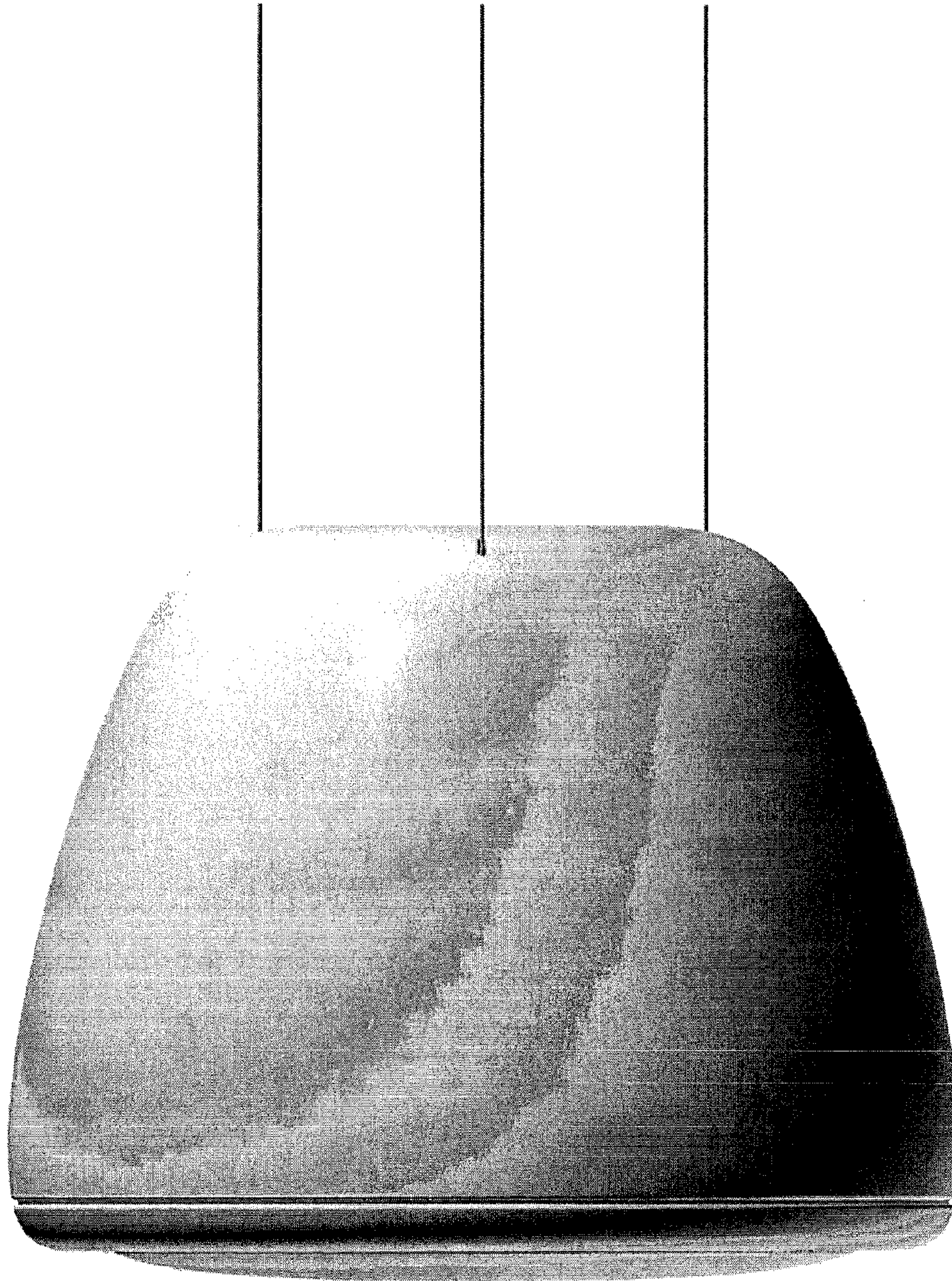


FIGURE 3

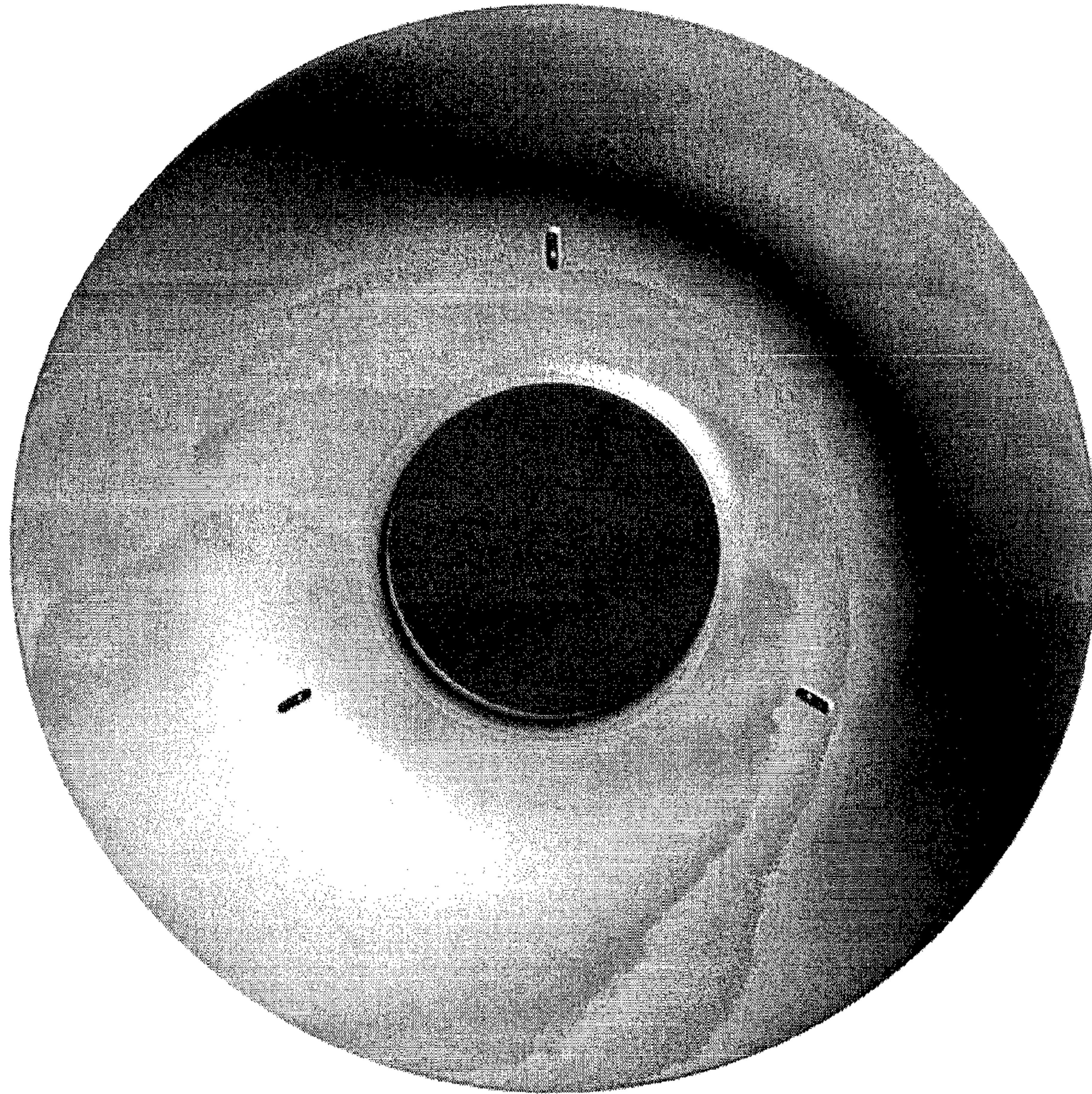


FIGURE 4




FIGURE 5

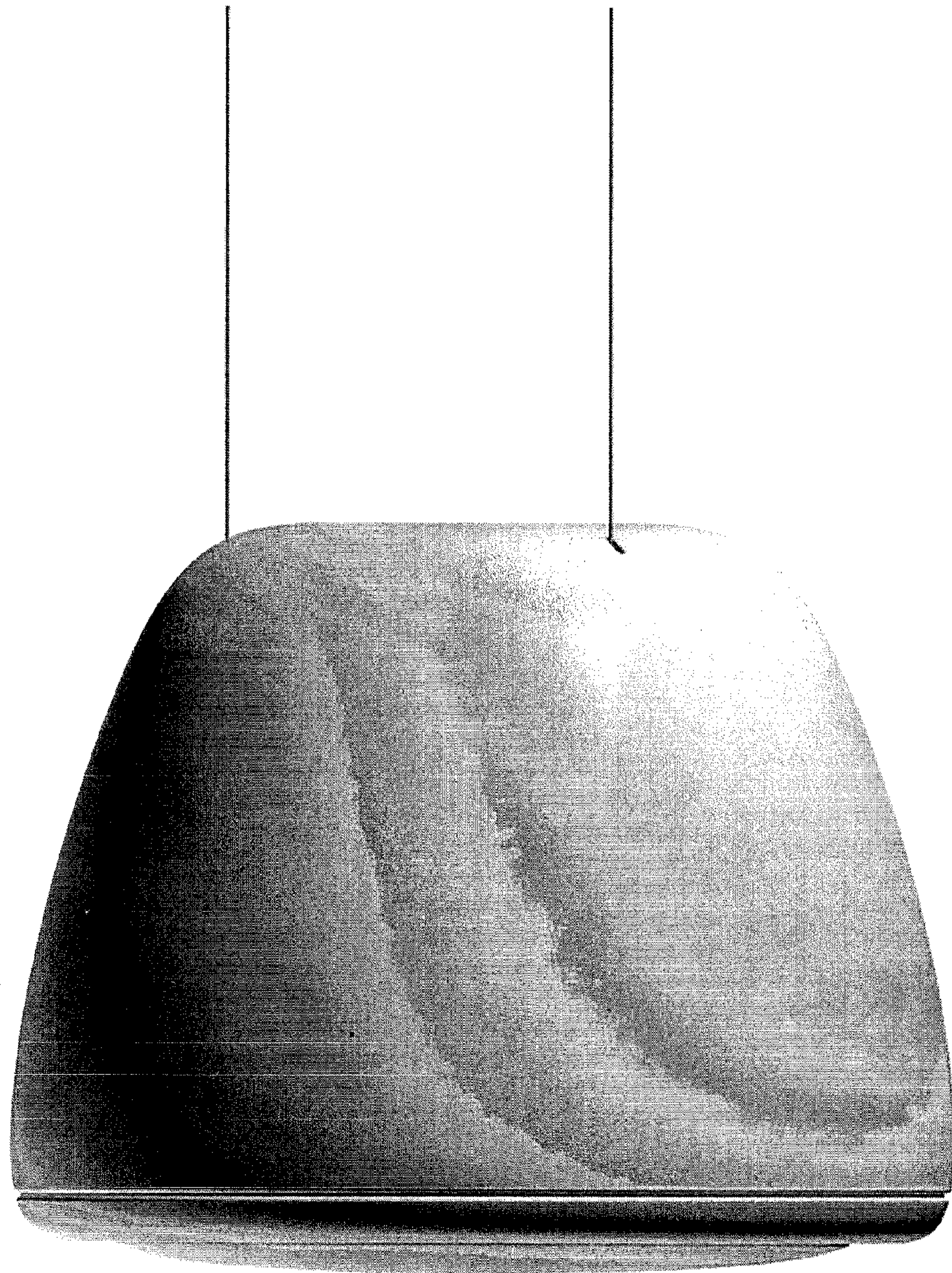


FIGURE 6

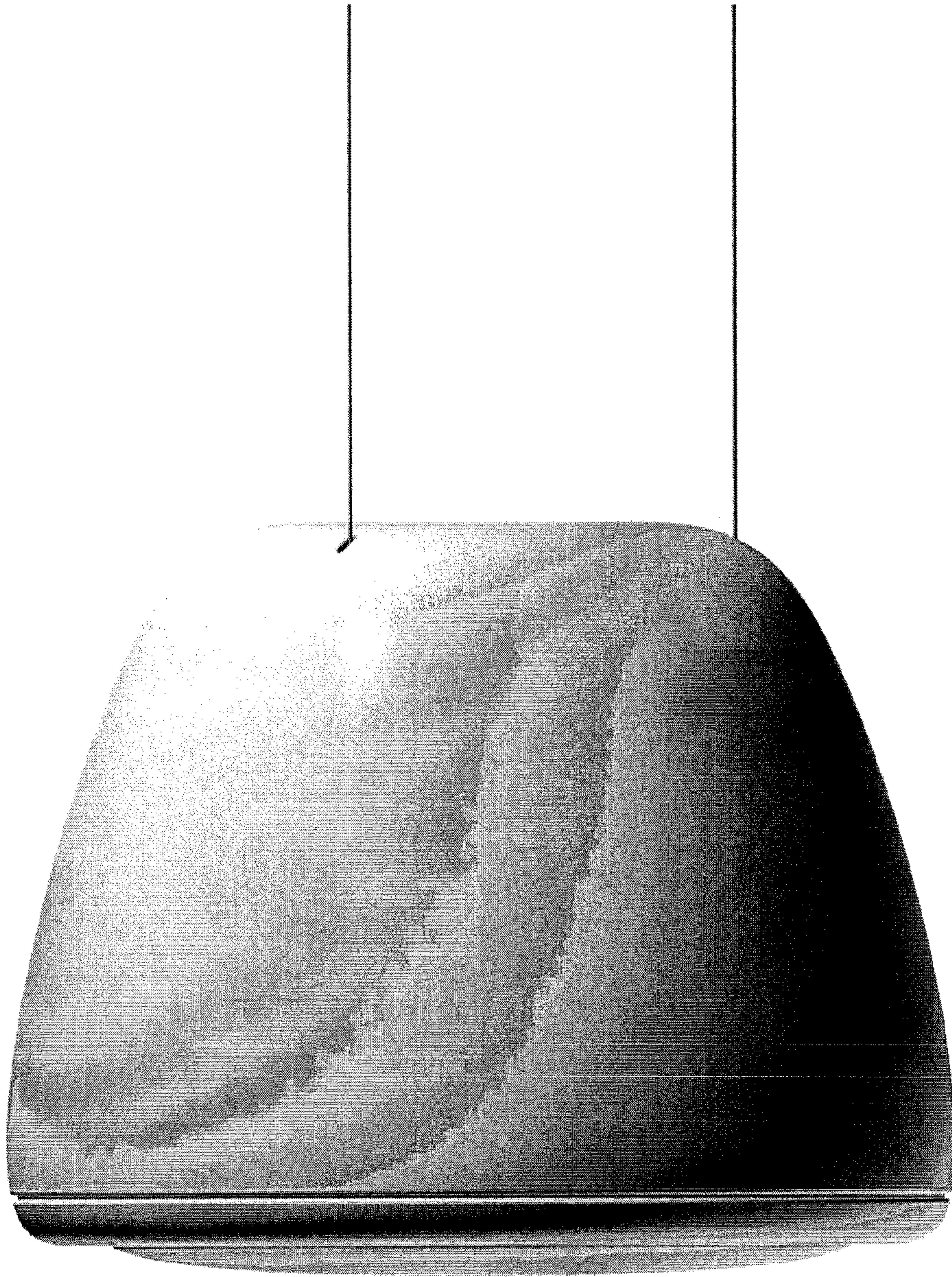


FIGURE 7