



US00D738989S

(12) **United States Design Patent**  
**Brighenti**

(10) **Patent No.:** **US D738,989 S**

(45) **Date of Patent:** **\*\* Sep. 15, 2015**

(54) **FISHING SINKER**

*Primary Examiner* — Catheri Oliver-Garcia

(71) Applicant: **Jack J. Brighenti**, Bradenton, FL (US)

(57) **CLAIM**

The ornamental design for a fishing sinker, substantially as shown and described.

(72) Inventor: **Jack J. Brighenti**, Bradenton, FL (US)

(\*\*) Term: **14 Years**

**DESCRIPTION**

(21) Appl. No.: **29/483,578**

FIG. 1 is a front elevational view of a fishing sinker showing my novel design, wherein the fishing sinker resembles a fire-arm ammunition shell casing;

(22) Filed: **Feb. 28, 2014**

FIG. 2 is an axonometric frontal perspective with ¼ a cut removed to highlight interior thereof.

(51) **LOC (10) Cl.** ..... **22-05**

FIG. 3 is a right side elevational view of the sinker described in FIG. 1;

(52) **U.S. Cl.**  
USPC ..... **D22/145**

FIG. 4 is a left side elevational view thereof;

(58) **Field of Classification Search**  
USPC ..... D22/145; 43/44.97, 42.34, 43.1, 43.13,  
43/44.92, 44.91, 44.9  
See application file for complete search history.

FIG. 5 is a top plan view of the sinker described in FIG. 1;

FIG. 6 is a bottom plan view of the sinker described in FIG. 1;

FIG. 7 is an axonometric bottom perspective of the sinker described in FIG. 1;

(56) **References Cited**

**U.S. PATENT DOCUMENTS**

2,691,842	A *	10/1954	Brown	.....	43/44.9
2,705,384	A *	4/1955	Osterberg	.....	43/44.9
3,540,144	A *	11/1970	Gurka	.....	43/42.33
5,305,534	A *	4/1994	Lazich	.....	43/44.91
D527,437	S *	8/2006	Bosse et al.	.....	D22/145
D699,317	S *	2/2014	Garofalo et al.	.....	D22/145

FIG. 8 is an axonometric bottom perspective with ¼ cut removed to highlight interior thereof;


FIG. 9 is an axonometric frontal perspective thereof;

FIG. 10 is an axonometric frontal perspective with ¼ cut removed to highlight interior of the sinker described in FIG. 1; and,

FIG. 11 is a front perspective view of the sinker as described in FIG. 1.

\* cited by examiner

**1 Claim, 9 Drawing Sheets**






Figure 1

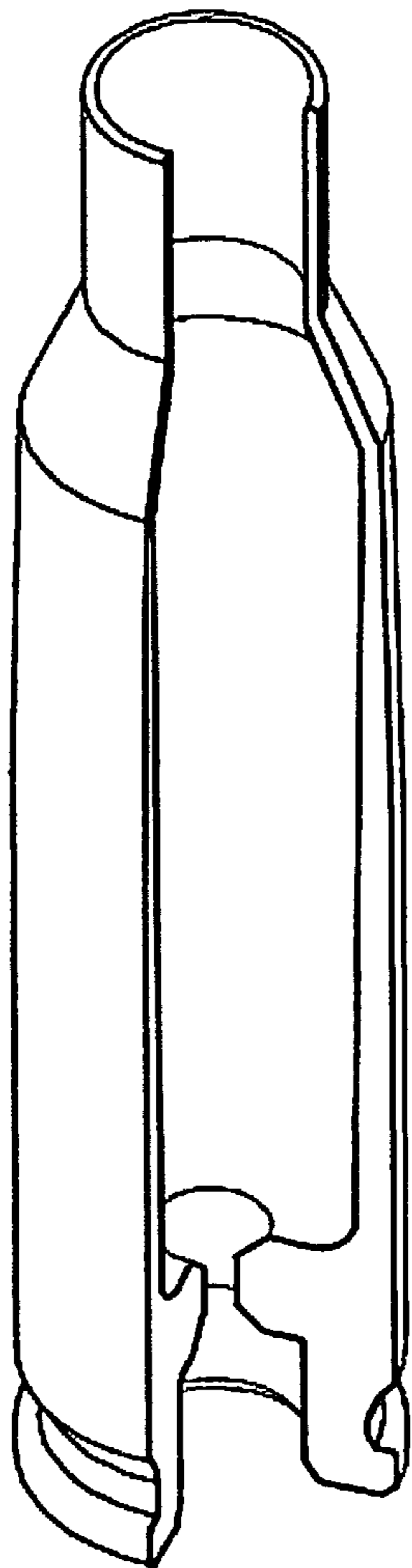


Figure 2




Figure 3




Figure 4

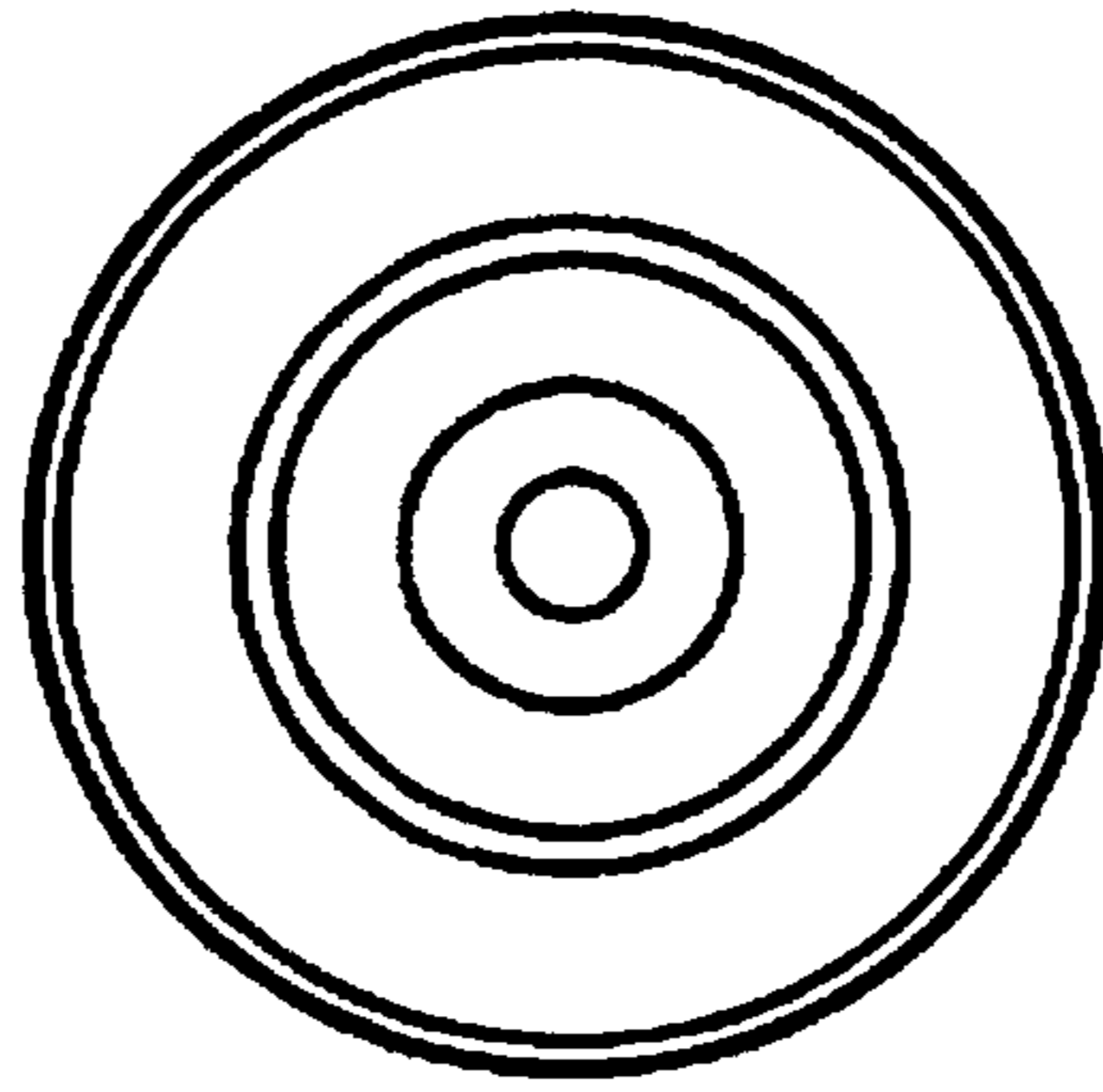


Figure 5

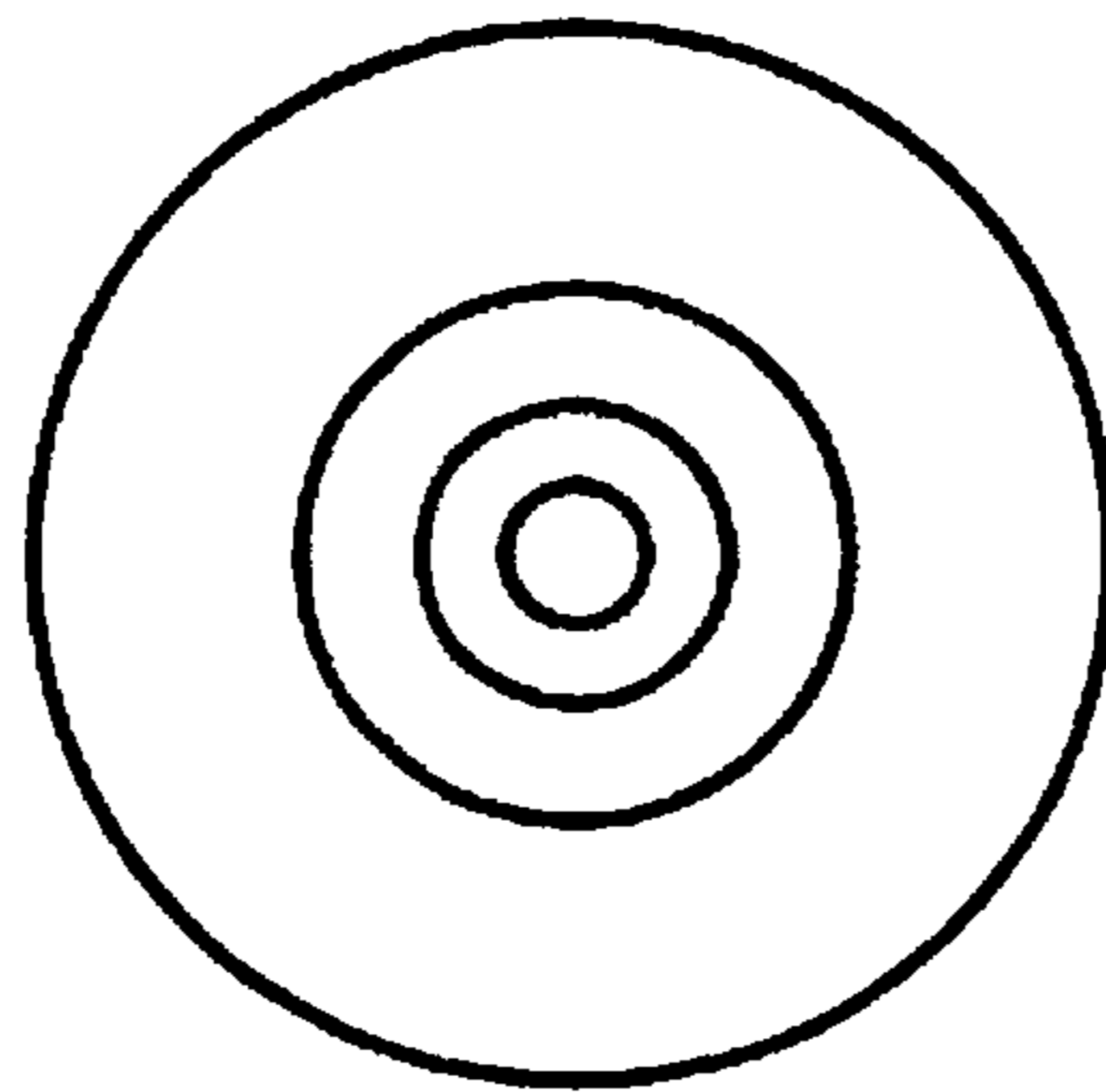


Figure 6




Figure 7

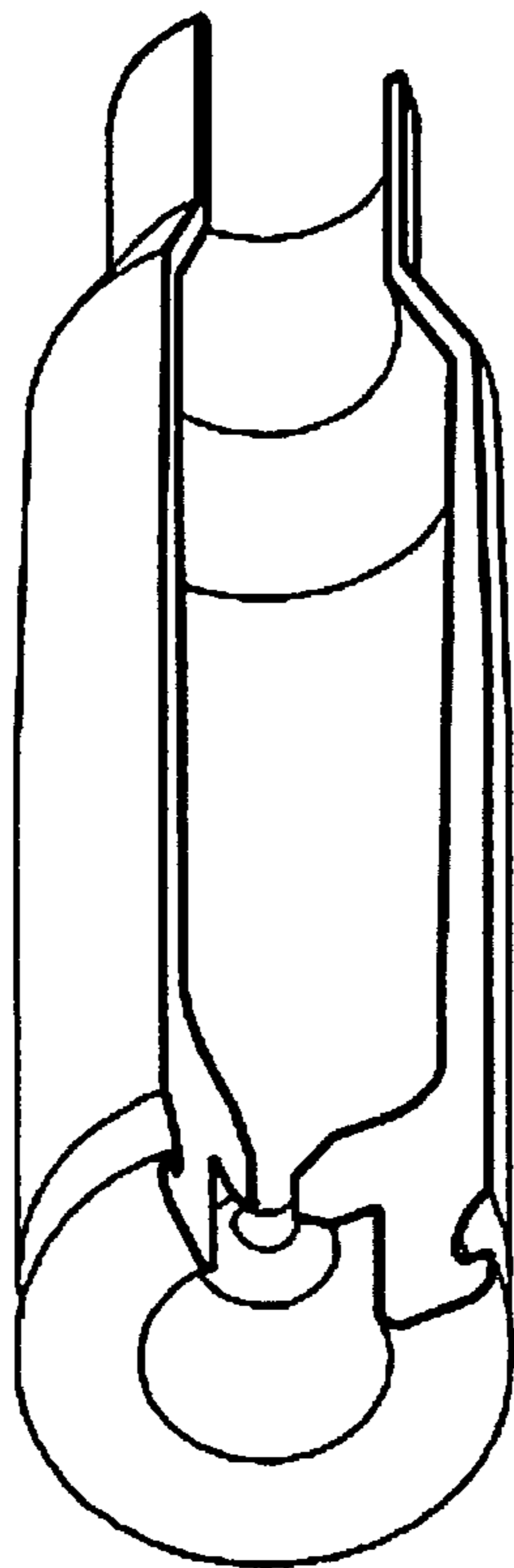


Figure 8

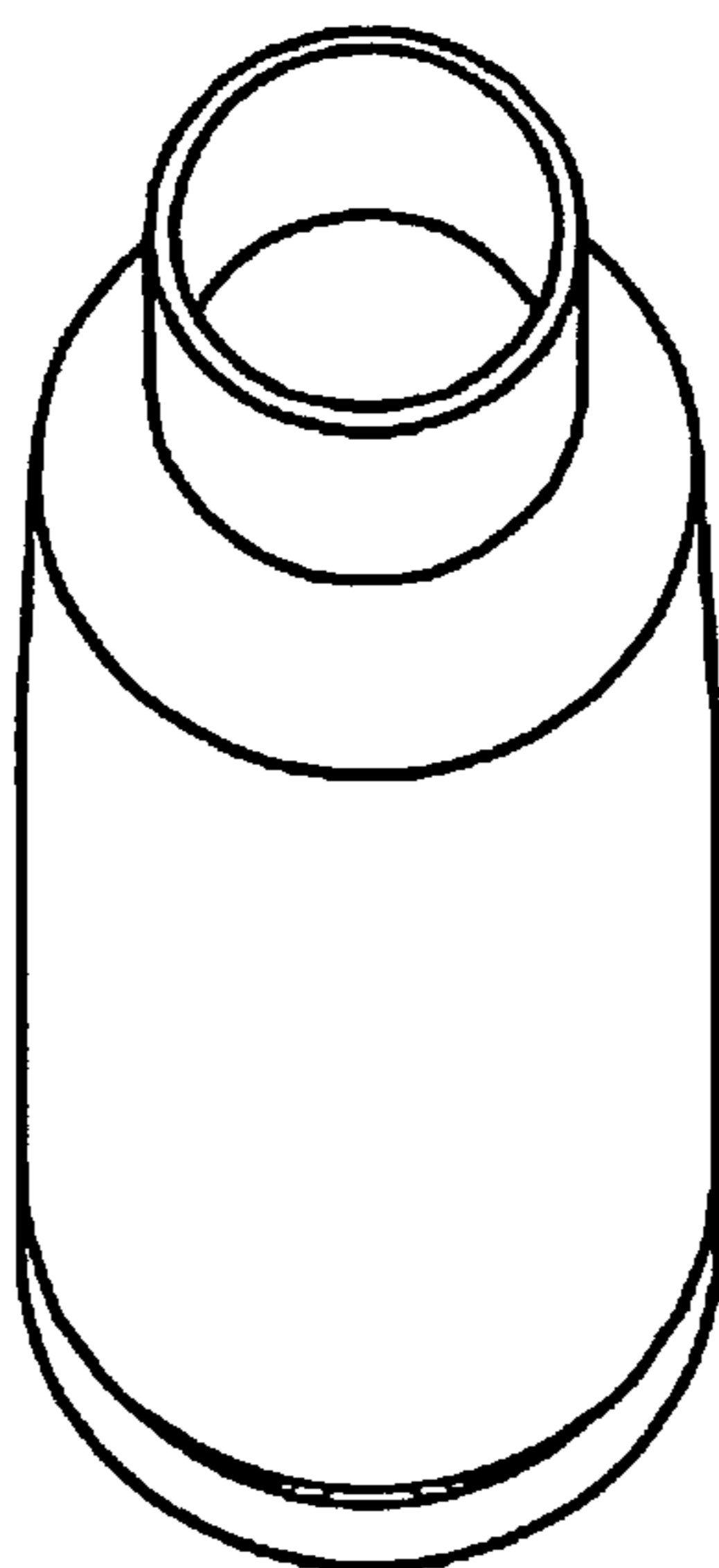


Figure 9



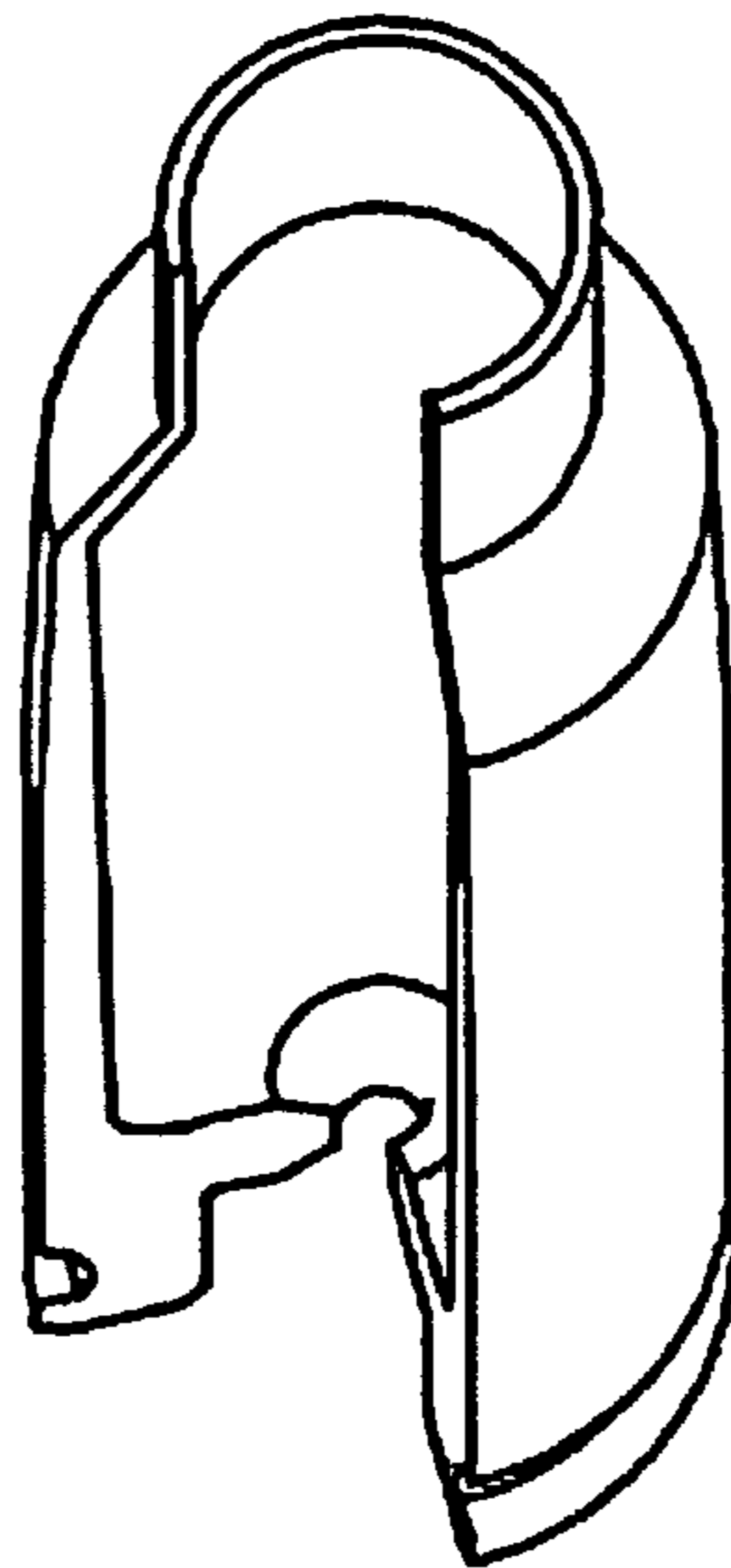


Figure 10




Figure 11