



US00D738974S

(12) **United States Design Patent**
Miller et al.

(10) **Patent No.:** **US D738,974 S**
(45) **Date of Patent:** **** Sep. 15, 2015**

(54) **GOLF GRIP**

(71) Applicant: **Eaton Corporation**, Cleveland, OH
(US)

(72) Inventors: **Bruce Allan Miller**, Pinehurst, NC (US);
Brandon Sowell, Pinehurst, NC (US)

(73) Assignee: **EATON CORPORATION**, Cleveland,
OH (US)

(**) Term: **14 Years**

(21) Appl. No.: **29/503,861**

(22) Filed: **Sep. 30, 2014**

(51) **LOC (10) Cl.** **21-02**

(52) **U.S. Cl.**
USPC **D21/756**

(58) **Field of Classification Search**
USPC D21/756-758
CPC A63B 53/14; A63B 59/004
See application file for complete search history.

(56) **References Cited**

U.S. PATENT DOCUMENTS

D223,461 S * 4/1972 Spencer D21/756
D336,322 S * 6/1993 Poincenot et al. D21/756

D424,147 S * 5/2000 Vela D21/756
D529,563 S * 10/2006 Rose D21/756
D529,971 S * 10/2006 Rose D21/756
D538,868 S * 3/2007 Norton et al. D21/756
D554,723 S * 11/2007 Savasky D21/756
D554,724 S * 11/2007 Savasky D21/756
D590,465 S * 4/2009 Chen D21/756
D595,380 S * 6/2009 Koehler D21/756
D634,803 S * 3/2011 Chen D21/756

* cited by examiner

Primary Examiner — Mitchell Siegel

(74) *Attorney, Agent, or Firm* — Daniel S. Kalka

(57) **CLAIM**

The ornamental design for a golf grip, substantially as shown and described.

DESCRIPTION

FIG. 1 is a perspective view of the golf grip;
FIG. 2 is a frontal view of the golf grip;
FIG. 3 is a back or rear view of the golf grip;
FIG. 4 is a right side view of the golf grip;
FIG. 5 is a left side view of the golf grip;
FIG. 6 is a top view of the golf grip; and,
FIG. 7 is a bottom view of the golf grip.

1 Claim, 2 Drawing Sheets



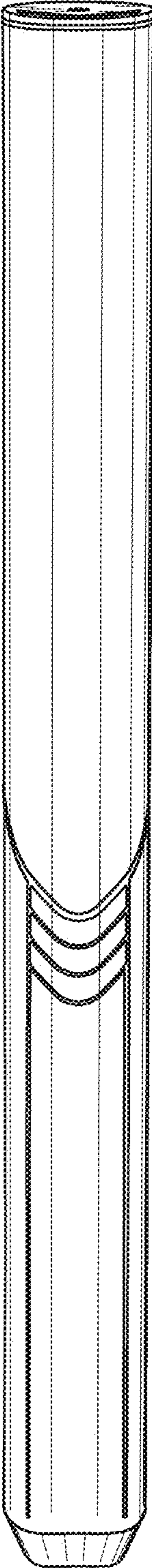


Fig.1

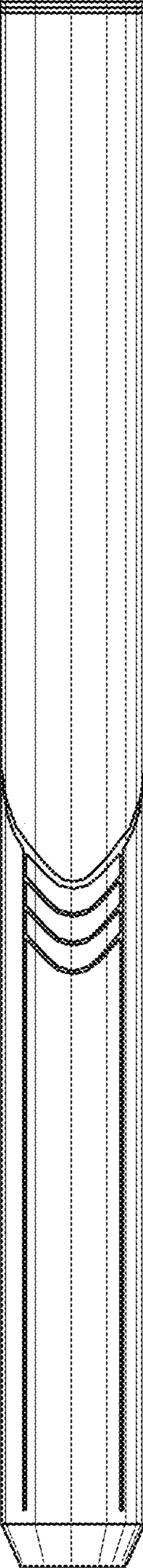


Fig.2




Fig.3

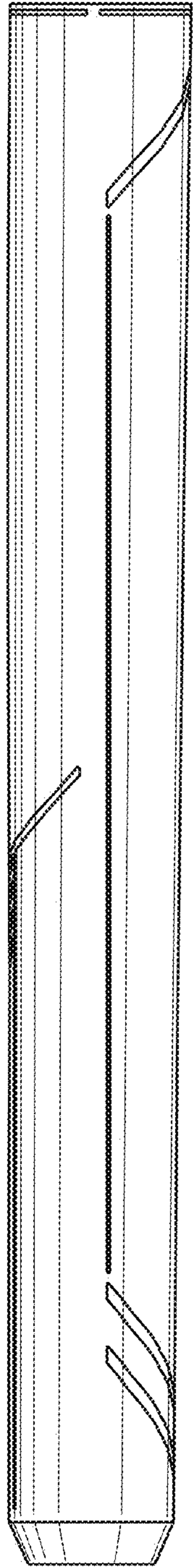


Fig.4

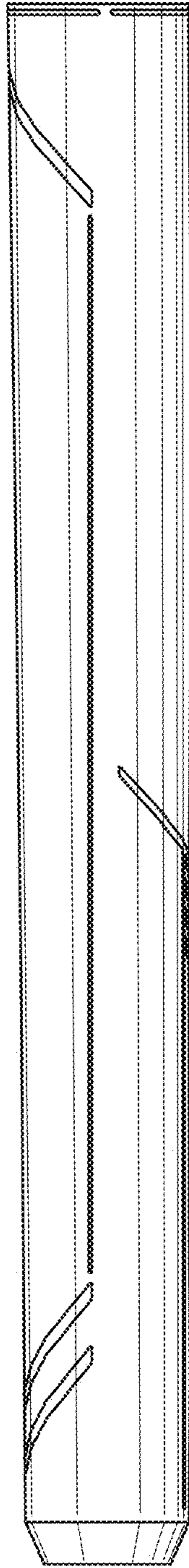


Fig.5

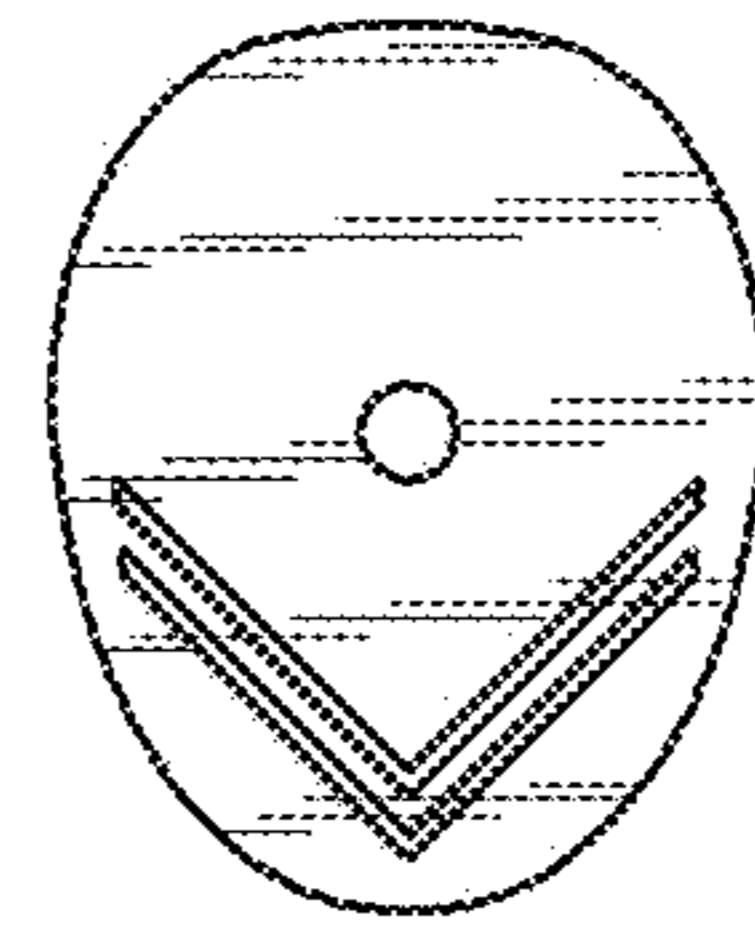


Fig.6

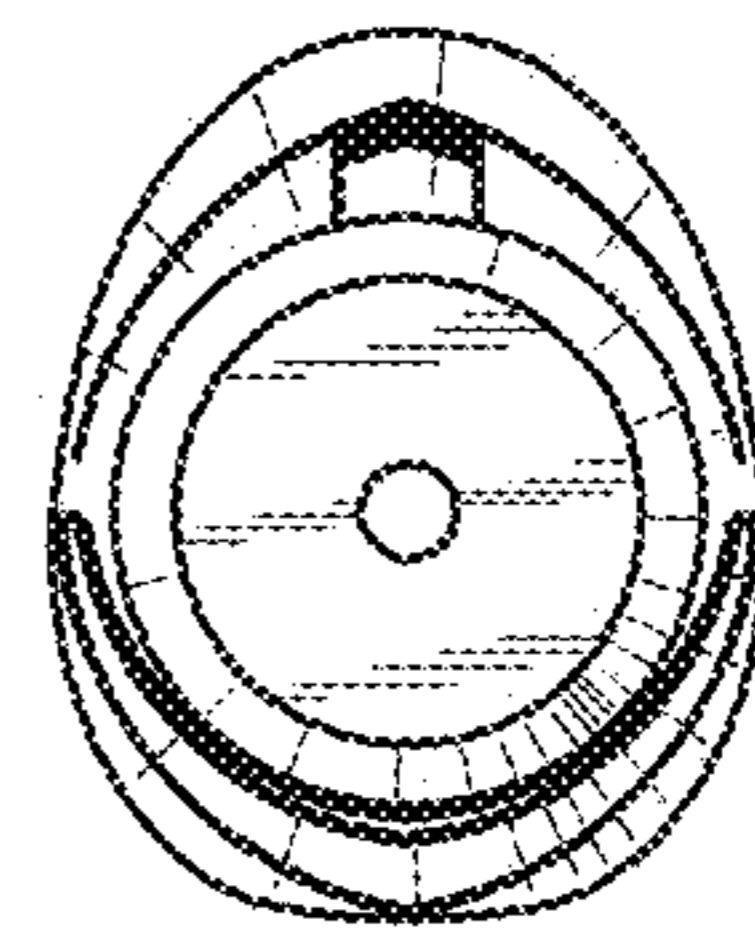


Fig.7