

US00D738973S

(12) **United States Design Patent**  
**Dingman**

(10) **Patent No.:** **US D738,973 S**

(45) **Date of Patent:** **\*\* \*Sep. 15, 2015**

(54) **GOLF PUTTER GRIP**

(71) Applicant: **SSG International, LLC**, Wixom, MI (US)

(72) Inventor: **Dean Dingman**, Brighton, MI (US)

(73) Assignee: **SSG International, LLC**, Wixom, MI (US)

(\*) Notice: This patent is subject to a terminal disclaimer.

(\*\*) Term: **14 Years**

(21) Appl. No.: **29/465,754**

(22) Filed: **Aug. 30, 2013**

(51) **LOC (10) Cl.** ..... **21-02**

(52) **U.S. Cl.**  
USPC ..... **D21/756**

(58) **Field of Classification Search**  
USPC ..... D21/756-758; 473/298-303, 201-204  
See application file for complete search history.

(56) **References Cited**

**U.S. PATENT DOCUMENTS**

D196,268 S	9/1963	Lamb	
4,215,860 A *	8/1980	Nakamatsu	473/201
D345,192 S *	3/1994	Solheim	D21/756

5,575,473 A *	11/1996	Turner	473/298
D377,070 S *	12/1996	Gurrola	D21/756
D391,330 S *	2/1998	Solheim et al.	D21/756
5,779,559 A *	7/1998	Eberle	473/294
D399,901 S *	10/1998	Beyer	D21/756
D464,694 S *	10/2002	Moore	D21/756
6,626,768 B2 *	9/2003	Roelke	473/296
6,723,001 B2 *	4/2004	Ferris	473/251
6,758,762 B2 *	7/2004	Markwood	473/285
D531,243 S *	10/2006	Davis	D21/756
D654,973 S *	2/2012	Marshall	D21/756

\* cited by examiner

*Primary Examiner* — Mitchell Siegel

(74) *Attorney, Agent, or Firm* — Harness, Dickey & Pierce, P.L.C.

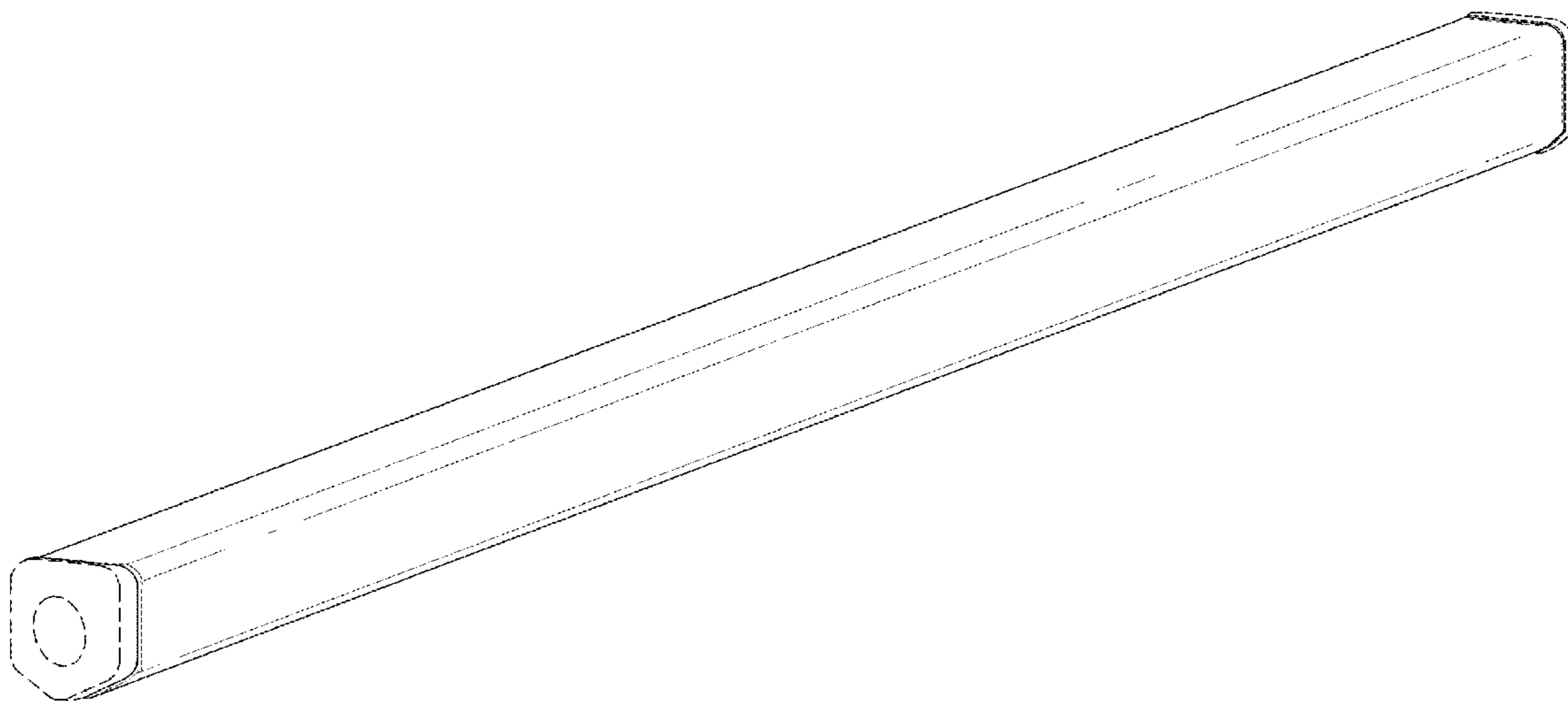
(57) **CLAIM**

The ornamental design for a golf putter grip, as shown and described.

**DESCRIPTION**

FIG. 1 is a perspective view of a golf putter grip;  
FIG. 2 is a front elevational view thereof;  
FIG. 3 is a rear elevational view thereof;  
FIG. 4 is a right side elevational view thereof; the left side view is a mirror image thereof; and,  
FIG. 5 is a cross-sectional view along line 5-5 of FIG. 2.  
The broken line showing is for illustrative purposes only and forms no part of the invention.

**1 Claim, 2 Drawing Sheets**



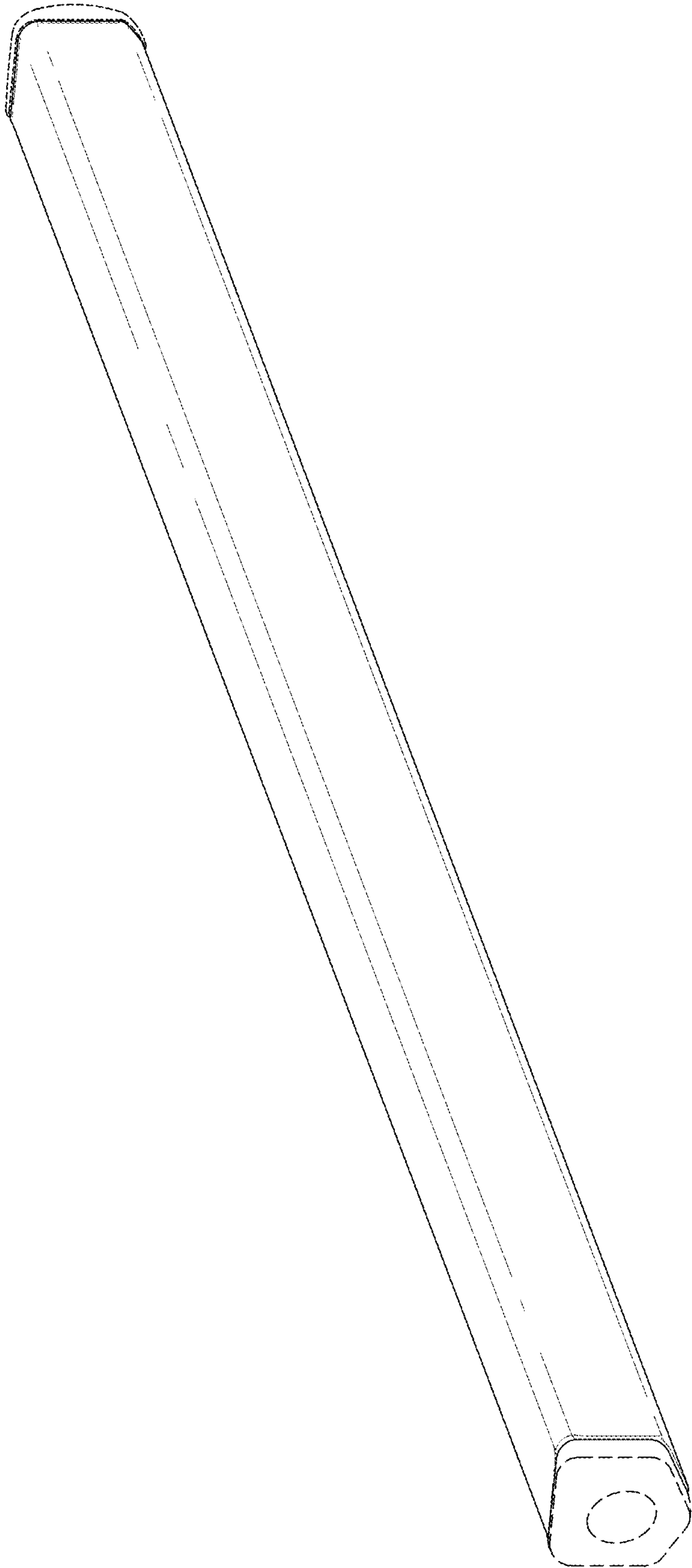


Fig-1

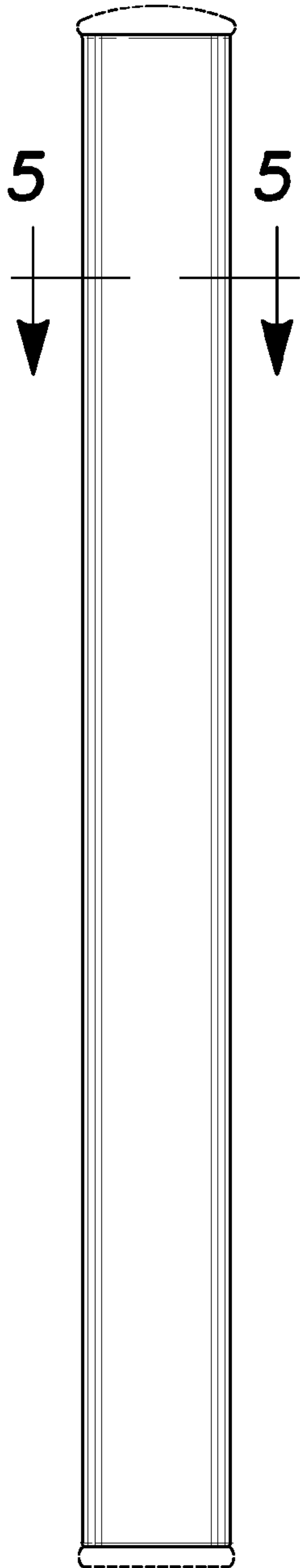


Fig-2

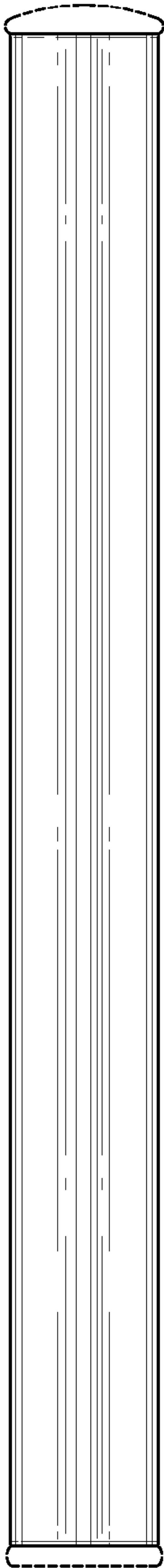


Fig-3

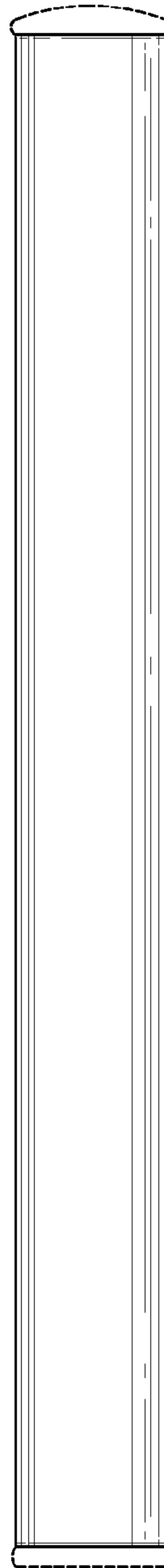


Fig-4

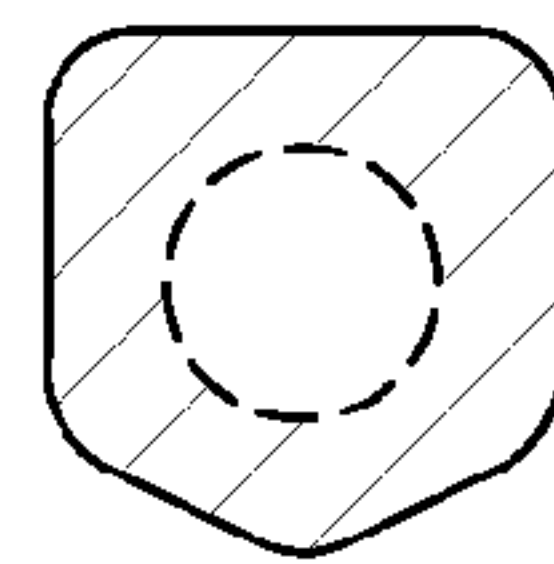


Fig-5