



US00D738954S

(12) **United States Design Patent**
Panagiotes

(10) **Patent No.:** **US D738,954 S**

(45) **Date of Patent:** **** Sep. 15, 2015**

(54) **PICK FOR A STRINGED INSTRUMENT**

(71) Applicant: **Hammerhead LLC**, Fitchburg, MA (US)

(72) Inventor: **Mark Panagiotes**, Fitchburg, MA (US)

(73) Assignee: **Hammerhead LLC**, Fitchburg, MA (US)

(**) Term: **14 Years**

(21) Appl. No.: **29/470,048**

(22) Filed: **Oct. 17, 2013**

(51) **LOC (10) Cl.** **17-03**

(52) **U.S. Cl.**
USPC **D17/20**

(58) **Field of Classification Search**
USPC D17/20, 99
See application file for complete search history.

(56) **References Cited**

U.S. PATENT DOCUMENTS

557,293	A	3/1896	Wahl	
998,440	A	7/1911	Willat	
2,776,592	A	1/1957	Di Preta	
D206,460	S *	12/1966	Thompson	D17/20
3,735,663	A	5/1973	Cowell, Sr.	
4,137,814	A	2/1979	Rowley	
D260,529	S *	9/1981	Pearse	D17/20
D310,233	S *	8/1990	Farnell, Jr.	D17/20
5,419,228	A	5/1995	Garrett et al.	
5,610,349	A	3/1997	Fogarty et al.	
D397,716	S	9/1998	Mulkins	
D397,718	S	9/1998	Mulkins	
6,903,256	B2	6/2005	Pittman et al.	
6,949,700	B1	9/2005	Kelly	
6,977,330	B2	12/2005	Santa Cruz et al.	
D547,360	S *	7/2007	Harrington	D17/20
7,238,869	B1	7/2007	Kleckzka	
7,589,267	B1	9/2009	Sims	
D603,449	S	11/2009	Whetstine	
D654,532	S *	2/2012	Morales	D17/20

D661,726	S *	6/2012	Goble	D17/20
D662,936	S	7/2012	Jordan et al.	
D686,211	S	7/2013	Lin	
D706,862	S *	6/2014	Panagiotes	D17/20
2005/0204893	A1	9/2005	Luschniu	
2005/0211053	A1	9/2005	Ball	
2005/0223872	A1	10/2005	Greenwald	
2014/0090540	A1 *	4/2014	Panagiotes	84/322

FOREIGN PATENT DOCUMENTS

DE 003120597 A1 * 12/1982

OTHER PUBLICATIONS

Guitar Picking, definition printed from www.Wikipedia.org, printed Sep. 10, 2012.

* cited by examiner

Primary Examiner — Rashida Johnson

(74) *Attorney, Agent, or Firm* — Wolf, Greenfield & Sacks, P.C.

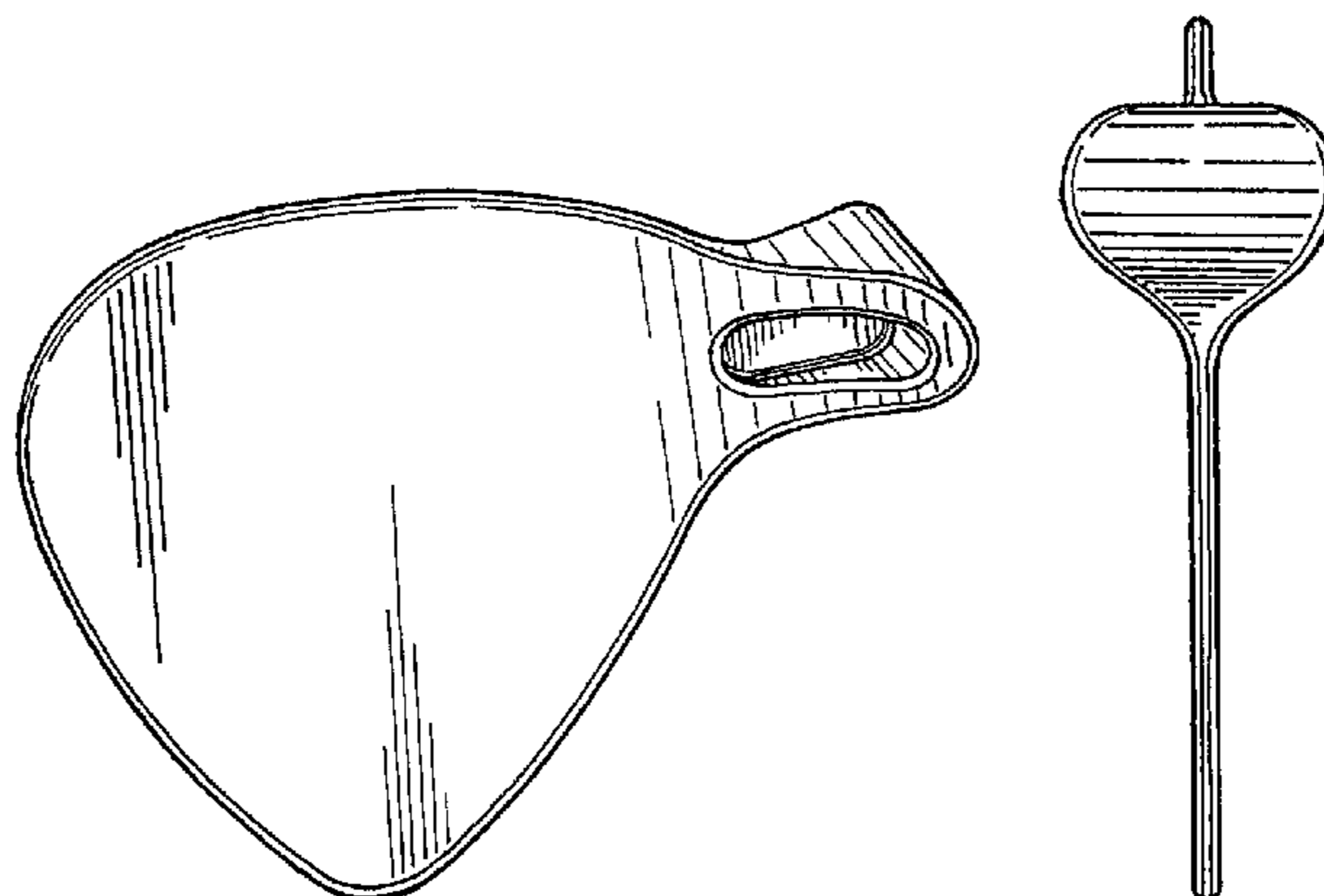
(57) **CLAIM**

The ornamental design for a pick for a stringed instrument, as shown and described.

DESCRIPTION

FIG. 1 is a top, front, right side perspective view of a pick for a stringed instrument of this invention; FIG. 2 is a right side elevational view of the pick for a stringed instrument shown in FIG. 1, the left side elevational view being a mirror image thereof; FIG. 3 is a top plan view of the pick for a stringed instrument shown in FIG. 1; FIG. 4 is a bottom plan view of the pick for a stringed instrument shown in FIG. 1; FIG. 5 is a front elevational view of the pick for a stringed instrument shown in FIG. 1; and, FIG. 6 is a rear elevational view of the pick for a stringed instrument shown in FIG. 1.

1 Claim, 2 Drawing Sheets



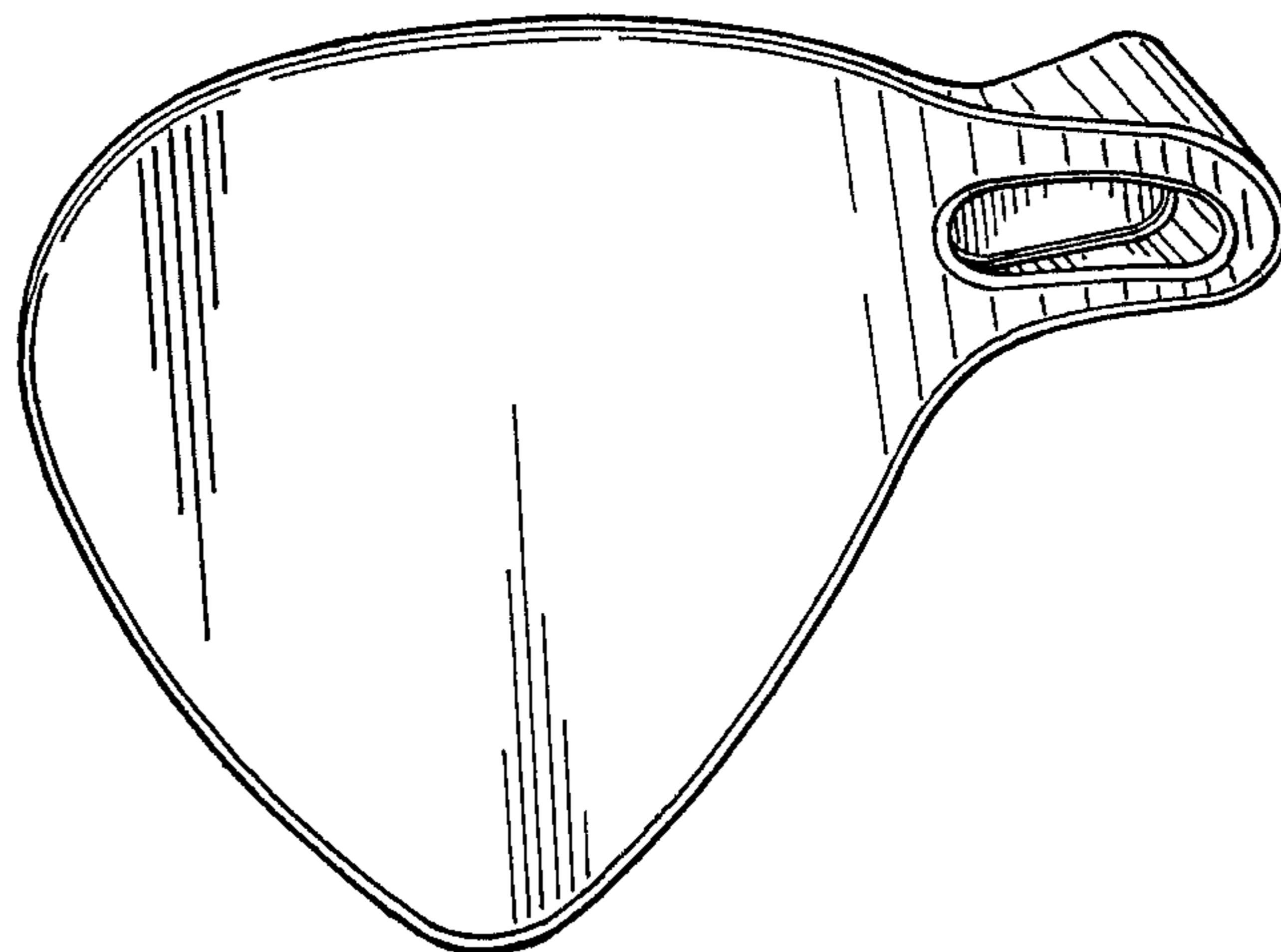


Fig. 1

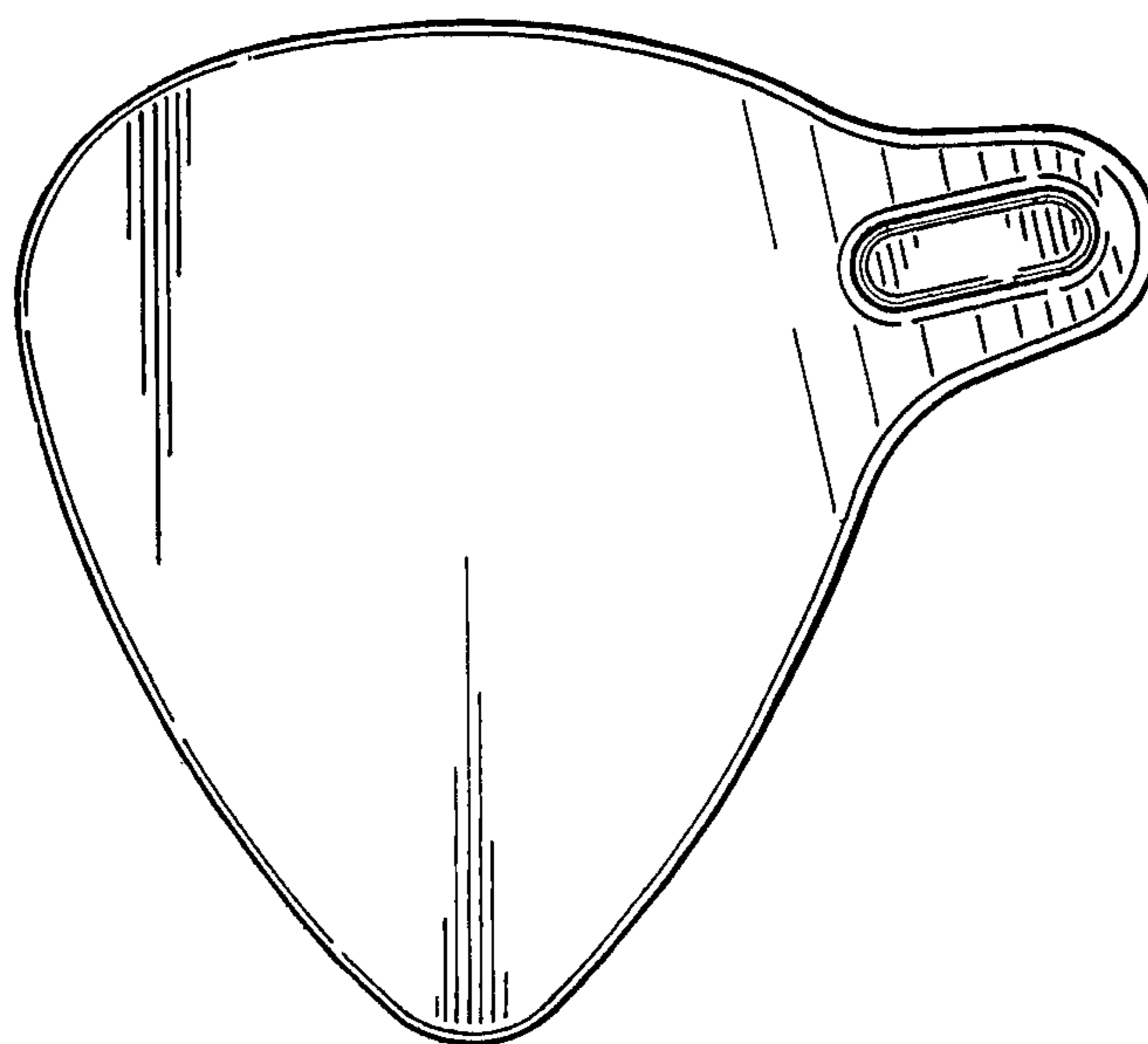


Fig. 2



Fig. 3




Fig. 4

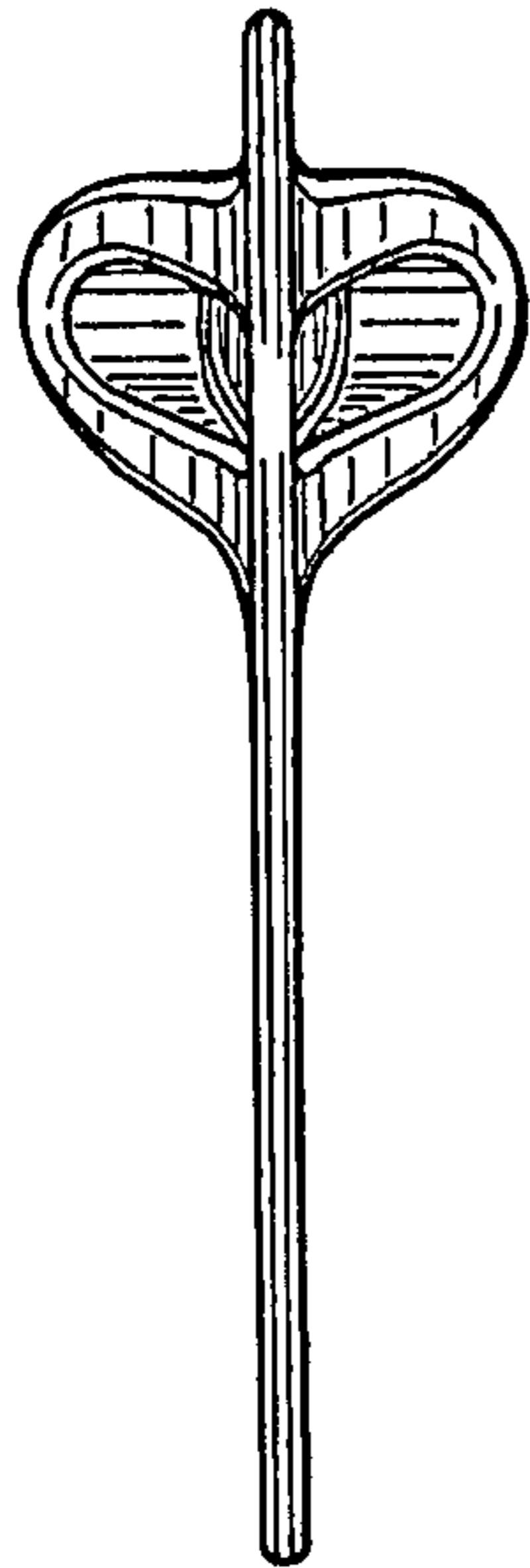


Fig. 5

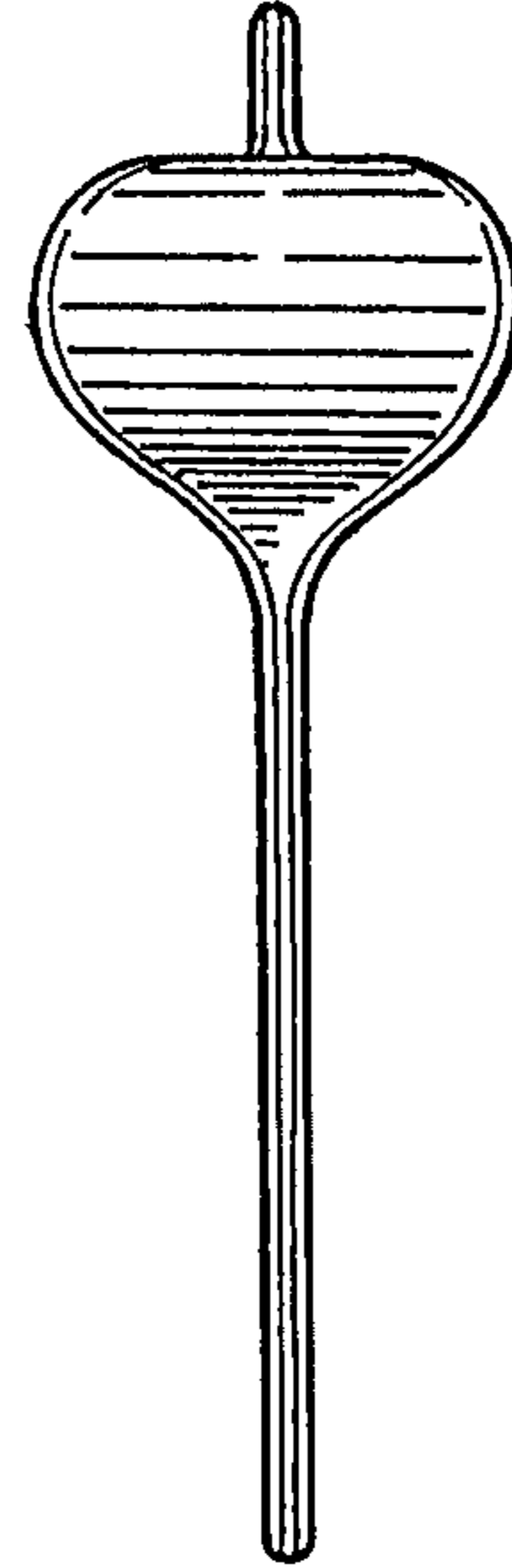


Fig. 6