



US00D738938S

(12) **United States Design Patent**
Yamada et al.

(10) **Patent No.:** **US D738,938 S**

(45) **Date of Patent:** **** Sep. 15, 2015**

(54) **FREEZER**

(71) Applicant: **Panasonic Healthcare Holdings Co., Ltd.**, Tokyo (JP)

(72) Inventors: **Fumio Yamada**, Gunma (JP); **Akihiro Mochizuki**, Gunma (JP); **Yasutoshi Okamoto**, Tochigi (JP)

(73) Assignee: **PANASONIC HEALTHCARE HOLDINGS CO., LTD.**, Tokyo (JP)

(**) Term: **14 Years**

(21) Appl. No.: **29/473,551**

(22) Filed: **Nov. 22, 2013**

(30) **Foreign Application Priority Data**

Aug. 6, 2013 (JP) 2013-017902
Aug. 6, 2013 (JP) 2013-017904

(51) **LOC (10) Cl.** **15-07**

(52) **U.S. Cl.**
USPC **D15/89**

(58) **Field of Classification Search**

USPC D15/79-91; D13/151, 162, 162.1, 164, D13/177, 171, 184, 199; D14/157, 257, D14/379, 380, 381, 382, 441, 443; D32/25; D24/201; D7/406
CPC F25B 21/02; F25B 2321/02; F25B 1/005; F25B 1/0252; F25B 1/00; F25B 1/10; F25B 21/04; F25B 2339/047; F25B 5/02; F25B 7/00; F25B 13/00; F25B 1/053; F25B 2309/06; F25B 2321/021; F25B 2321/023; F25D 23/028; F25D 23/02; F25D 25/025; F25D 23/00; F25D 2323/021; F25D 11/00; F25D 2323/024; F25D 23/04; F25D 29/00; F25D 25/02; F25D 25/024; F25D 27/005; F25D 23/12; F25D 29/005; F25D 17/042; F25D 2325/021; H01H 83/04; H01H 2071/044; H01H 2083/201; H01H 83/02; H01H 71/0271; H01H 83/20; H01H 71/1045; H01H 73/44; H01H 83/144; H01H 2071/042; H01H 2083/045; H01H 37/04; H01H 71/0264; H01H 71/1018; H01H 71/12; H02B 11/133; H02B 11/127; H02B 11/02; H02B 11/04; H02B 11/173; H02B 11/26; H02B 1/16; H02B 1/28; H02B 11/00; H02B 11/10;

H02B 11/12; H02B 11/167; H02B 11/24; H02B 11/28; H02B 13/025; H02B 13/0354
See application file for complete search history.

(56) **References Cited**

U.S. PATENT DOCUMENTS

D348,936 S 7/1994 Swick et al.
5,408,385 A * 4/1995 Fowler et al. 361/784

(Continued)

FOREIGN PATENT DOCUMENTS

JP D1147587 7/2002
JP D1261469 1/2006
JP D1312066 10/2007

Primary Examiner — Daniel Bui

Assistant Examiner — Khawaja Anwar

(74) *Attorney, Agent, or Firm* — Brinks Gilson & Lione

(57) **CLAIM**

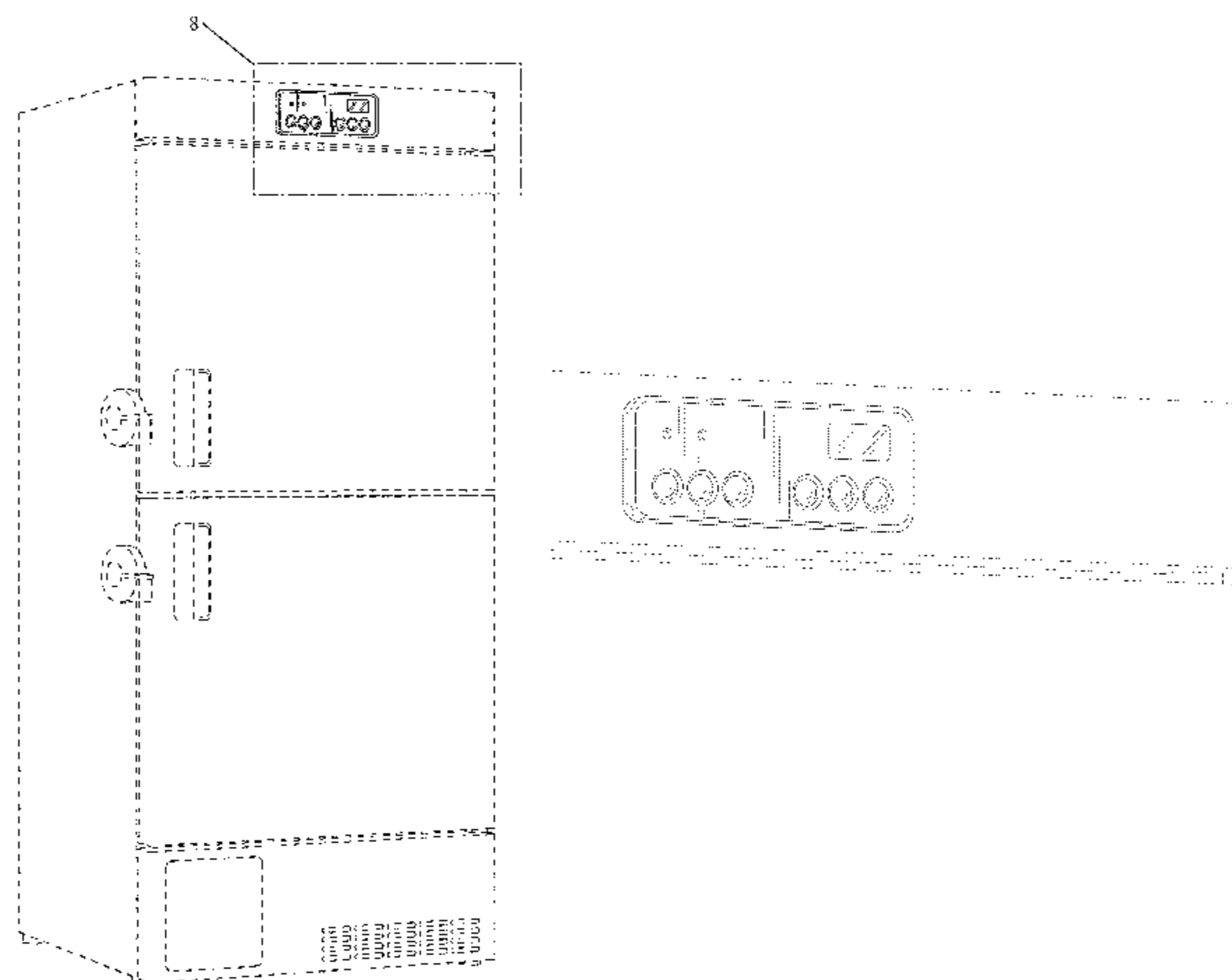
We claim the ornamental design for a freezer, as shown and described.

DESCRIPTION

FIG. 1 is a front perspective view of a first embodiment of a freezer of the present invention;
FIG. 2 is a front view thereof;
FIG. 3 is a rear view thereof;
FIG. 4 is a first side view thereof;
FIG. 5 is a second side view thereof;
FIG. 6 is a bottom view thereof;
FIG. 7 is a top view thereof;
FIG. 8 is an enlarged front perspective view showing the claimed portion thereof;
FIG. 9 is a front perspective view of a second embodiment of a freezer of the present invention;
FIG. 10 is a front view thereof;
FIG. 11 is a rear view thereof;
FIG. 12 is a first side view thereof;
FIG. 13 is a second side view thereof;
FIG. 14 is a bottom view thereof;
FIG. 15 is a top view thereof; and,
FIG. 16 is an enlarged front perspective view showing the claimed portion thereof.

The broken lines shown represent unclaimed subject matter and form no part of the claimed design.

1 Claim, 16 Drawing Sheets



(56)

References Cited

U.S. PATENT DOCUMENTS

D518,493 S * 4/2006 Sato et al. D15/89
D532,799 S 11/2006 Sato et al.

D534,554 S * 1/2007 Kim et al. D15/85
D578,143 S * 10/2008 Rand et al. D15/89
D660,328 S * 5/2012 Doberstein et al. D15/89
D693,311 S * 11/2013 Biller et al. D13/151

* cited by examiner

FIG.1

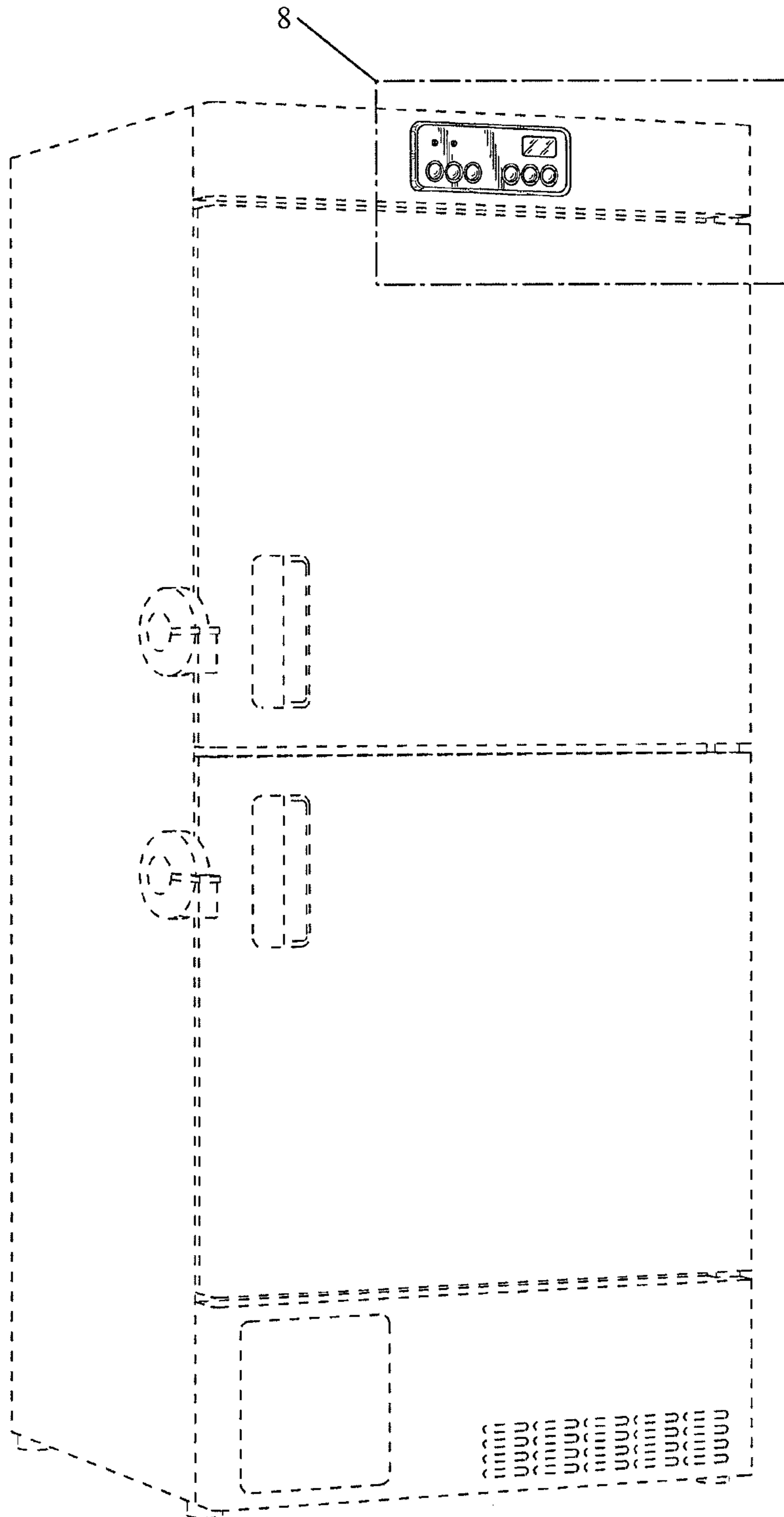


FIG.2

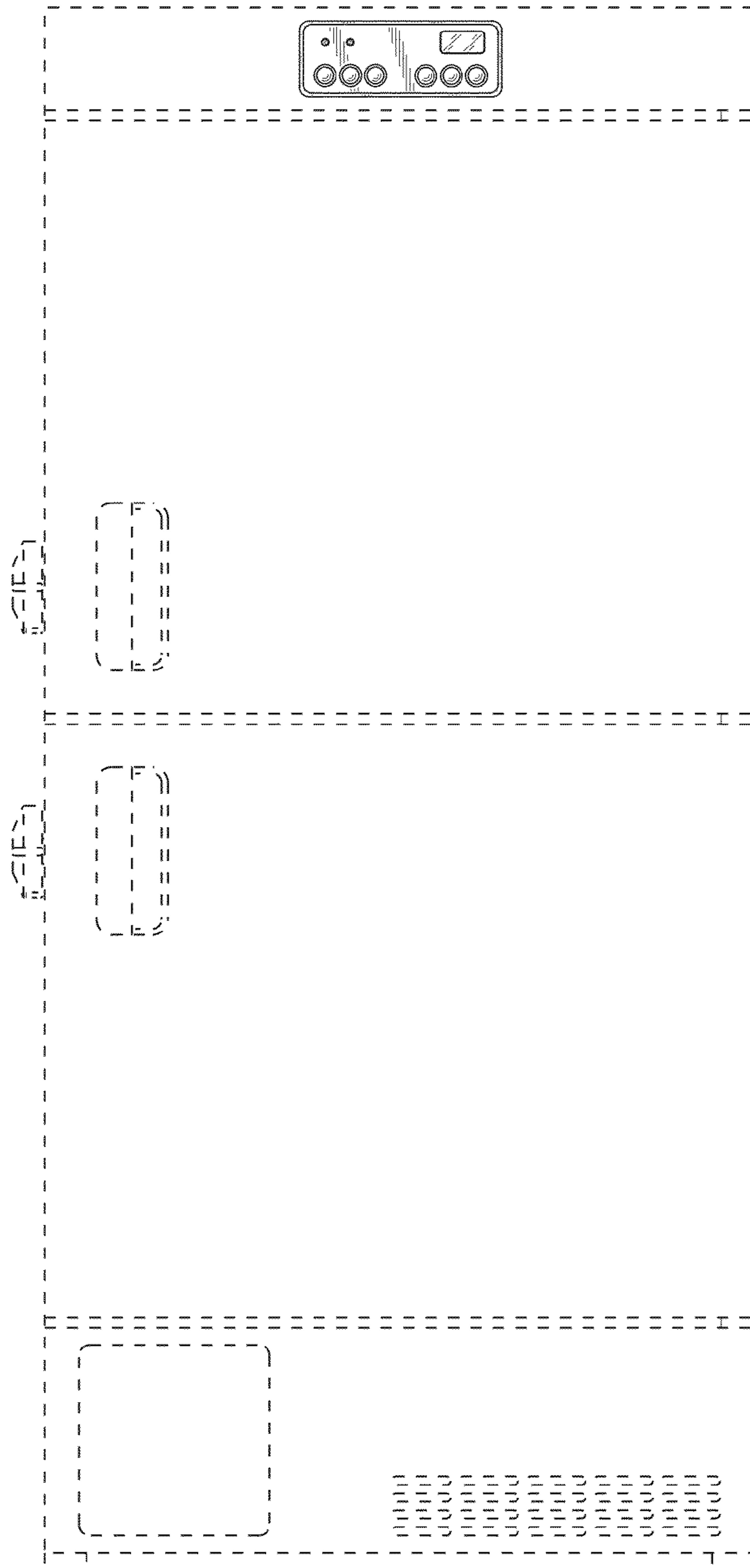


FIG.3



FIG.4

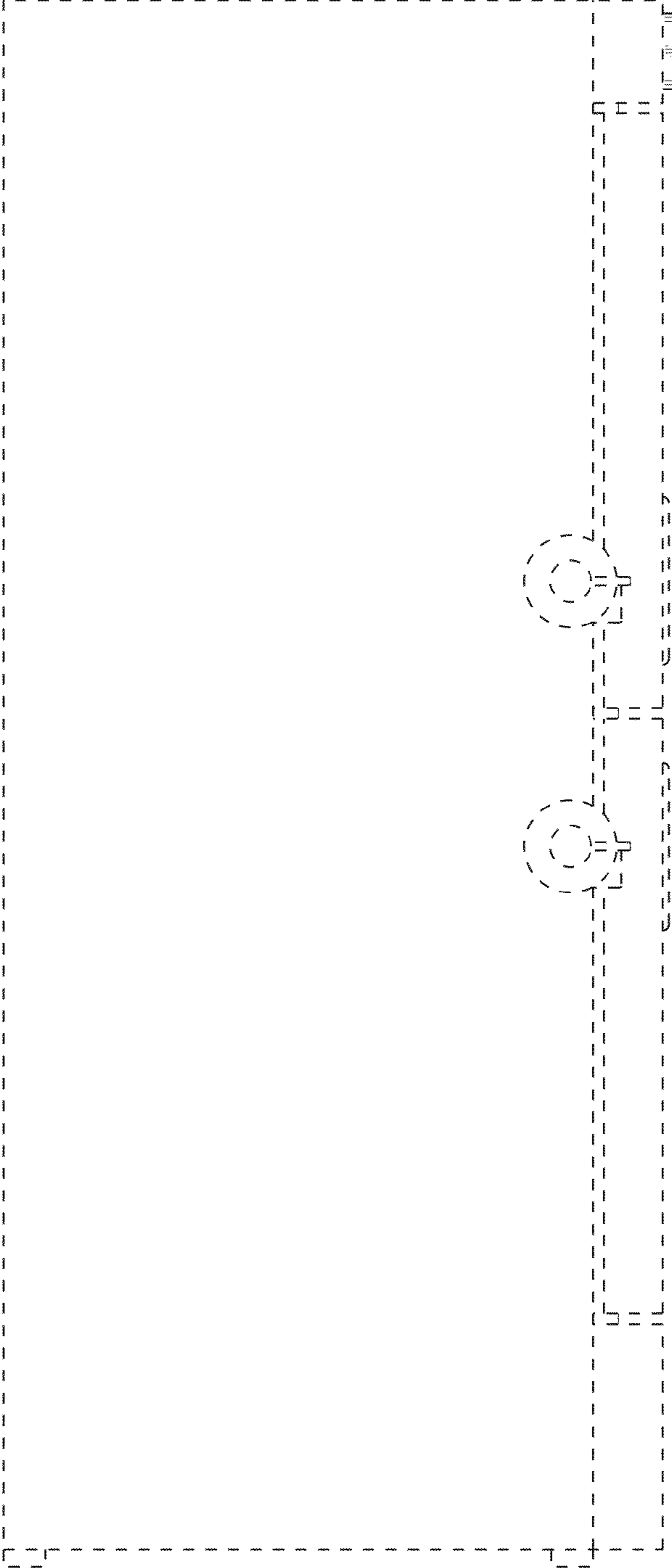


FIG.5




FIG.6




FIG. 7




FIG.8

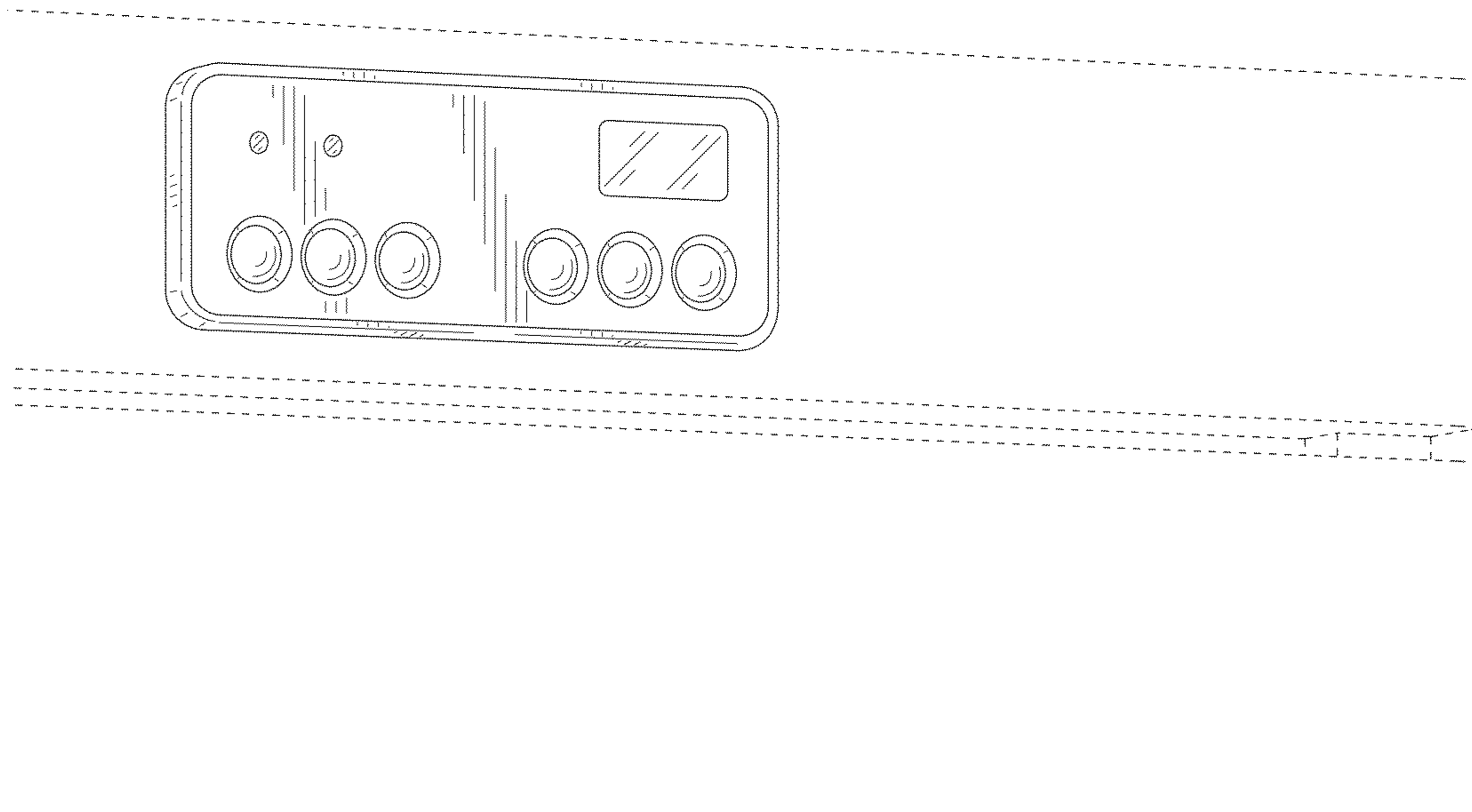


FIG.9

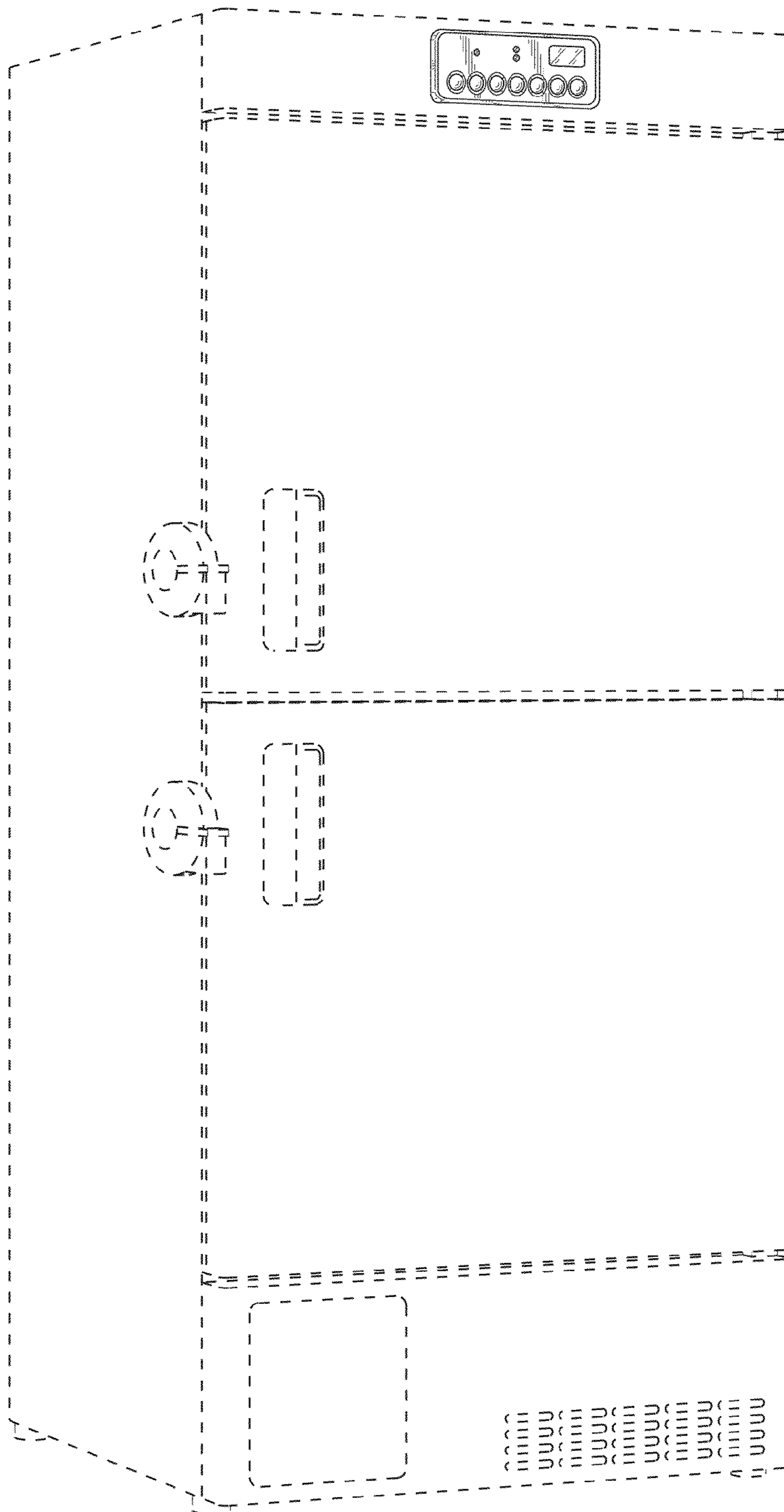


FIG. 10

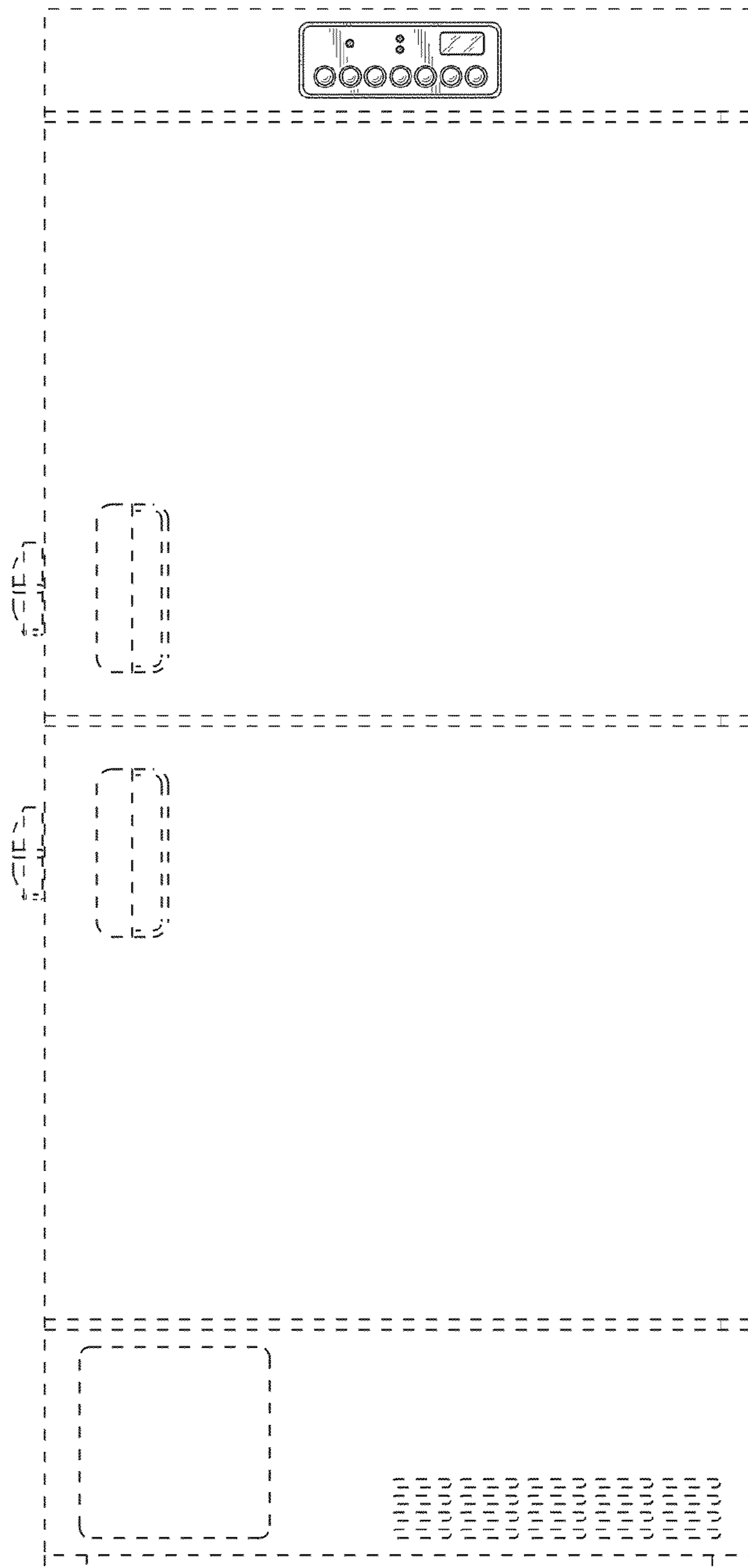


FIG.11




FIG.12

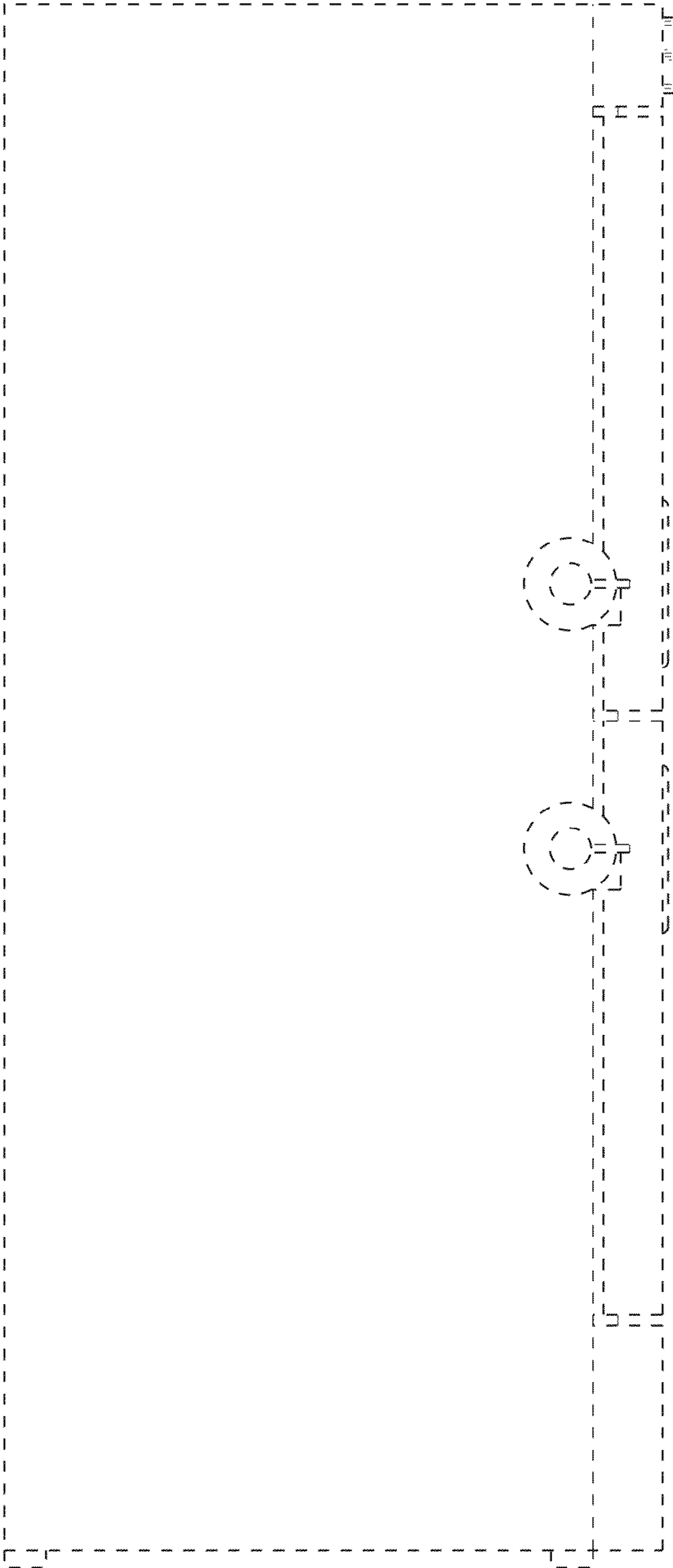


FIG. 13

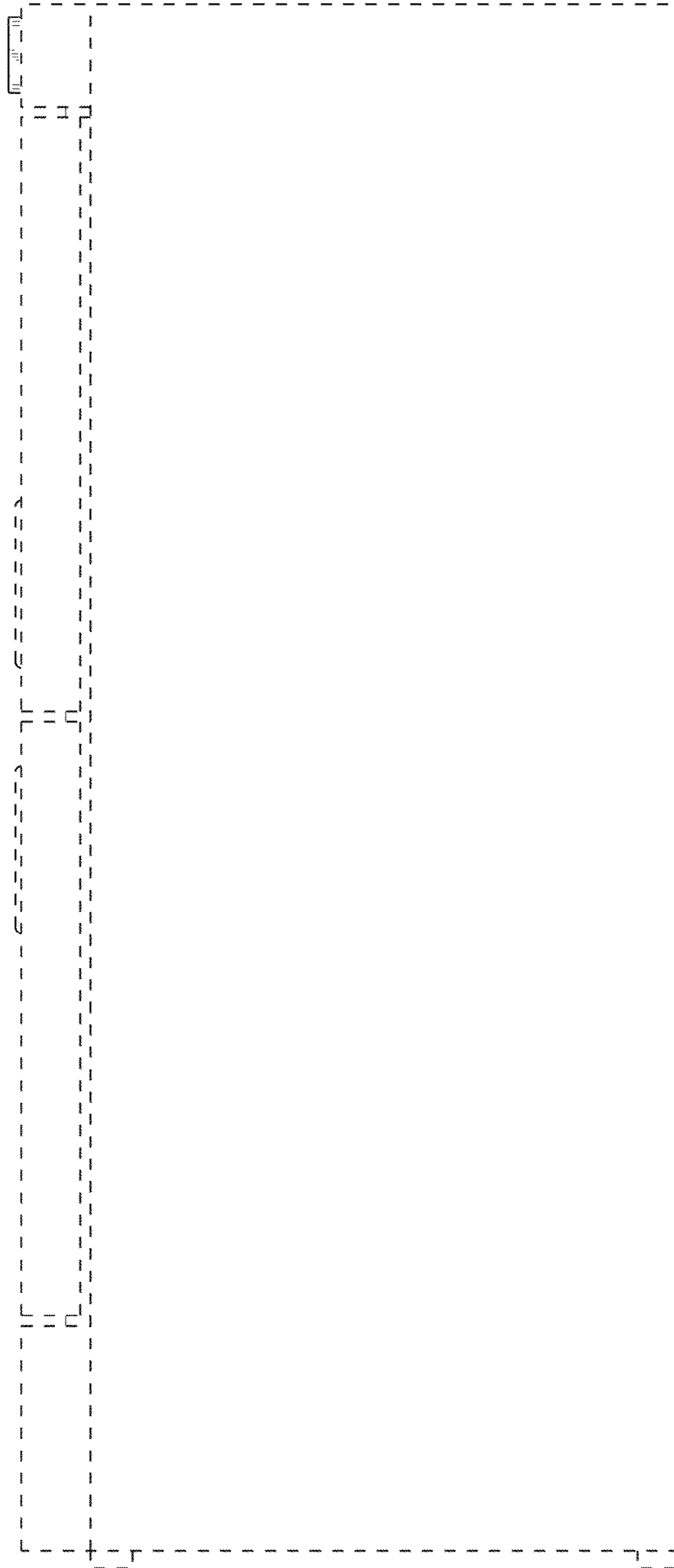


FIG.14


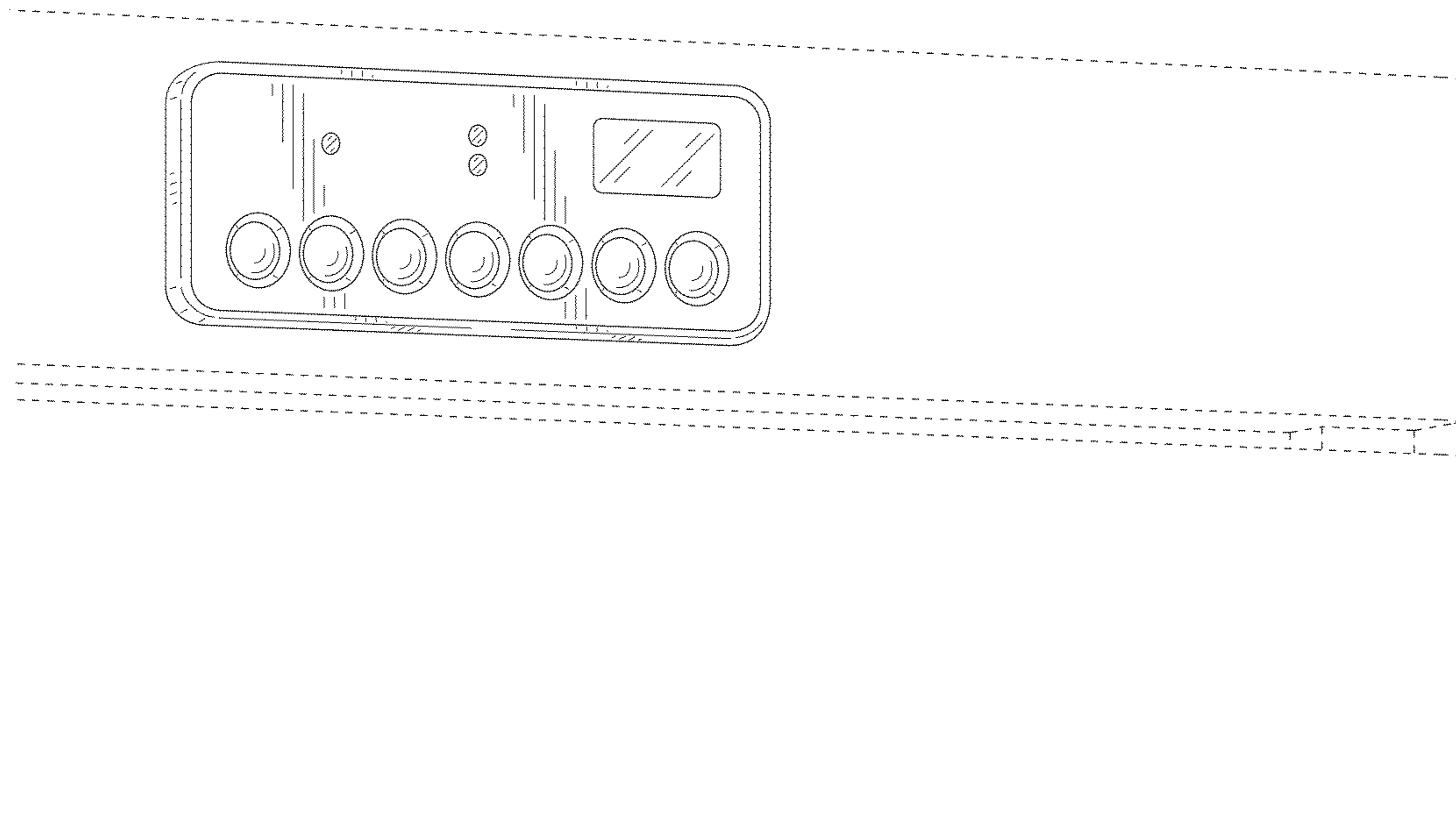


FIG.15



FIG.16



UNITED STATES PATENT AND TRADEMARK OFFICE
CERTIFICATE OF CORRECTION

PATENT NO. : D738,938 S
APPLICATION NO. : 29/473551
DATED : September 15, 2015
INVENTOR(S) : Fumio Yamada et al.

Page 1 of 2

It is certified that error appears in the above-identified patent and that said Letters Patent is hereby corrected as shown below:

In the Drawings

Please replace FIG. 9 with FIG. 9 as shown on the attached page.

Signed and Sealed this
Twenty-seventh Day of September, 2016



Michelle K. Lee
Director of the United States Patent and Trademark Office

FIG.9

