



US00D738916S

(12) **United States Design Patent**  
**Torres et al.**

(10) **Patent No.:** **US D738,916 S**

(45) **Date of Patent:** **\*\* Sep. 15, 2015**

(54) **DISPLAY SCREEN WITH ICON**

(71) Applicant: **Microsoft Corporation**, Redmond, WA (US)

(72) Inventors: **Ramiro Torres**, Seattle, WA (US); **Michael I. Guss**, Seattle, WA (US); **Alex Anthony Tursi**, Seattle, WA (US); **Silas Varga**, Seattle, WA (US)

(73) Assignee: **Microsoft Corporation**, Redmond, WA (US)

(\*\*) Term: **14 Years**

(21) Appl. No.: **29/473,435**

(22) Filed: **Nov. 21, 2013**

(51) **LOC (10) Cl.** ..... **14-04**

(52) **U.S. Cl.**

USPC ..... **D14/492**

(58) **Field of Classification Search**

USPC ..... D14/485–495; 715/835, 836, 837, 840, 715/846, 847, 976, 977

CPC ... G06F 3/048; G06F 3/0481; G06F 3/04817; G06F 3/0482

See application file for complete search history.

(56) **References Cited**

**U.S. PATENT DOCUMENTS**

D422,990 S \* 4/2000 Bright et al. .... D14/493  
D424,545 S \* 5/2000 Moody ..... D14/489

D512,726 S \* 12/2005 Hernandez et al. .... D14/489  
D546,836 S \* 7/2007 Armstrong et al. .... D14/495  
D561,197 S \* 2/2008 Okaro et al. .... D14/495  
D621,844 S \* 8/2010 Van Os ..... D14/485  
D634,751 S \* 3/2011 McLaughlin et al. .... D14/488  
D645,881 S \* 9/2011 Guss et al. .... D14/495  
D667,460 S \* 9/2012 Wujcik et al. .... D14/495  
D670,739 S 11/2012 Phelan  
D681,676 S \* 5/2013 Phelan ..... D14/495  
D686,242 S \* 7/2013 Gabouer et al. .... D14/489  
D687,064 S \* 7/2013 Jang et al. .... D14/489  
2013/0159900 A1\* 6/2013 Pendharkar ..... 715/765

\* cited by examiner

*Primary Examiner* — Angela J Lee

(74) *Attorney, Agent, or Firm* — Banner & Witcoff, Ltd.

(57) **CLAIM**

The ornamental design for a display screen with icon, as shown and described.

**DESCRIPTION**



FIG. 1 is a front view of a display screen with icon showing my/our new design;

FIG. 2 is a front view of the display screen with icon showing an alternative embodiment of the new design; and,

FIG. 3 is a front view of the display screen with icon of FIG. 1 shown on a device.

The broken line showing of the remainder of the user interface and the remainder of the display screen is for environmental purposes only and forms no part of the claimed design.

**1 Claim, 3 Drawing Sheets**






FIGURE 1




FIGURE 2

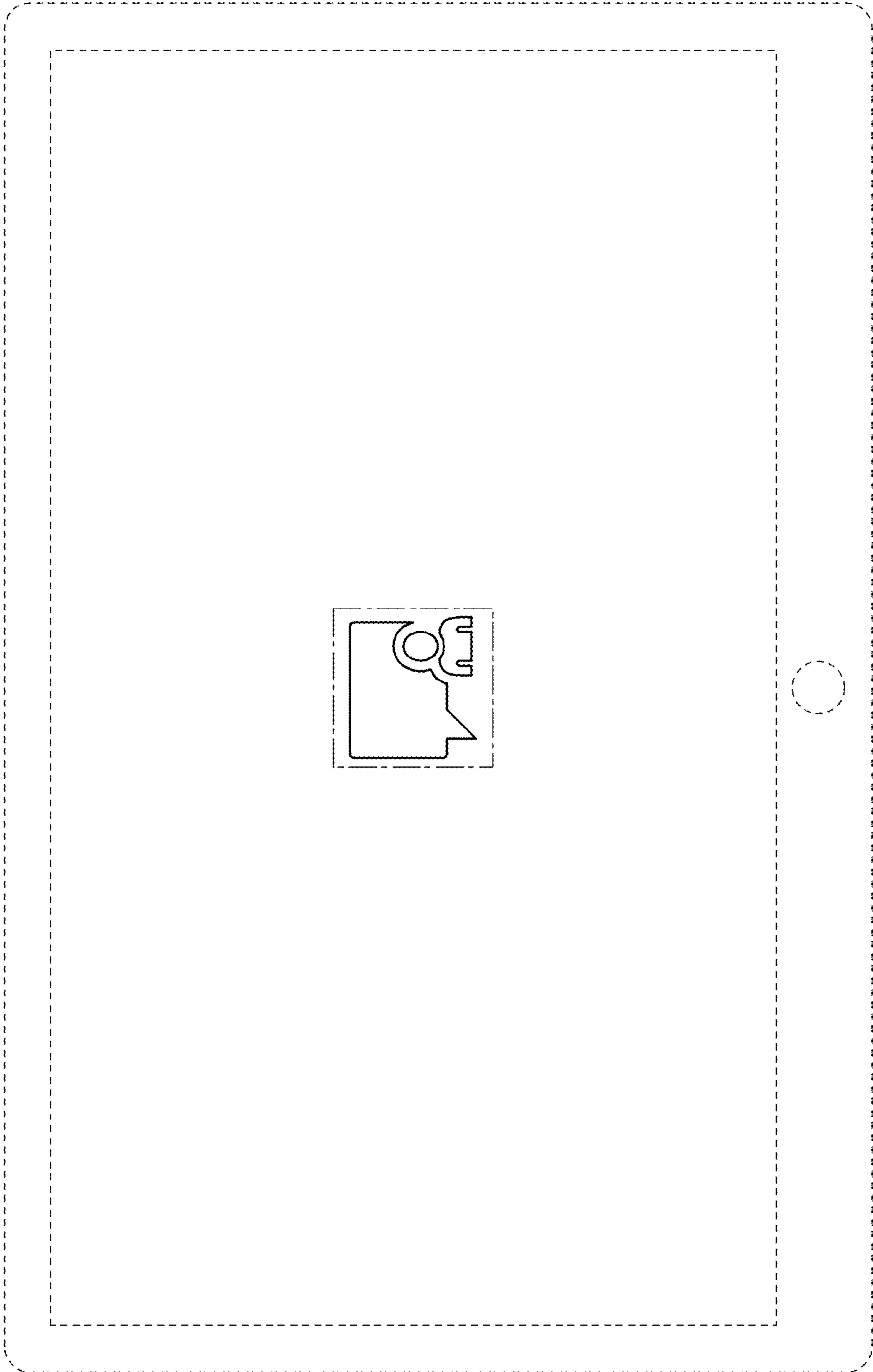


FIGURE 3