



US00D738889S

(12) **United States Design Patent**
Balles et al.

(10) **Patent No.:** **US D738,889 S**

(45) **Date of Patent:** **** Sep. 15, 2015**

(54) **DISPLAY SCREEN OR PORTION THEREOF WITH ANIMATED GRAPHICAL USER INTERFACE**

(71) Applicant: **Apple Inc.**, Cupertino, CA (US)

(72) Inventors: **Scott Balles**, Brooklyn, NY (US); **Gary Butcher**, San Jose, CA (US); **Imran Chaudhri**, San Francisco, CA (US); **Jonathan P. Ive**, San Francisco, CA (US); **Ernest Rowe**, San Jose, CA (US); **Alessandro Francesco Sabatelli**, San Francisco, CA (US); **Eric Lance Wilson**, San Jose, CA (US)

(73) Assignee: **Apple Inc.**, Cupertino, CA (US)

(**) Term: **14 Years**

(21) Appl. No.: **29/457,353**

(22) Filed: **Jun. 9, 2013**

(51) **LOC (10) Cl.** **14-04**

(52) **U.S. Cl.**
USPC **D14/485**

(58) **Field of Classification Search**
USPC D14/485-495; 715/700-867
See application file for complete search history.

(56) **References Cited**

U.S. PATENT DOCUMENTS

5,483,630	A	1/1996	Unuma et al.	
6,005,589	A *	12/1999	Unuma et al.	345/473
6,331,115	B1	12/2001	Jenkins et al.	
D504,441	S	4/2005	Sapp et al.	
D527,010	S *	8/2006	Lam et al.	D14/486
D528,554	S *	9/2006	Lam et al.	D14/486
D529,038	S	9/2006	Sapp et al.	
D591,760	S *	5/2009	Flynt et al.	D14/485

D652,047	S *	1/2012	Forsythe	D14/485
8,465,397	B2 *	6/2013	Saalasti et al.	482/9
D714,327	S *	9/2014	Wood	D14/485
D714,328	S *	9/2014	Wood	D14/485
D714,330	S *	9/2014	Wood	D14/485
D715,314	S *	10/2014	Wood	D14/485
D716,820	S *	11/2014	Wood	D14/485
2003/0112262	A1 *	6/2003	Adatia et al.	345/716

OTHER PUBLICATIONS

Trademark Serial No. 85971631, Apple Inc., filed Jun. 27, 2013, priority date May 21, 2013.

* cited by examiner

Primary Examiner — Deanna L Pratt

(74) *Attorney, Agent, or Firm* — Sterne, Kessler, Goldstein & Fox P.L.L.C.

(57) **CLAIM**

The ornamental design for a display screen or portion thereof with animated graphical user interface, as shown and described.

DESCRIPTION

FIG. 1 is a front view of a display screen or portion thereof with animated graphical user interface showing a first image in the sequence showing our new design;

FIG. 2 is a second image thereof;



FIG. 3 is a third image thereof; and,

FIG. 4 is a fourth image thereof.

The broken lines around the Figures show a display screen or portion thereof and form no part of the claimed design.

The appearance of the animated images sequentially transitions between the images shown in FIGS. 1-4. The process or period in which one image transitions to another forms no part of the claimed design.

1 Claim, 1 Drawing Sheet






FIG. 1




FIG. 2




FIG. 3




FIG. 4