



US00D738883S

(12) **United States Design Patent**
Pang et al.

(10) **Patent No.:** **US D738,883 S**

(45) **Date of Patent:** **** Sep. 15, 2015**

(54) **MINI KEYBOARD**

(71) Applicant: **Shenzhen Riitek Technology Co., Ltd.**,
Shenzhen, Guangdong (CN)

(72) Inventors: **XianYong Pang**, Shenzhen (CN);
JunKui Chen, Shenzhen (CN)

(73) Assignee: **SHENZHEN RIITEK**
TECHNOLOGY CO., LTD., Shenzhen,
Guangdong (CN)

(**) Term: **14 Years**

(21) Appl. No.: **29/477,919**

(22) Filed: **Dec. 29, 2013**

(30) **Foreign Application Priority Data**

Jul. 13, 2013 (CN) 2013 3 0366244

(51) **LOC (10) Cl.** **14-02**

(52) **U.S. Cl.**
USPC **D14/388**; D14/218

(58) **Field of Classification Search**
USPC D14/388, 389, 390, 346, 391-401, 454,
D14/455, 218; D13/168; 715/738; 434/350;
600/323

See application file for complete search history.

(56) **References Cited**

U.S. PATENT DOCUMENTS

D310,660 S *	9/1990	Ishida	D14/399
D392,260 S *	3/1998	Brunner	D14/388
D562,321 S *	2/2008	Jawerth et al.	D14/391
D625,731 S *	10/2010	Stoops	D14/455
D647,884 S *	11/2011	Moon et al.	D14/218
D647,885 S *	11/2011	Choi et al.	D14/218

D648,326 S *	11/2011	Sung et al.	D14/218
D652,820 S *	1/2012	Peh	D14/218
D654,476 S *	2/2012	Weitgasser	D14/218
D654,477 S *	2/2012	Weitgasser	D14/218
D661,691 S *	6/2012	Weitgasser	D14/218
D663,721 S *	7/2012	McManigal et al.	D14/218
D664,947 S *	8/2012	Choi et al.	D14/218
D669,885 S *	10/2012	Kim et al.	D14/218
D672,321 S *	12/2012	Park et al.	D13/168
D691,987 S *	10/2013	Peh	D14/218
D692,867 S *	11/2013	Roka	D14/218
D692,868 S *	11/2013	Roka	D14/218
D695,740 S *	12/2013	Yakel et al.	D14/392
D697,055 S *	1/2014	McManigal	D14/218
D697,056 S *	1/2014	McManigal	D14/218
D697,497 S *	1/2014	Lai	D14/218
D697,499 S *	1/2014	McManigal	D14/218
D702,213 S *	4/2014	Chen et al.	D14/218
D703,190 S *	4/2014	Zaslavsky et al.	D14/218
D705,755 S *	5/2014	Zaslavsky et al.	D14/218

* cited by examiner

Primary Examiner — Deanna L Pratt

(74) *Attorney, Agent, or Firm* — Raymond Y. Chan; David
and Raymond Patent Firm

(57) **CLAIM**

The ornamental design for a mini keyboard, as shown and
described.

DESCRIPTION

FIG. 1 is a front view of mini keyboard showing my new
design.

FIG. 2 is a left view thereof.

FIG. 3 is a right view thereof.

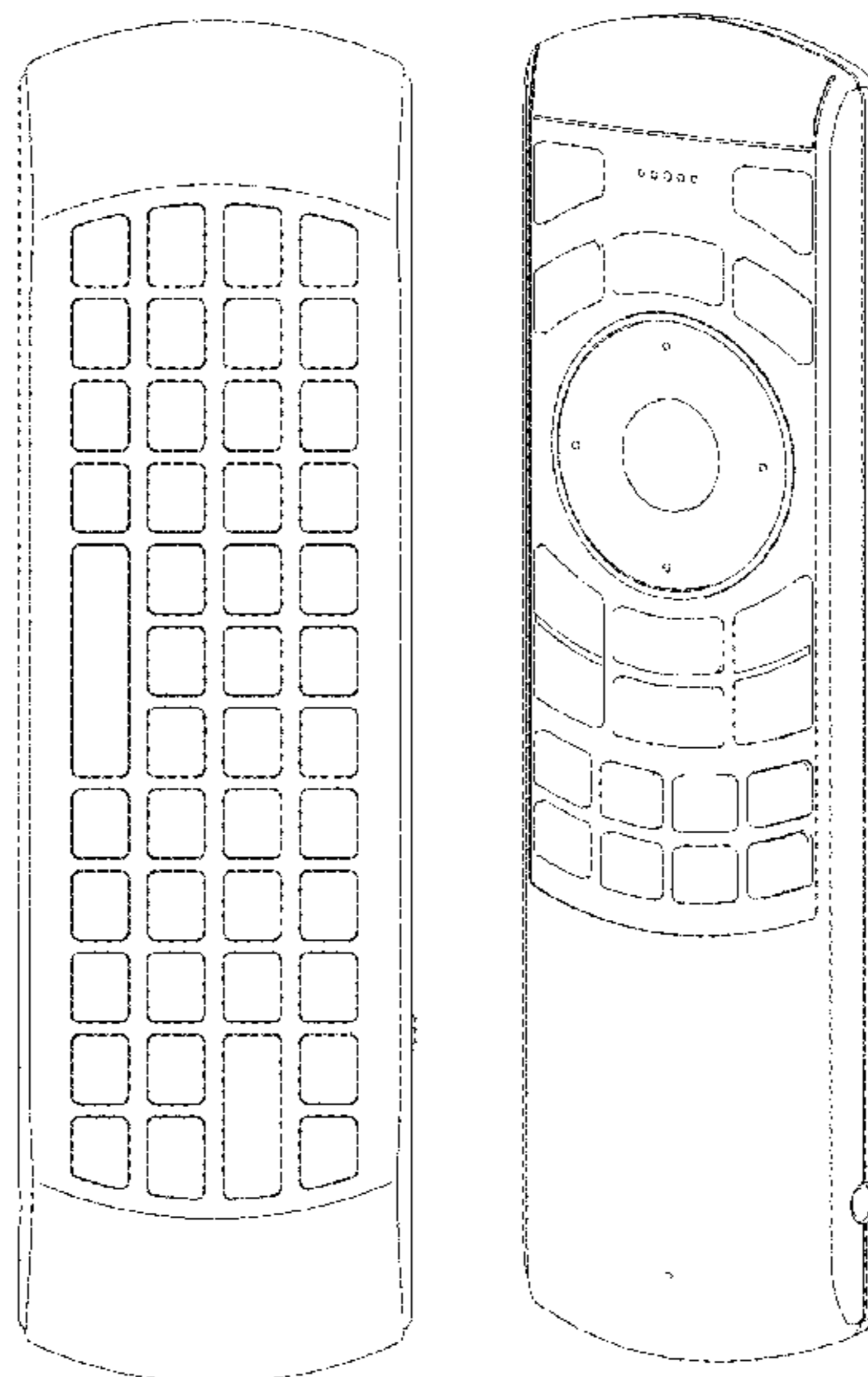
FIG. 4 is a rear view thereof.

FIG. 5 is a top view thereof.

FIG. 6 is a bottom view thereof; and,

FIG. 7 is a perspective view thereof.

1 Claim, 7 Drawing Sheets



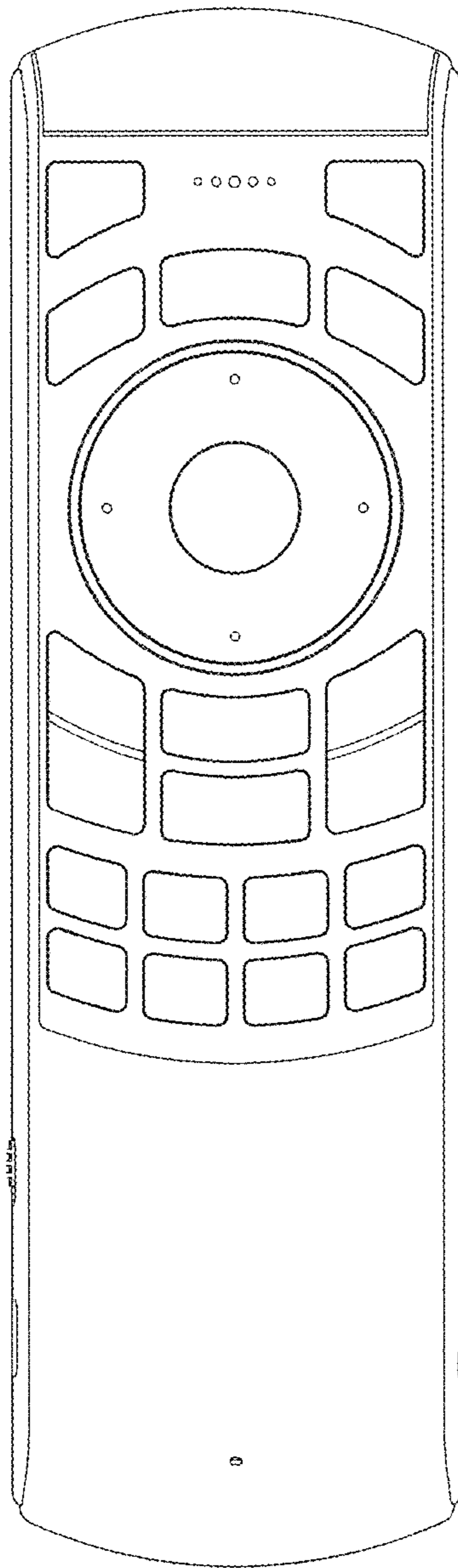


FIG. 1




FIG. 2

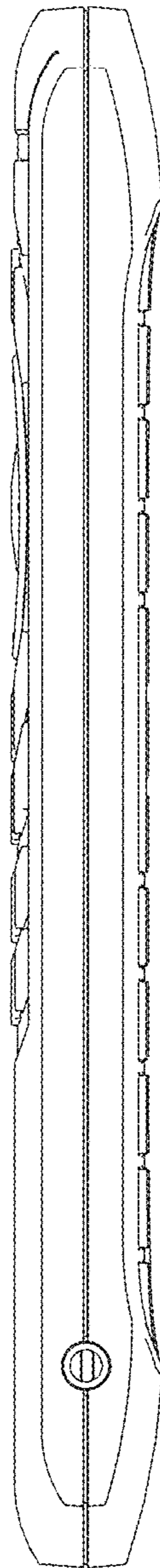


FIG. 3

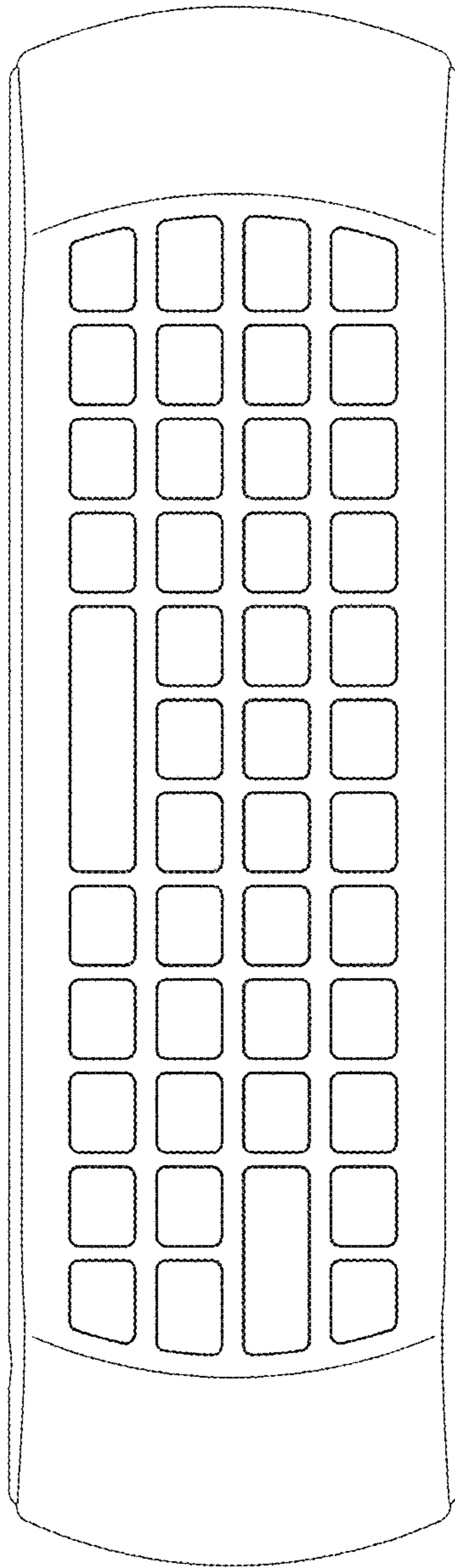


FIG. 4




FIG. 5

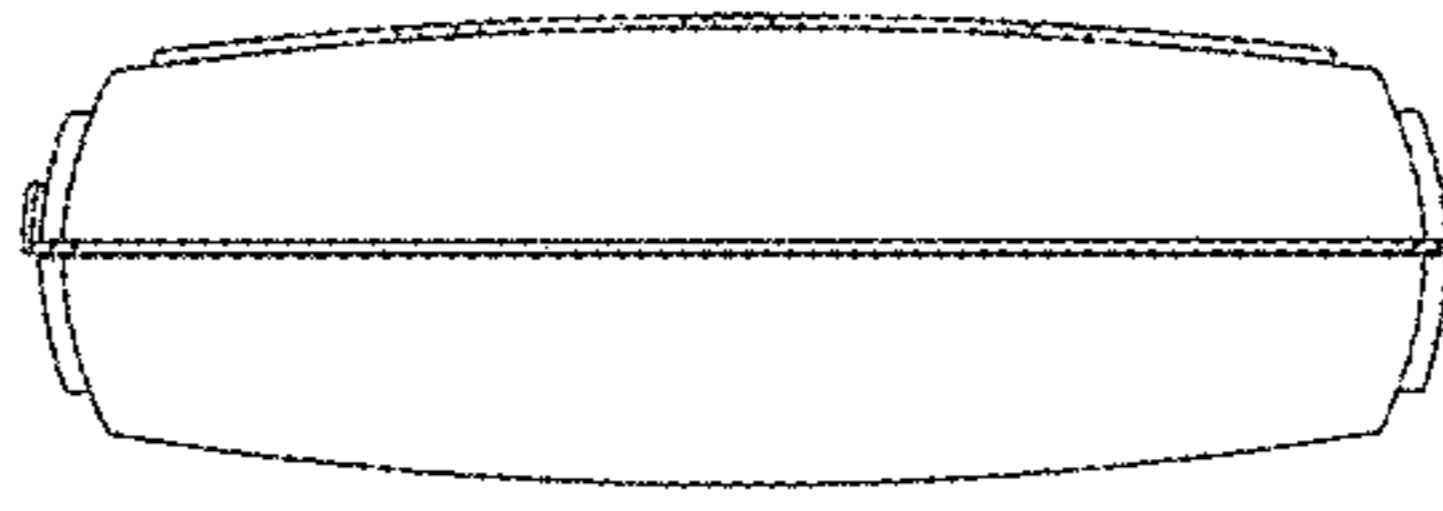


FIG. 6

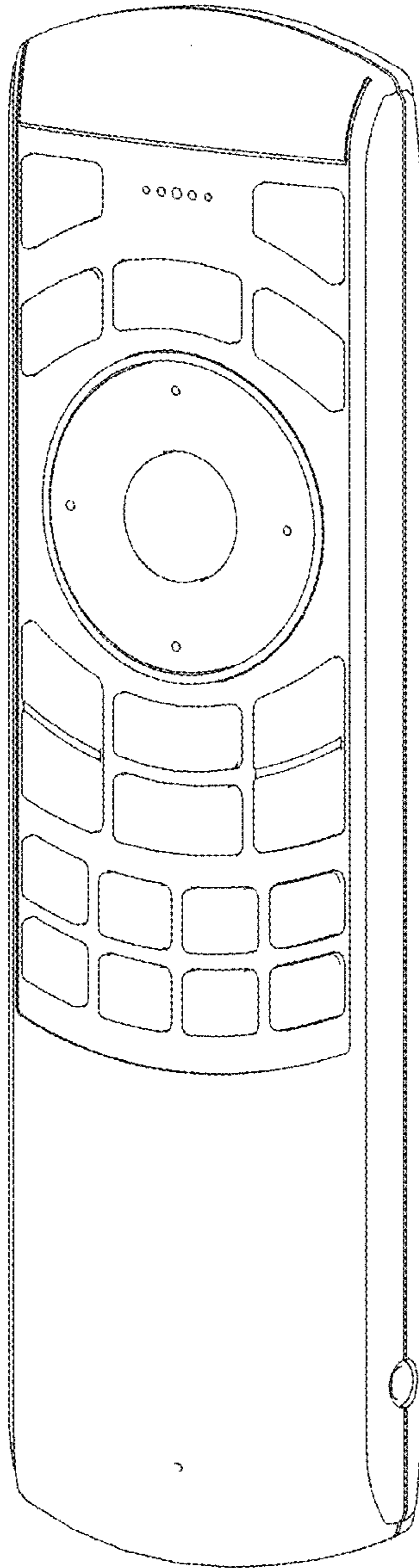


FIG.7