



US00D738870S

(12) **United States Design Patent**
Ding et al.

(10) **Patent No.:** **US D738,870 S**

(45) **Date of Patent:** **** Sep. 15, 2015**

(54) **WIRELESS ROUTER**

(56) **References Cited**

(71) Applicant: **Huawei Device Co., Ltd.**, Shenzhen (CN)

U.S. PATENT DOCUMENTS

(72) Inventors: **Feng Ding**, Shenzhen (CN); **Dinglong Pan**, Shenzhen (CN); **Yang Liu**, Wuhan (CN)

D471,864 S *	3/2003	Katsumoto et al.	D13/103
D478,577 S *	8/2003	Kolls et al.	D14/240
D486,445 S *	2/2004	Kasahara et al.	D13/103
D508,042 S *	8/2005	Oikawa	D14/214
D526,640 S *	8/2006	Chin et al.	D14/188
D544,463 S *	6/2007	Harris	D14/168
D563,354 S *	3/2008	Kang	D14/138 AD
D576,621 S *	9/2008	Tanaka	D14/358
D596,626 S *	7/2009	Andre et al.	D14/240
D598,020 S *	8/2009	Lu et al.	D14/358
D686,201 S *	7/2013	Lee	D14/314
D706,249 S *	6/2014	Holzer	D14/240
D707,202 S *	6/2014	McManigal	D14/214
D707,212 S *	6/2014	Lim et al.	D14/242
D707,666 S *	6/2014	Ting et al.	D14/240
D711,359 S *	8/2014	Marzynski et al.	D14/240
D714,249 S *	9/2014	Carney et al.	D14/140
D718,752 S *	12/2014	Wang	D14/240
D719,939 S *	12/2014	Liang et al.	D14/240
D725,624 S *	3/2015	Carney et al.	D14/149
D730,880 S *	6/2015	Nagata et al.	D14/240
D731,418 S *	6/2015	Pisharodi	D13/108

(73) Assignee: **Huawei Device Co., Ltd.**, Shenzhen (CN)

(**) Term: **14 Years**

(21) Appl. No.: **29/481,513**

(22) Filed: **Feb. 6, 2014**

(30) **Foreign Application Priority Data**

Aug. 6, 2013 (CN) 2013 3 0374790

(51) **LOC (10) Cl.** **14-03**

(52) **U.S. Cl.**
USPC **D14/240**

(58) **Field of Classification Search**
USPC D14/135, 137, 139, 140-140.9, 155,
D14/167, 240, 242, 243, 348, 349, 351, 354,
D14/355, 356, 357, 358, 385, 433, 435,
D14/435.1, 436, 474, 480, 496, 107, 108,
D14/138 G; D13/103, 108, 110, 147;
D10/75

CPC H04L 12/00; H03K 17/00; H04W 88/00;
H04W 88/005; H04W 88/02; H04W 88/08;
H04W 88/085; H04W 88/10; H04W 88/12;
H04W 88/14; H04B 1/38

See application file for complete search history.

* cited by examiner

Primary Examiner — Rosemary K Tarcza

Assistant Examiner — Sanjeev Paul

(74) *Attorney, Agent, or Firm* — Slater & Matsil, L.L.P.

(57) **CLAIM**

The ornamental design for a wireless router, as shown and described.

DESCRIPTION

FIG. 1 is a bottom view of a wireless router;
FIG. 2 is a top view thereof;
FIG. 3 is a right side view thereof;
FIG. 4 is a front view thereof;
FIG. 5 is a left side view thereof;
FIG. 6 is a back view thereof; and,
FIG. 7 is a front perspective view thereof.

1 Claim, 6 Drawing Sheets

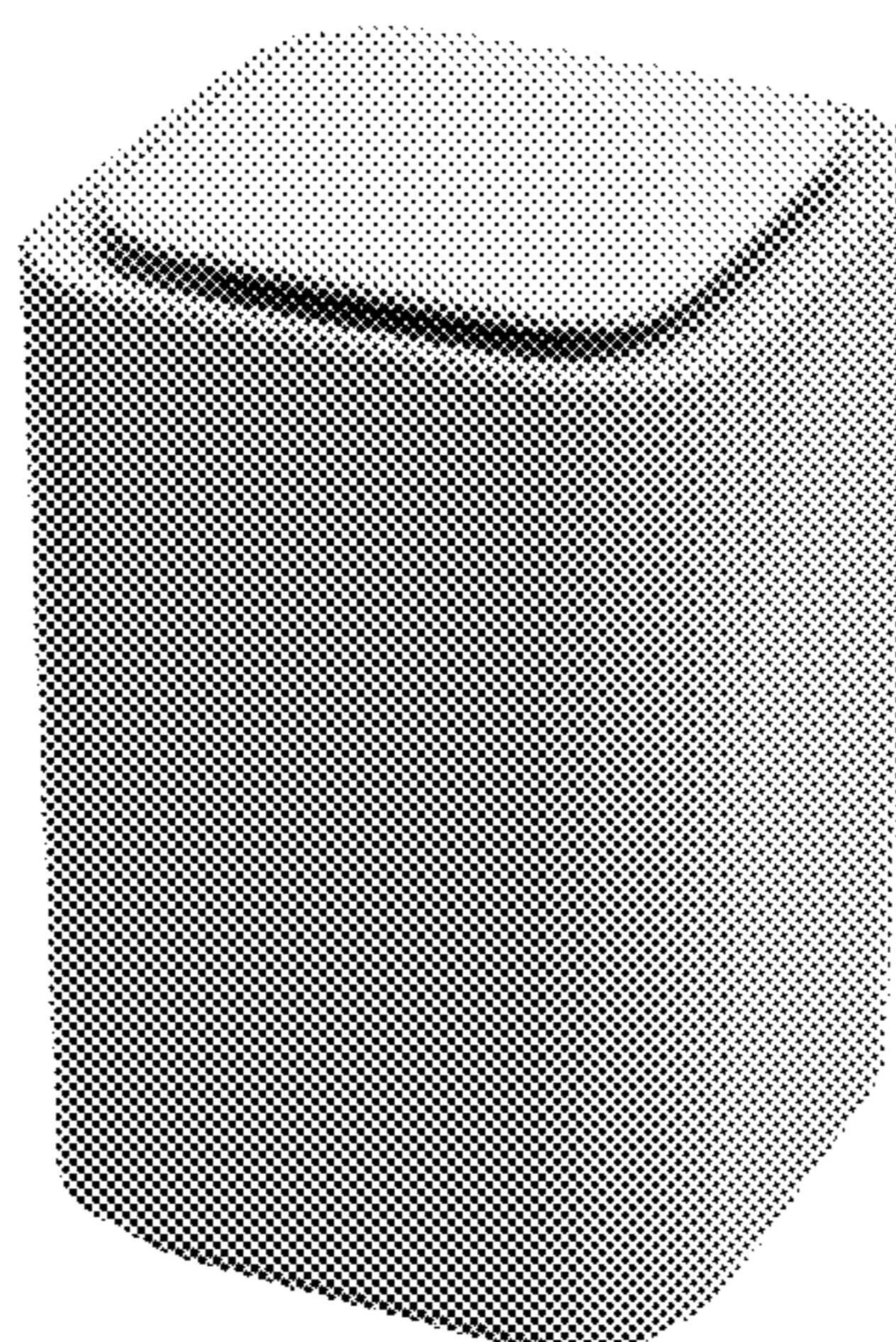




FIG. 1



FIG. 2




FIG. 3




FIG. 4




FIG. 5



FIG. 6



FIG. 7