



US00D738860S

(12) **United States Design Patent**
Kim et al.

(10) **Patent No.:** **US D738,860 S**

(45) **Date of Patent:** **** Sep. 15, 2015**

(54) **SPEAKER**

(71) Applicant: **Samsung Electronics Co., Ltd.**,
Suwon-si (KR)

(72) Inventors: **Dae Joung Kim**, Seoul (KR); **Dae Kyung Ahn**, Namyangjusi (KR); **Sang Sung Woo**, Seoul (KR); **Seung Chan Lee**, Seoul (KR); **Sangmin Hyun**, Seoul (KR)

(73) Assignee: **Samsung Electronics Co., Ltd.**,
Suwon-si (KR)

(**) Term: **14 Years**

(21) Appl. No.: **29/485,729**

(22) Filed: **Mar. 21, 2014**

(30) **Foreign Application Priority Data**

Sep. 27, 2013 (KR) 30-2013-0049268

(51) **LOC (10) Cl.** **14-03**

(52) **U.S. Cl.**
USPC **D14/221; D14/216**

(58) **Field of Classification Search**
USPC D14/167, 168, 170–172, 188, 194–196,
D14/204, 207, 209.1, 210–216, 219, 221,
D14/222, 224, 496; 181/143, 144, 147, 148,
181/150, 153, 157, 198, 199; 381/300–303,
381/306, 332, 333, 336, 345, 361–364,
381/386–388; 369/6–12
CPC B60R 11/0217; G06F 1/1688; H04M 1/03;
H04M 1/035; H04R 1/02; H04R 1/06; H04R
1/021; H04R 1/025; H04R 1/026; H04R
1/028; H04R 1/105; H04R 1/323; H04R
1/403; H04R 1/2803; H04R 1/2834; H04R
5/02; H04R 7/20; H04R 9/06; H04R 9/025;

H04R 2201/021; H04R 2400/00; H04R
2400/07; H04R 2499/11; H04R 2499/13;
H04R 2499/15; H04S 3/00; H04S 7/30

See application file for complete search history.

(56) **References Cited**

U.S. PATENT DOCUMENTS

D655,274 S *	3/2012	McManigal	D14/214
D660,284 S *	5/2012	Carbone	D14/214
D685,349 S *	7/2013	Ohno et al.	D14/221
D690,679 S *	10/2013	Chang	D14/204
D716,756 S *	11/2014	Kim et al.	D14/204
D718,274 S *	11/2014	Shadovitz	D14/209.1
D718,737 S *	12/2014	Shadovitz	D14/209.1
D719,931 S *	12/2014	Wang	D14/214

* cited by examiner

Primary Examiner — Keli L Hill

(74) *Attorney, Agent, or Firm* — NSIP Law

(57) **CLAIM**

We claim the ornamental design for a speaker, as shown and described.

DESCRIPTION

FIG. 1 is a front perspective view of a speaker showing our new design;
FIG. 2 is a front view thereof;
FIG. 3 is a rear view thereof;
FIG. 4 is a left-side view thereof;
FIG. 5 is a right-side view thereof;
FIG. 6 is a top view thereof;
FIG. 7 is a bottom view thereof; and,
FIG. 8 is an enlarged view of FIG. 5.
The broken lines in the figures show portions of the speaker which form no part of the claimed design.

1 Claim, 8 Drawing Sheets

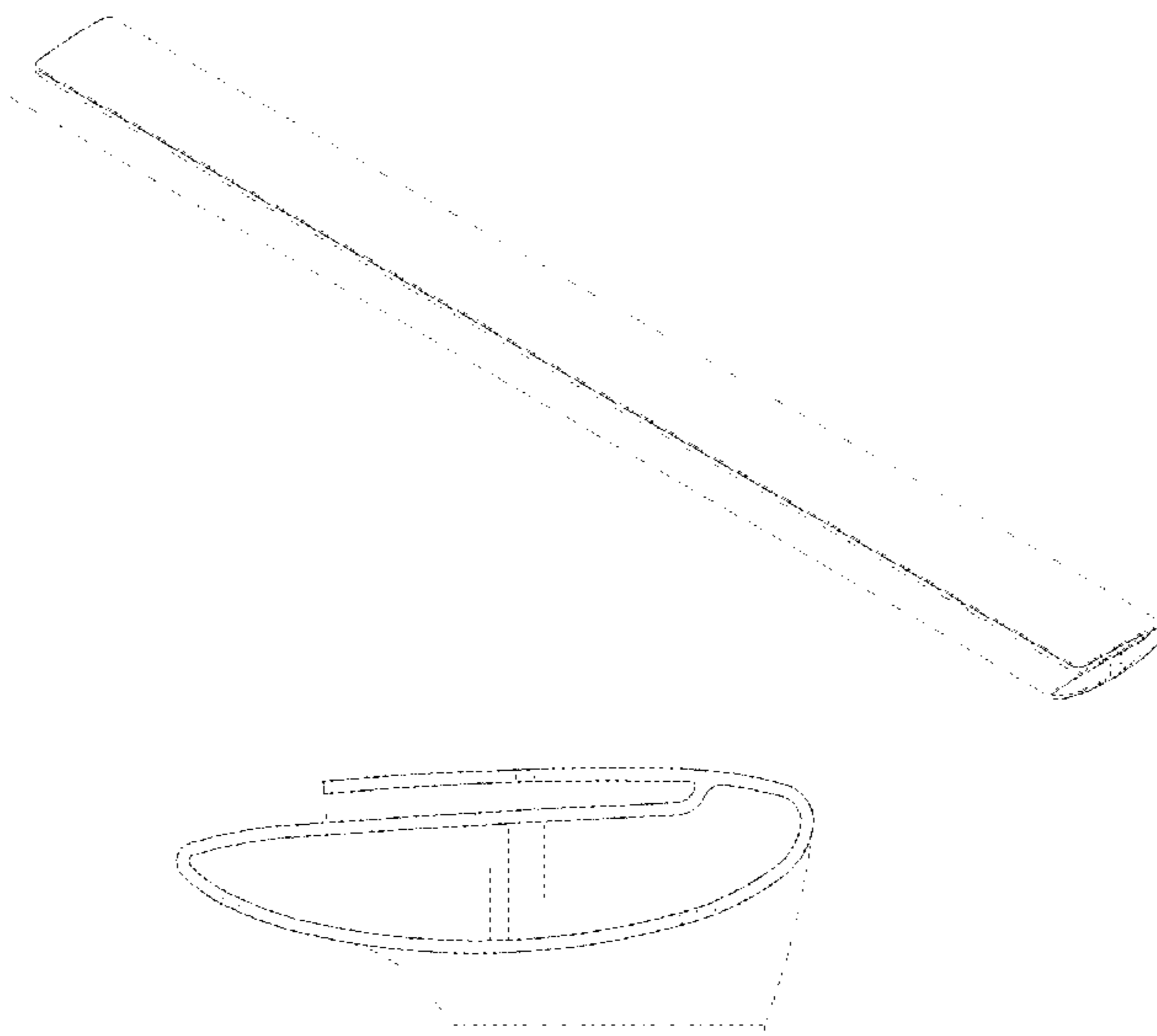


Fig. 1




Fig. 2

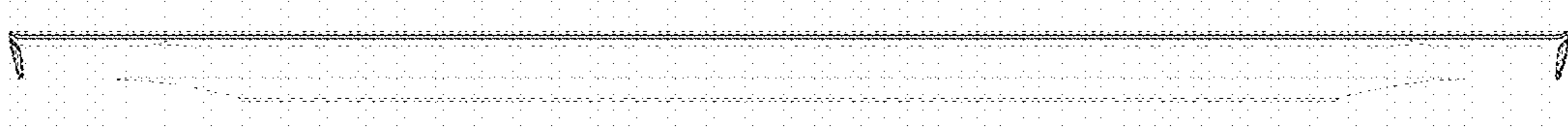


Fig. 3




Fig. 4

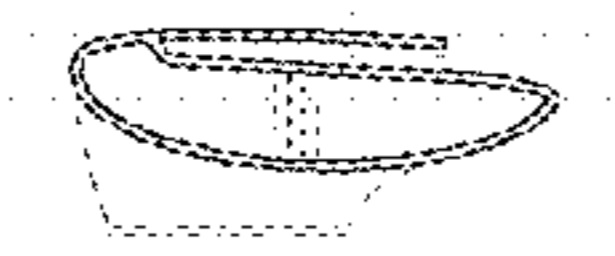


Fig. 5

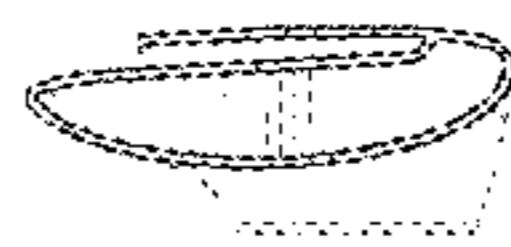


Fig. 6



Fig. 7




Fig. 8

