



US00D738830S

(12) **United States Design Patent**  
**Suthmann**

(10) **Patent No.:** **US D738,830 S**  
(45) **Date of Patent:** **\*\* Sep. 15, 2015**

(54) **COMPRESSOR CONTROL**

(71) Applicant: **KAESER Kompressoren SE**, Coburg (DE)

(72) Inventor: **Michael Suthmann**, Kranzberg (DE)

(73) Assignee: **KAESER Kompressoren SE**, Coburg (DE)

(\*\*) Term: **14 Years**

(21) Appl. No.: **29/485,267**

(22) Filed: **Mar. 18, 2014**

(30) **Foreign Application Priority Data**

Feb. 4, 2014 (EM) ..... 002398396-0006  
Feb. 4, 2014 (EM) ..... 002398396-0007

(51) **LOC (10) Cl.** ..... **13-03**

(52) **U.S. Cl.**  
USPC ..... **D13/162**

(58) **Field of Classification Search**  
USPC ..... D13/162, 163; D6/300, 308; D10/49, D10/50, 104.1, 106.1, 106.95; D14/126, D14/129, 336, 337, 341, 371, 375  
CPC ..... F04B 49/00; F04B 49/06; F04B 49/065; F25B 2400/077; G05B 19/409; G05B 2219/13164; G05B 2219/36163; H05K 5/02; H05K 5/0204; H05K 5/0247  
See application file for complete search history.

(56) **References Cited**

**U.S. PATENT DOCUMENTS**

D381,960 S \* 8/1997 Chandler ..... D13/164  
D384,331 S \* 9/1997 Hutchinson et al. .... D13/162  
D388,769 S \* 1/1998 Pritchard et al. .... D13/162  
D396,222 S \* 7/1998 Morgan et al. .... D14/374  
D422,575 S \* 4/2000 Tikhonski et al. .... D14/374  
D424,068 S \* 5/2000 Takemasa ..... D14/374

D454,565 S \* 3/2002 Harriman ..... D14/374  
D457,502 S \* 5/2002 Sykes et al. .... D13/162  
6,439,856 B1 \* 8/2002 Ivey ..... 417/63  
D497,362 S \* 10/2004 Wang et al. .... D14/371  
D546,824 S \* 7/2007 Jackson, Jr. .... D14/341  
D556,698 S \* 12/2007 Walser ..... D13/164  
D558,152 S \* 12/2007 Tatsuyama et al. .... D13/162  
D566,597 S \* 4/2008 Schneor ..... D10/103  
D568,257 S \* 5/2008 Tatsuyama et al. .... D13/162  
7,427,982 B2 \* 9/2008 Fujii et al. .... 345/173  
D596,173 S \* 7/2009 Arfin ..... D14/307  
D602,259 S \* 10/2009 Finnegan ..... D6/300  
D608,302 S \* 1/2010 Liu ..... D13/164  
D614,871 S \* 5/2010 Tang et al. .... D6/308  
D625,928 S \* 10/2010 Lee et al. .... D6/308  
D629,216 S \* 12/2010 Stoddard ..... D6/308  
7,864,158 B1 \* 1/2011 McGeever ..... 345/158  
D642,385 S \* 8/2011 Lee et al. .... D6/308  
D642,992 S \* 8/2011 Sasaki et al. .... D13/164  
D662,094 S \* 6/2012 Mack et al. .... D14/388  
D664,513 S \* 7/2012 Laube et al. .... D14/126  
D666,618 S \* 9/2012 Doyea et al. .... D14/371  
D684,872 S \* 6/2013 Bias et al. .... D10/49  
D694,195 S \* 11/2013 Gammon et al. .... D13/162

(Continued)

*Primary Examiner* — Selina Sikder

(74) *Attorney, Agent, or Firm* — Panitch Schwarze Belisario & Nadel LLP


(57) **CLAIM**

The ornamental design for a compressor control, as shown and described.

**DESCRIPTION**

FIG. 1 is a front elevational view of a compressor control in accordance with my new design;  
FIG. 2 is a rear elevational view thereof;  
FIG. 3 is a left side elevational view thereof;  
FIG. 4 is a right side elevational view thereof;  
FIG. 5 is a top plan view thereof;  
FIG. 6 is a bottom plan view thereof; and,  
FIG. 7 is a front perspective view thereof.

**1 Claim, 7 Drawing Sheets**



(56)

**References Cited**

U.S. PATENT DOCUMENTS

D695,234 S *	12/2013	Santiago et al. ....	D13/162	2004/0095332 A1 *	5/2004	Blanchard .....	345/173
D697,506 S *	1/2014	Bianco et al. ....	D14/336	2004/0164966 A1 *	8/2004	Lee .....	345/173
D709,497 S *	7/2014	Akutsu et al. ....	D14/371	2005/0085929 A1 *	4/2005	Koch et al. ....	700/83
D710,312 S *	8/2014	Branson et al. ....	D13/162	2006/0055681 A1 *	3/2006	West et al. ....	345/173
D729,793 S *	5/2015	Hickok et al. ....	D14/336	2006/0129088 A1 *	6/2006	Gill et al. ....	604/67
2002/0163785 A1 *	11/2002	Brechbill et al. ....	361/730	2008/0232980 A1 *	9/2008	Huang .....	417/282
				2010/0119379 A1 *	5/2010	Becker et al. ....	417/48
				2014/0088737 A1 *	3/2014	Sokoll et al. ....	700/83
				2014/0172128 A1 *	6/2014	Johnson et al. ....	700/83

\* cited by examiner






Fig. 1






Fig. 2






Fig. 3




Fig. 4




Fig. 5






Fig. 6





Fig. 7