



US00D738806S

(12) **United States Design Patent**
Williamson et al.

(10) **Patent No.:** **US D738,806 S**
(45) **Date of Patent:** **** Sep. 15, 2015**

- (54) **TRAILER BED LINER**
- (71) Applicant: **Rugged Liner, Inc.**, Owosso, MI (US)
- (72) Inventors: **Scott A. Williamson**, Orlando, FL (US);
Judith Tapia Nehring, Linden, MI (US)
- (73) Assignee: **RUGGED LINER, INC.**, Owosso, MI (US)
- (**) Term: **14 Years**
- (21) Appl. No.: **29/471,285**
- (22) Filed: **Oct. 30, 2013**
- (51) **LOC (10) Cl.** **12-06**
- (52) **U.S. Cl.**
USPC **D12/221**
- (58) **Field of Classification Search**
USPC D12/221, 98; D9/431-433, 44, 420,
D9/422, 423, 424; 229/126, 154, 103.2,
229/240, 127, 157; 296/181.1, 181.2,
296/181.3, 184.1, 39.1, 39.2, 37.6;
29/897.2, 897.3, 897.32
CPC B60R 99/00; B60R 5/00; B60R 7/04
See application file for complete search history.

- D644,979 S * 9/2011 Wenrick et al. D12/221
- 8,136,860 B2 3/2012 Wise et al.
- 8,414,052 B2 4/2013 Vertanen
- D701,815 S * 4/2014 Miller D12/221
- D709,429 S * 7/2014 Noone et al. D12/221
- D719,497 S * 12/2014 Conroy D12/221
- 2009/0200823 A1 8/2009 Vertanen
- 2012/0187709 A1 7/2012 Wise et al.

* cited by examiner

Primary Examiner — Katrina A Betton

(74) *Attorney, Agent, or Firm* — Howard & Howard Attorneys PLLC

(57) **CLAIM**

An ornamental design for a trailer bed liner, as shown and described.

DESCRIPTION

FIG. 1 is a perspective view of a trailer bed liner disposed within a trailer with the trailer shown in phantom;
 FIG. 2 is a perspective view of the trailer bed liner of FIG. 1;
 FIG. 3 is a front elevational view of the trailer bed liner of FIG. 2;
 FIG. 4 is a rear elevational view of the trailer bed liner of FIG. 2;
 FIG. 5 is a left side elevational view of the trailer bed liner of FIG. 2;
 FIG. 6 is a right side elevational view of the trailer bed liner of FIG. 2;
 FIG. 7 is a plan view of the top of the trailer bed liner of FIG. 2;
 FIG. 8 is a plan view of the bottom of the trailer bed liner of FIG. 2;
 FIG. 9 is a perspective view of a second alternative trailer bed liner disposed within a trailer with the trailer shown in phantom;
 FIG. 10 is a perspective view of the alternate trailer bed liner of FIG. 9;
 FIG. 11 is a front elevational view of the trailer bed liner of FIG. 10;
 FIG. 12 is a rear elevational view of the trailer bed liner of FIG. 10;

(56) **References Cited**

U.S. PATENT DOCUMENTS

9,601,976	4/1898	Murray	
1,259,138 A	3/1918	Sachs	
5,044,682 A	9/1991	Wayne	
5,046,775 A	9/1991	Marcum, Jr. et al.	
5,150,940 A	9/1992	Kennedy	
5,167,434 A	12/1992	Bott	
5,240,301 A	8/1993	Arnold	
5,345,658 A	9/1994	Kennedy	
5,364,150 A	11/1994	Cochran et al.	
5,415,506 A	5/1995	Payne	
5,513,934 A	5/1996	German	
6,076,879 A	6/2000	Bills et al.	
D475,963 S *	6/2003	Ellsaesser	D12/221
D483,314 S *	12/2003	Graves	D12/221
D498,200 S *	11/2004	Hall et al.	D12/221
D537,770 S *	3/2007	Yamazaki et al.	D12/221
7,416,236 B2	8/2008	Boddie et al.	

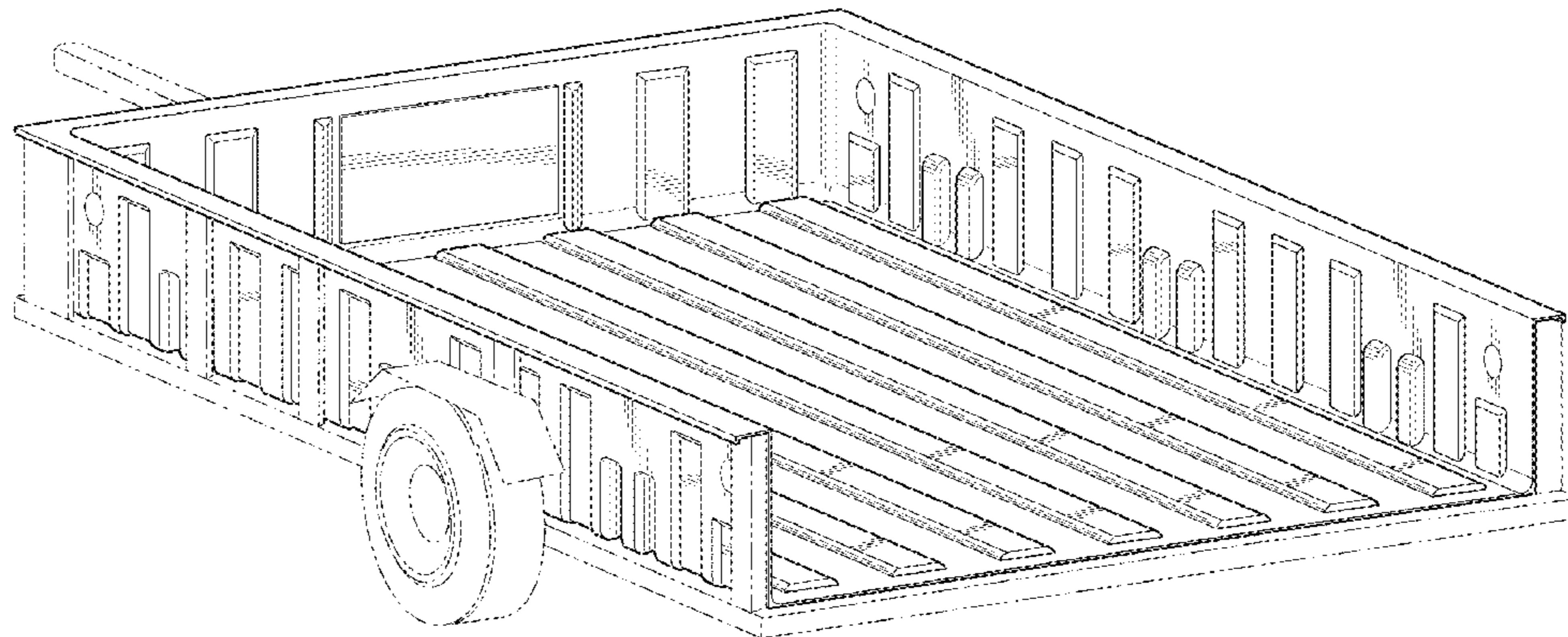


FIG. 13 is a left side elevational view of the trailer bed liner of FIG. 10;
FIG. 14 is a right side elevational view of the trailer bed liner of FIG. 10;
FIG. 15 is a plan view of the top of the trailer bed liner of FIG. 10;
FIG. 16 is a plan view of the bottom of the trailer bed liner of FIG. 10;
FIG. 17 is a perspective view of a third alternative trailer bed liner disposed within a trailer with the trailer shown in phantom;
FIG. 18 is a perspective view of the trailer bed liner of FIG. 17;
FIG. 19 is a front elevational view of the trailer bed liner of FIG. 18;
FIG. 20 is a rear elevational view of the trailer bed liner of FIG. 18;
FIG. 21 is a left side elevational view of the trailer bed liner of FIG. 18;
FIG. 22 is a right side elevational view of the trailer bed liner of FIG. 18;
FIG. 23 is a plan view of the top of the trailer bed liner of FIG. 18;
FIG. 24 is a plan view of the bottom of the trailer bed liner of FIG. 18;
FIG. 25 is a perspective view of a fourth alternative trailer bed liner disposed within a trailer with the trailer shown in phantom;
FIG. 26 is a perspective view of the trailer bed liner of FIG. 25;
FIG. 27 is a front elevational view of the trailer bed liner of FIG. 26;

FIG. 28 is a rear elevational view of the trailer bed liner of FIG. 26;
FIG. 29 is a left side elevational view of the trailer bed liner of FIG. 26;
FIG. 30 is a right side elevational view of the trailer bed liner of FIG. 26;
FIG. 31 is a plan view of the top of the trailer bed liner of FIG. 26;
FIG. 32 is a plan view of the bottom of the trailer bed liner of FIG. 26;
FIG. 33 is a perspective view of a fifth alternative trailer bed liner disposed within a trailer with the trailer shown in phantom;
FIG. 34 is a perspective view of the trailer bed liner of FIG. 33;
FIG. 35 is a front elevational view of the trailer bed liner of FIG. 34;
FIG. 36 is a rear elevational view of the trailer bed liner of FIG. 34;
FIG. 37 is a left side elevational view of the trailer bed liner of FIG. 34;
FIG. 38 is a right side elevational view of the trailer bed liner of FIG. 34;
FIG. 39 is a plan view of the top of the trailer bed liner of FIG. 34; and,
FIG. 40 is a plan view of the bottom of the trailer bed liner of FIG. 34.
The elements shown in dash-dot-dot-dash are in phantom and are for illustrative purposes only and do not form part of the claimed design.

1 Claim, 30 Drawing Sheets

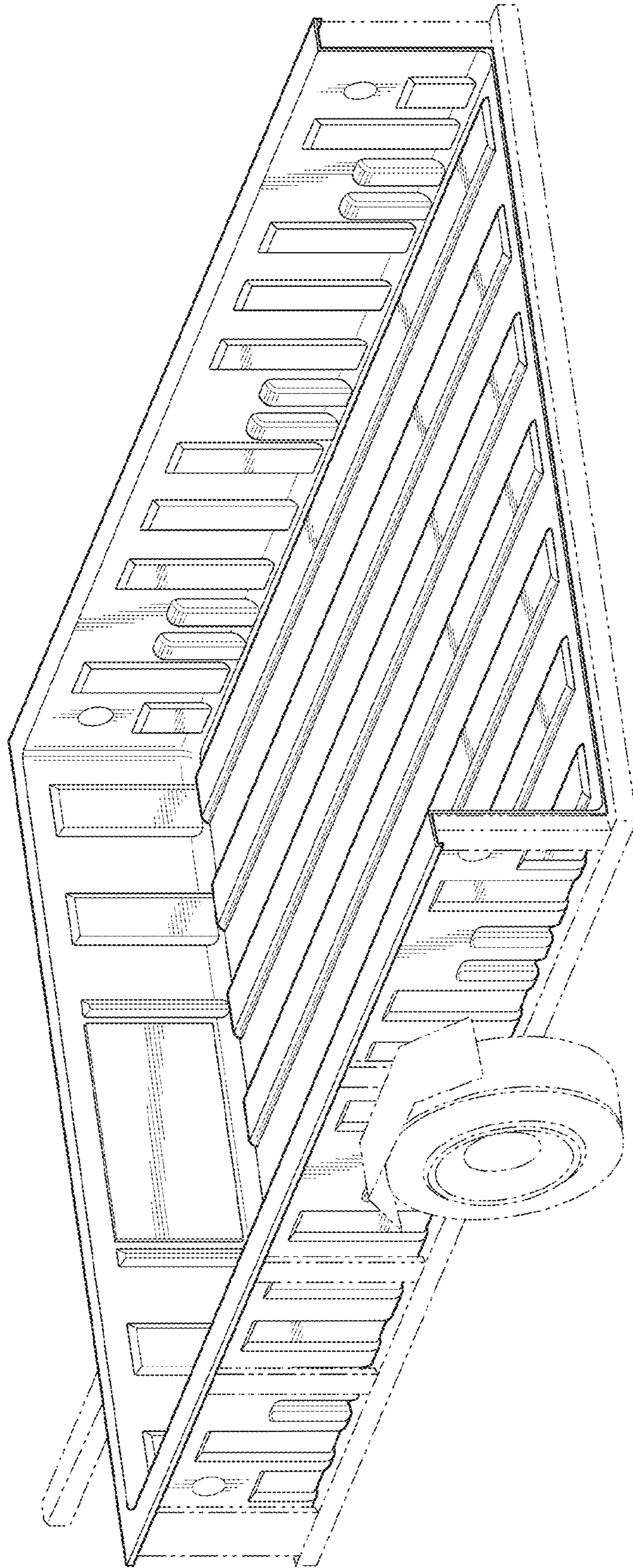


FIG. 1

FIG. 2

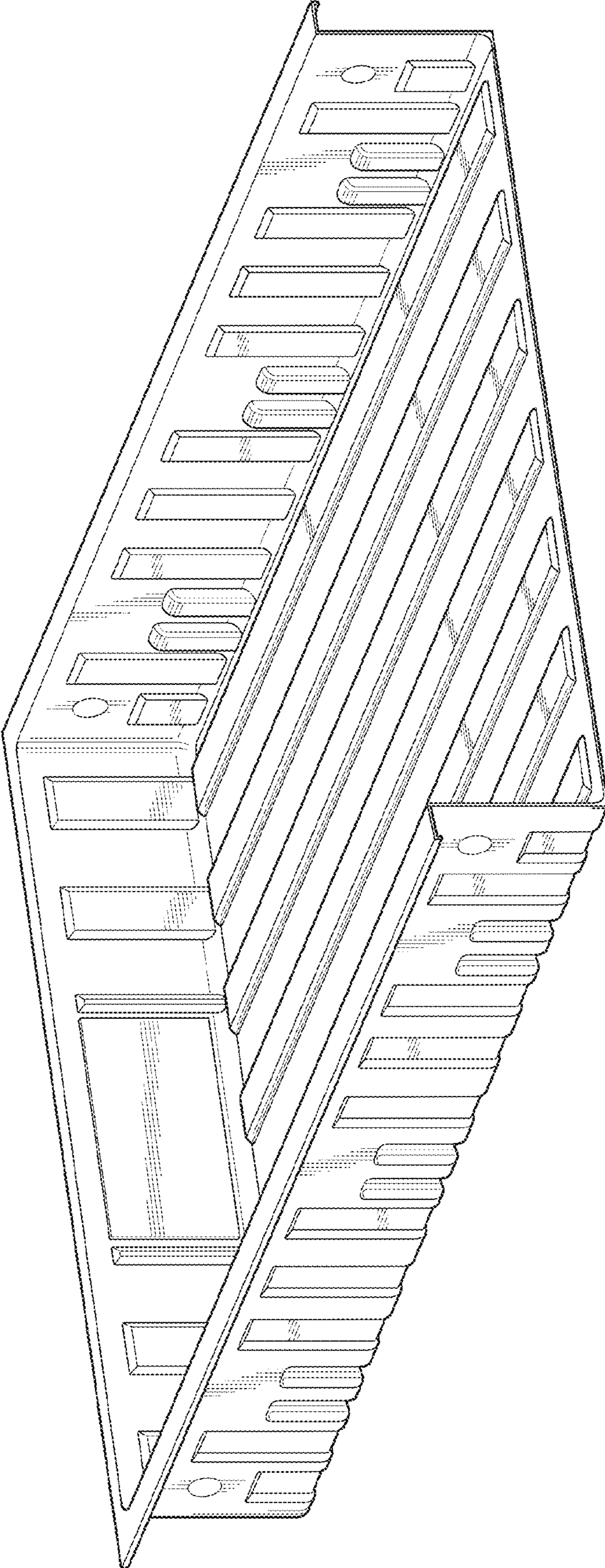


FIG. 3

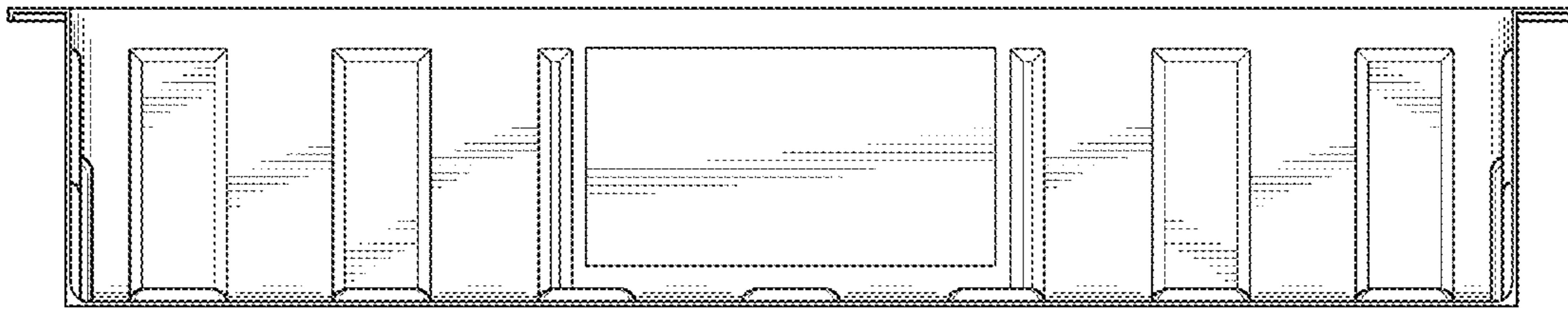
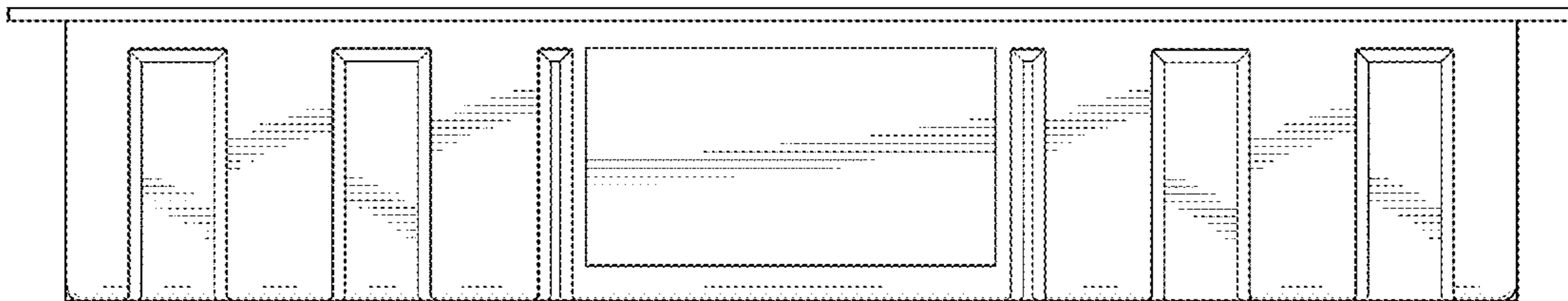


FIG. 4



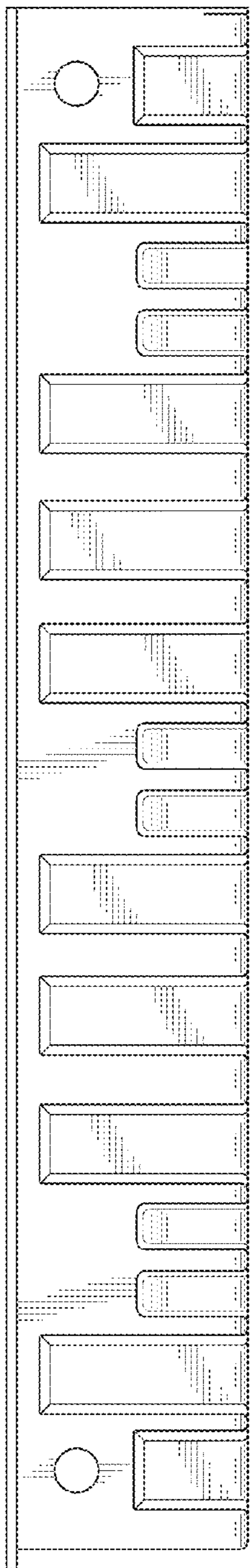


FIG. 5

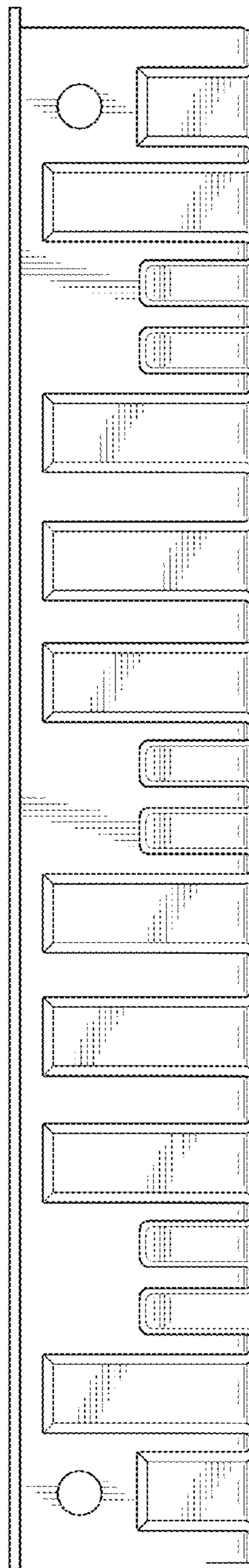


FIG. 6




FIG. 7




FIG. 8

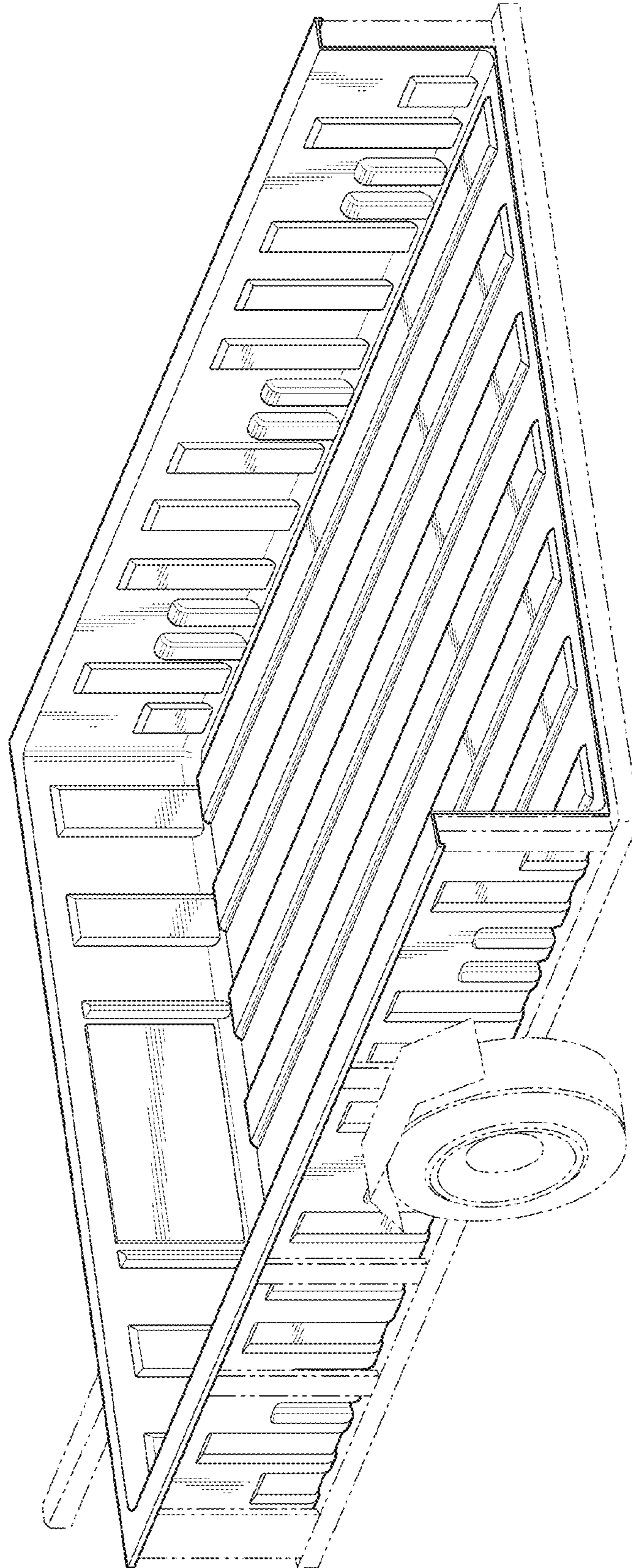


FIG. 9

FIG. 10

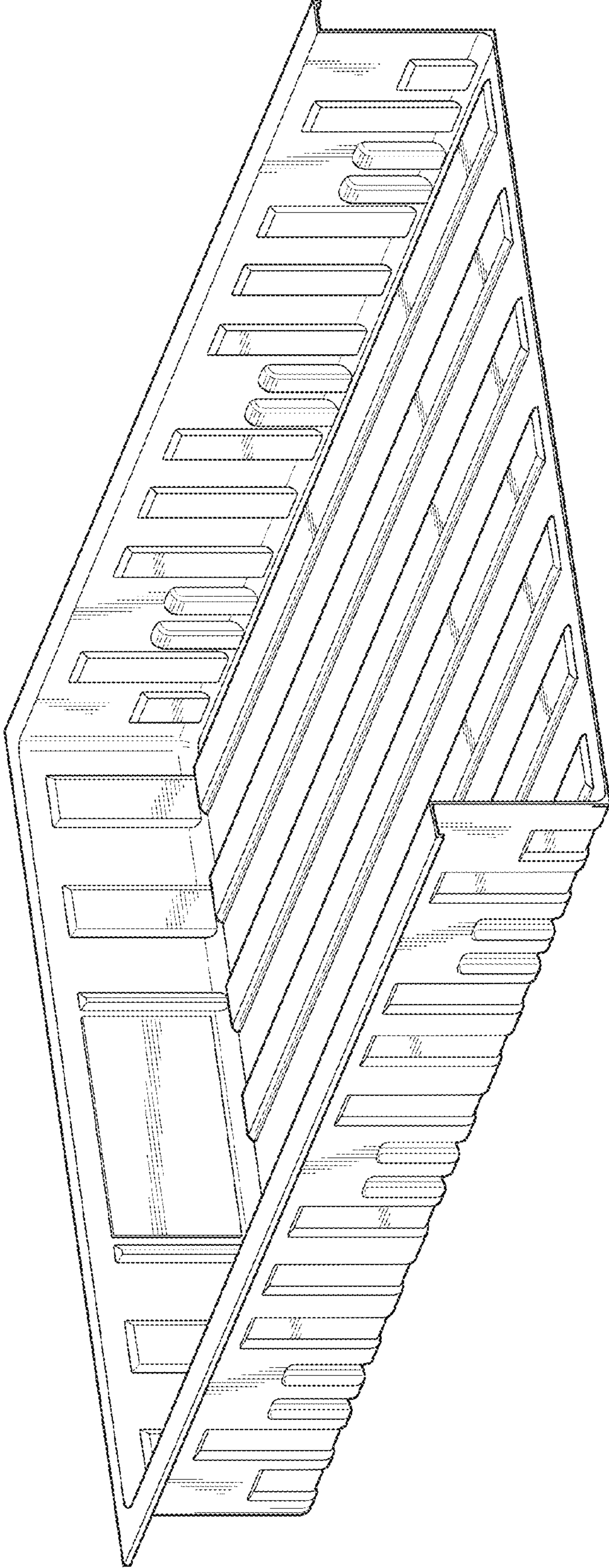
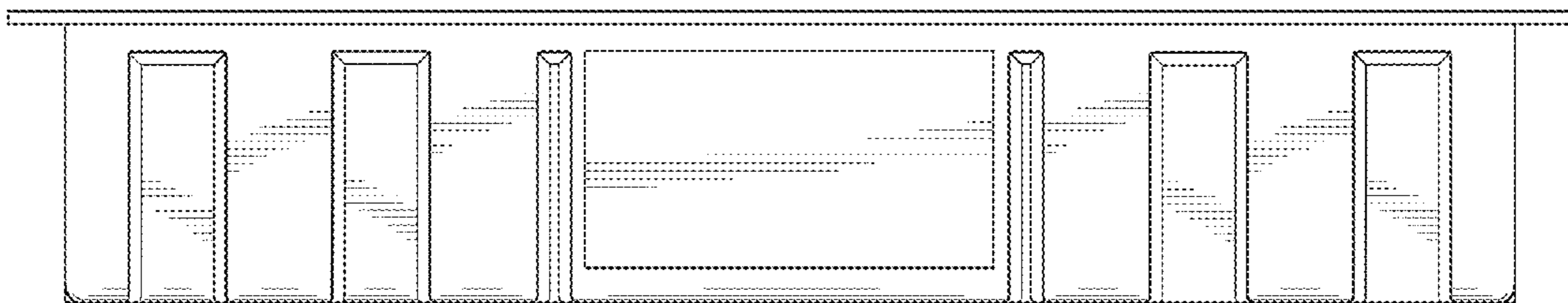


FIG. 11



FIG. 12



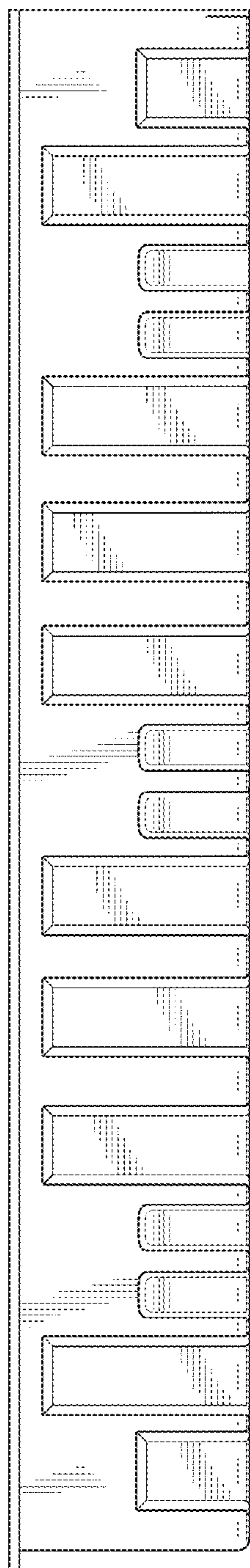


FIG. 13

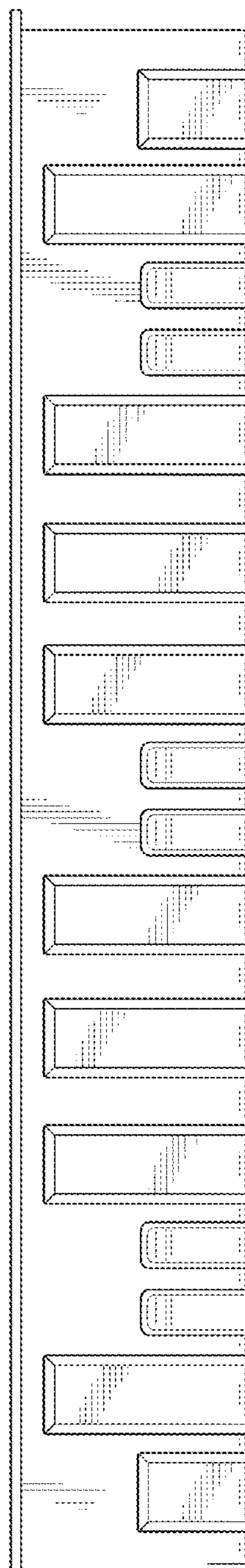


FIG. 14




FIG. 15




FIG. 16

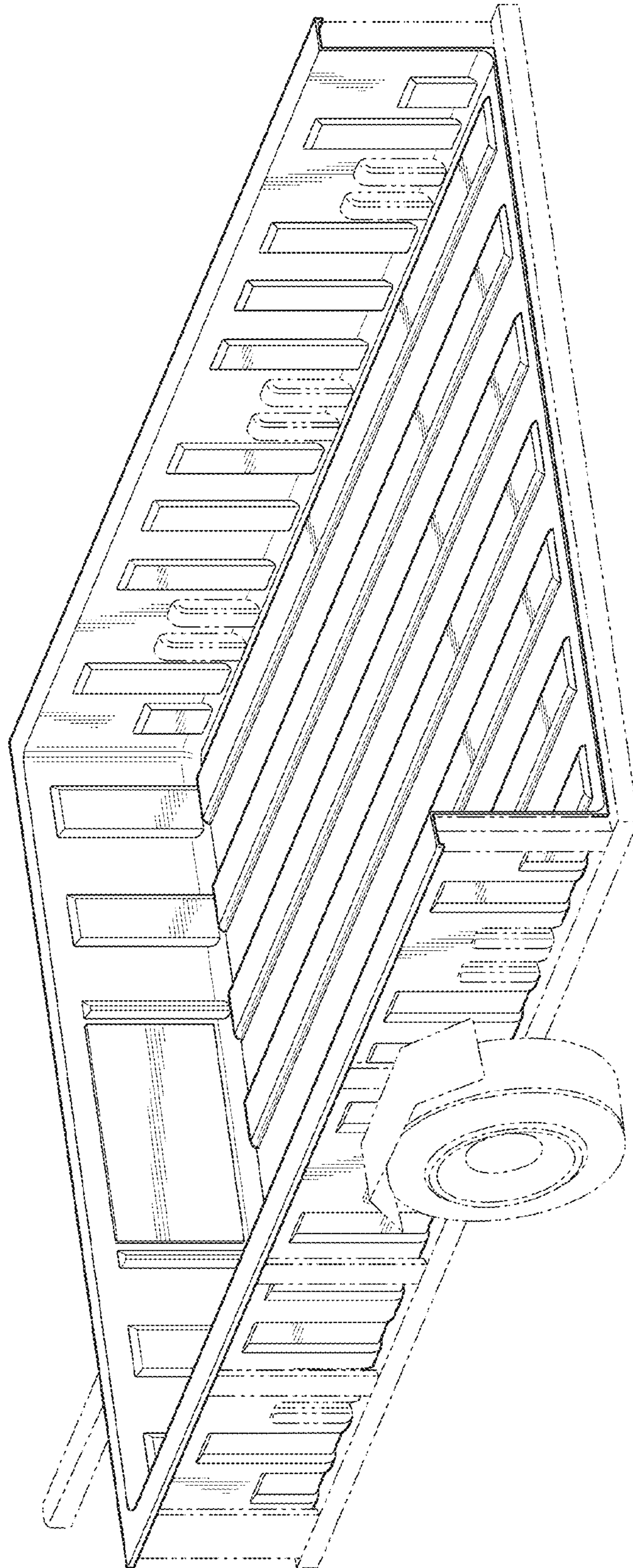


FIG. 17

FIG. 18

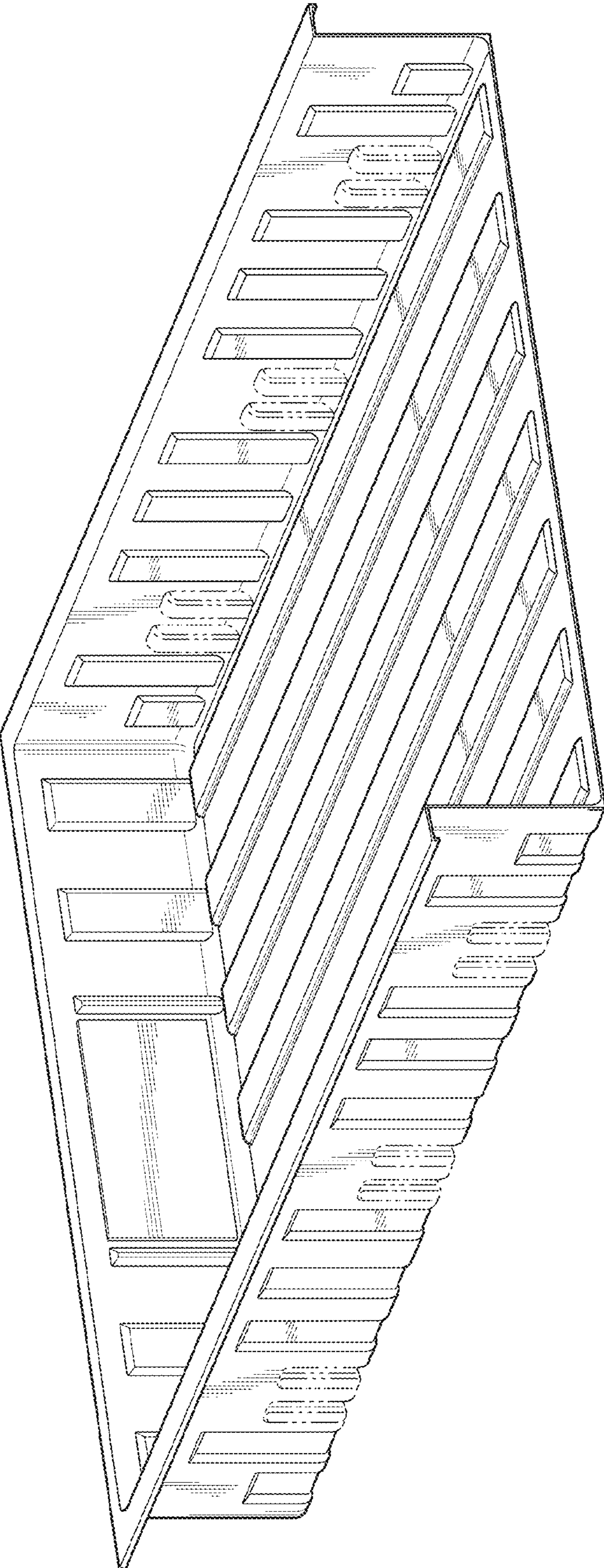


FIG. 19

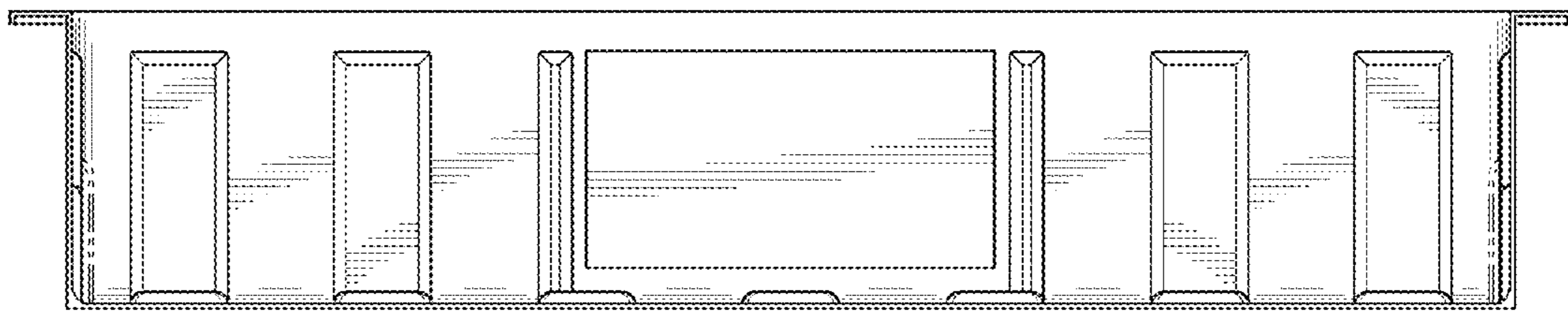



FIG. 20



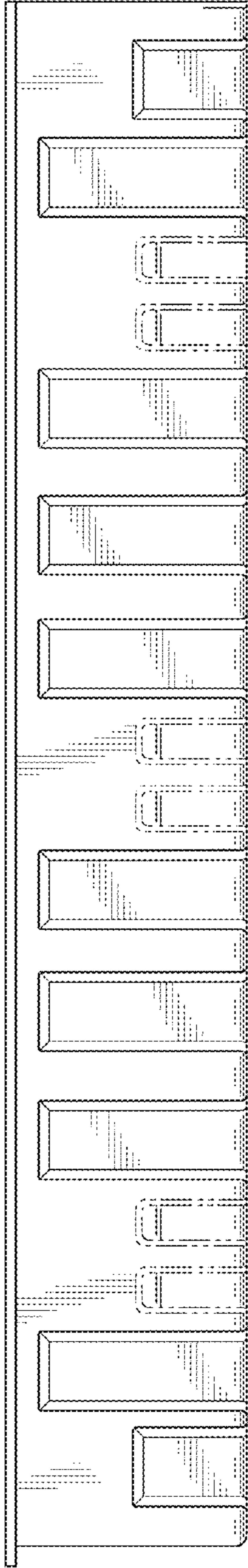


FIG. 21

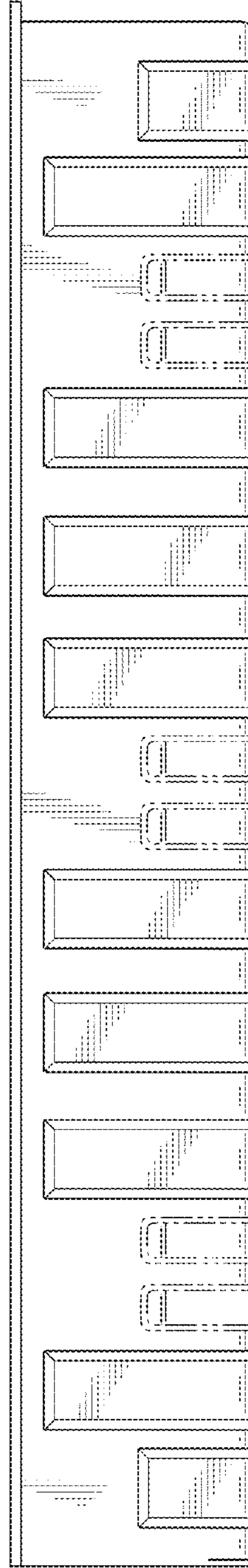


FIG. 22




FIG. 23




FIG. 24

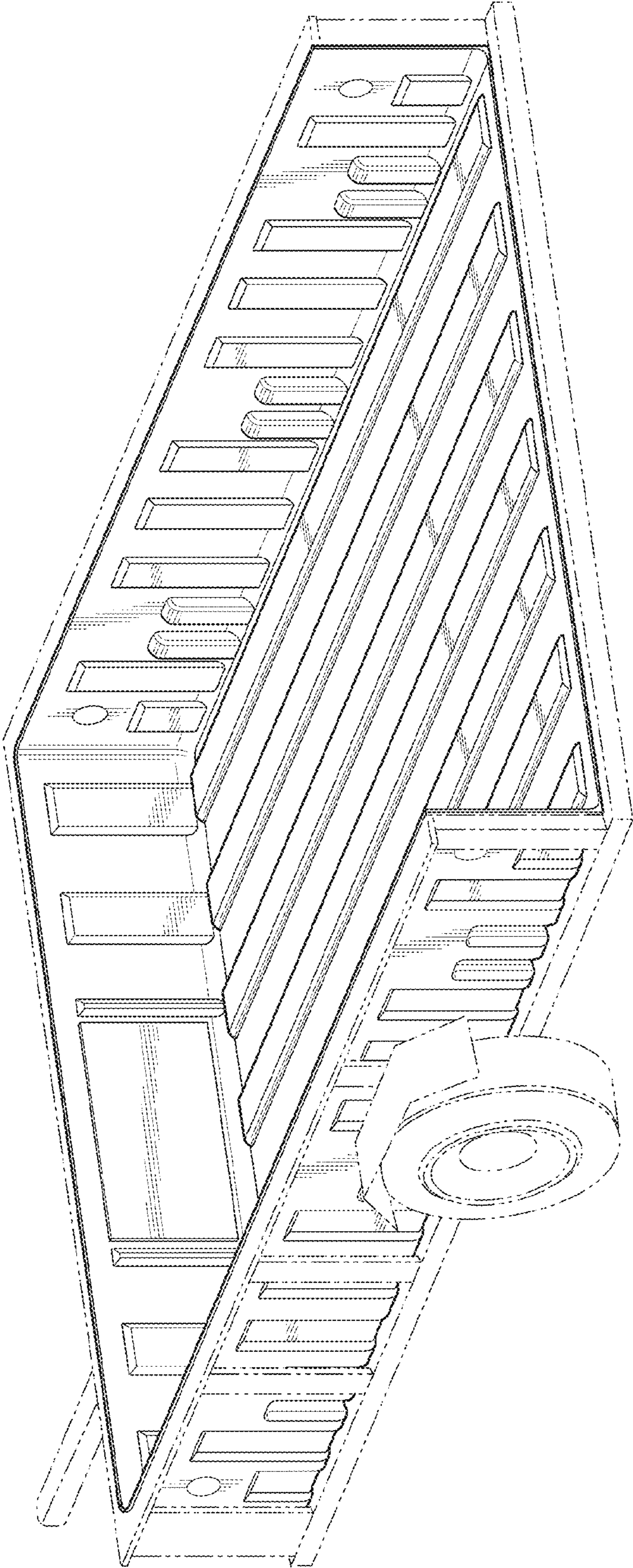


FIG. 25

FIG. 26

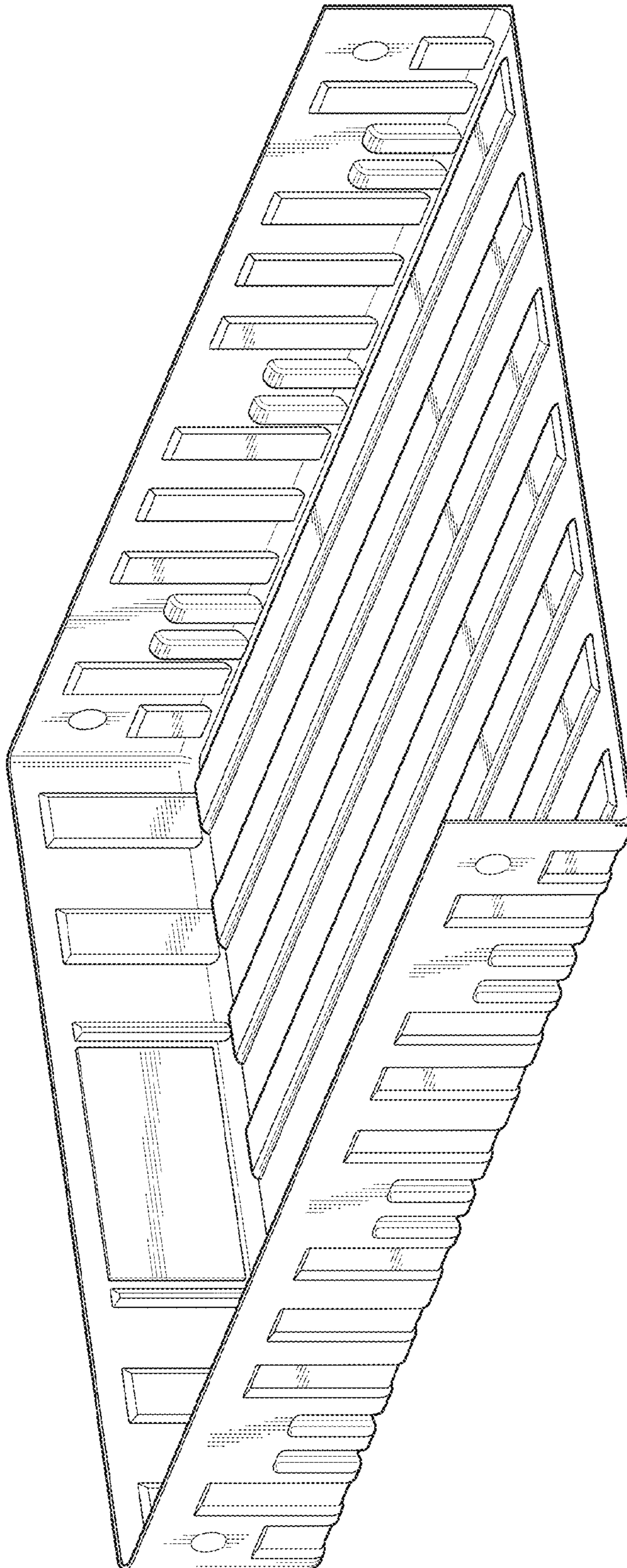


FIG. 27

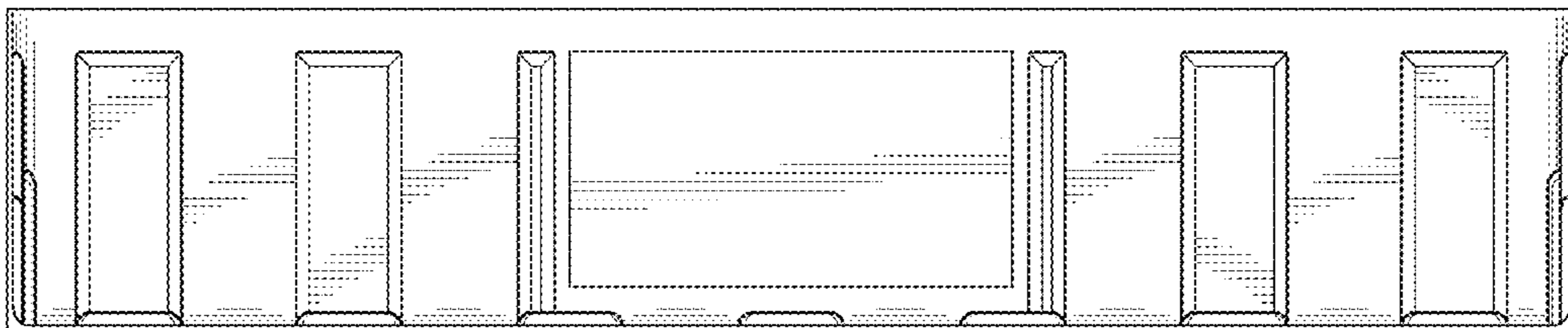



FIG. 28



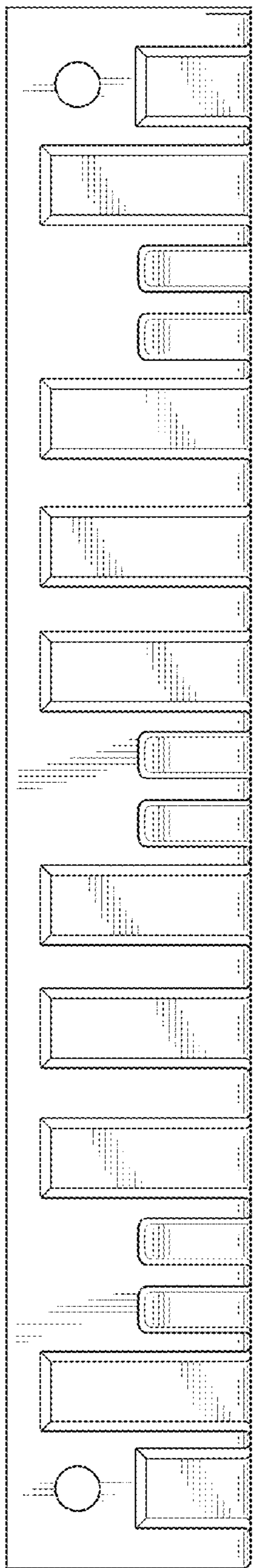


FIG. 29

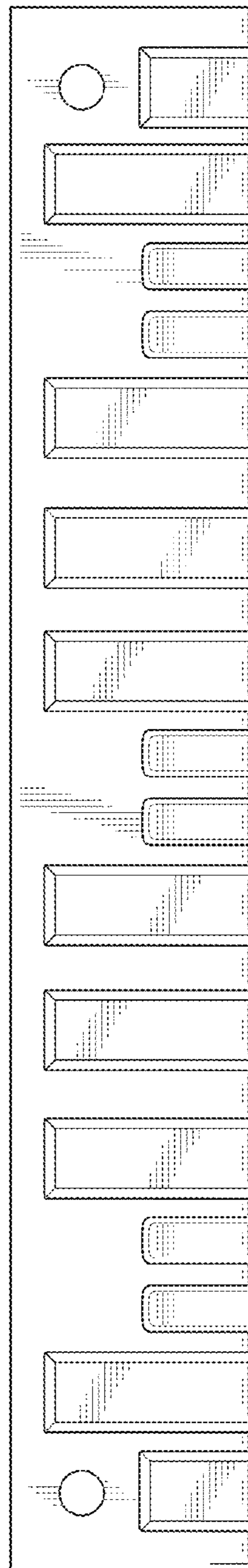


FIG. 30




FIG. 31




FIG. 32

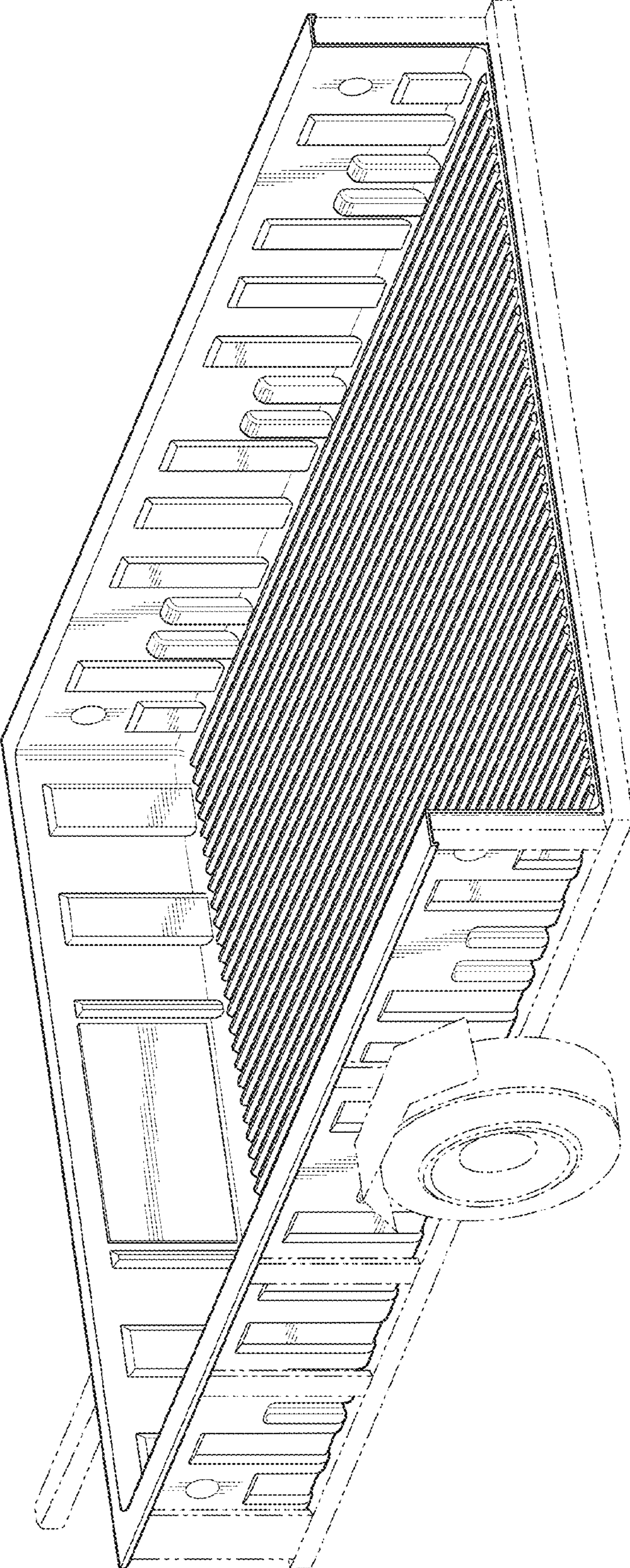


FIG. 33

FIG. 34

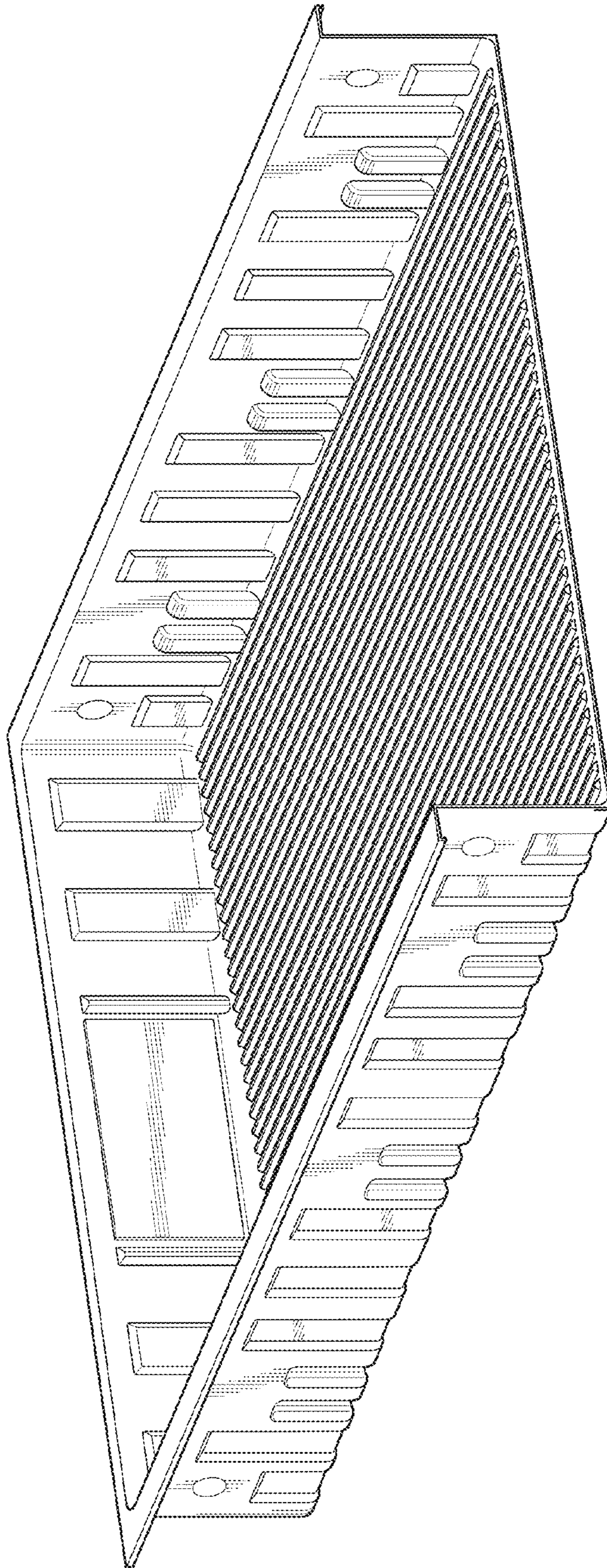


FIG. 35





FIG. 36



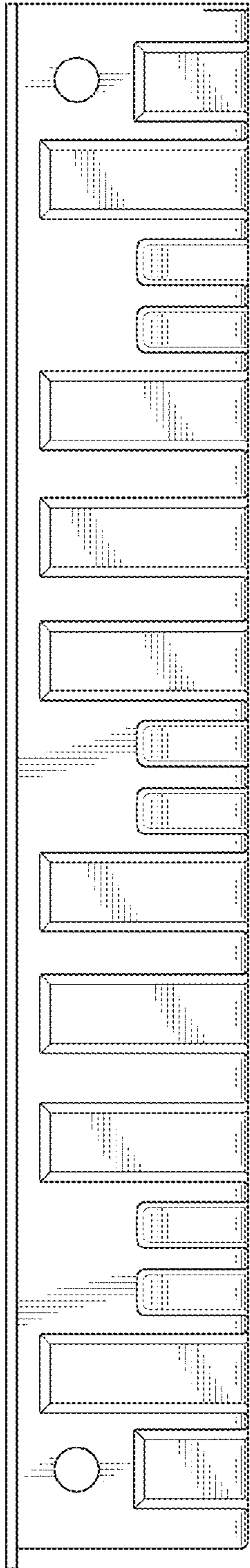


FIG. 37

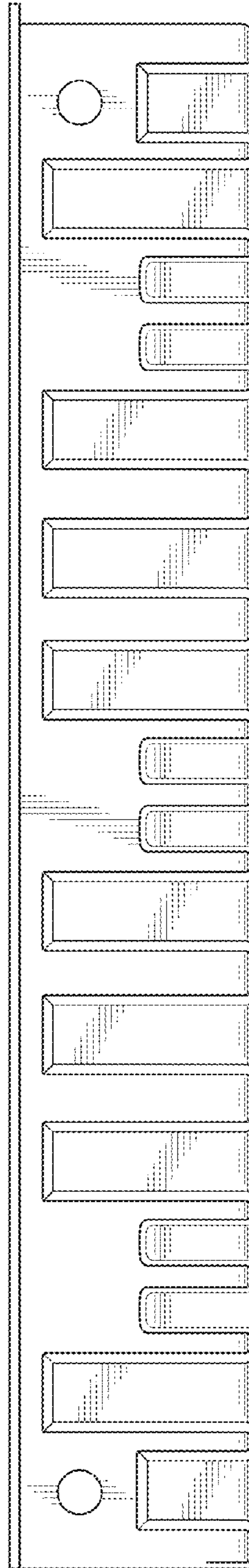


FIG. 38




FIG. 39




FIG. 40