



US00D738773S

(12) **United States Design Patent**
Rafaelian

(10) **Patent No.:** **US D738,773 S**
(45) **Date of Patent:** **** Sep. 15, 2015**

- (54) **JEWELRY BAND**
- (71) Applicant: **Alex and Ani, LLC**, Cranston, RI (US)
- (72) Inventor: **Carolyn A. Rafaelian**, Cranston, RI (US)
- (73) Assignee: **Alex and Ani, LLC**, Cranston, RI (US)
- (**) Term: **14 Years**
- (21) Appl. No.: **29/490,112**
- (22) Filed: **May 6, 2014**
- (51) **LOC (10) Cl.** **11-01**
- (52) **U.S. Cl.**
USPC **D11/12**
- (58) **Field of Classification Search**
USPC D11/1-45, 86, 87, 93, 94, 200, 201,
D11/206, 208, 214, 220; 63/1.11,
63/1.16-1.18, 3, 3.1, 3.2, 4, 5.1, 5.2, 7-13,
63/14.8, 15, 15.1, 15.2, 15.3, 15.45, 15.5,
63/15.65, 21, 37, 38, 39, 40, 41;
D10/30-32; D30/151-153
CPC A44C 11/00; A44C 5/102; A44C 5/105;
A44C 5/022; A44C 5/107; A44C 5/209;
A44C 5/185; A44C 15/005; A44C 13/00;
A44C 25/00; A44C 3/008
See application file for complete search history.

(56) **References Cited**

U.S. PATENT DOCUMENTS

- 229,742 A * 7/1880 Nerney D11/13
- 444,673 A * 1/1891 Roehr 63/4
- D31,221 S * 7/1899 Edge D11/17
- D32,246 S * 2/1900 Bigney D11/79
- 738,983 A * 9/1903 Burduick D11/13
- 1,055,751 A * 3/1913 Hurley 59/80
- D171,195 S * 12/1953 Chernow D11/17
- D172,122 S * 5/1954 Armbrust D11/15
- D172,913 S * 8/1954 Weinacker D11/17

- 3,872,833 A * 3/1975 Herbert D30/152
- D313,571 S * 1/1991 Brom D11/86
- 4,996,948 A * 3/1991 Klein et al. D30/152
- 6,293,127 B1 * 9/2001 Nakagawa 63/3
- D497,858 S * 11/2004 Fabian D12/178
- D557,160 S * 12/2007 Grassi Damiani D11/13
- D572,621 S * 7/2008 Osipov D11/13

(Continued)

OTHER PUBLICATIONS

Venue Stainless Steel Thin Width Box Chain, TribalHollywood.com, published Dec. 19, 2013, online. Site visited Sep. 24, 2014. Internet URL:<“http://www.tribalhollywood.com/venue-stainless-steel-thin-width-box-chain”>.*

(Continued)

Primary Examiner — Cynthia Ramirez
Assistant Examiner — Llorellys Martinez-Rivera
(74) *Attorney, Agent, or Firm* — Locke Lord LLP; Daniel J. Fiorello; David J. Silvia

(57) **CLAIM**

The ornamental design for a jewelry band, as shown and described.

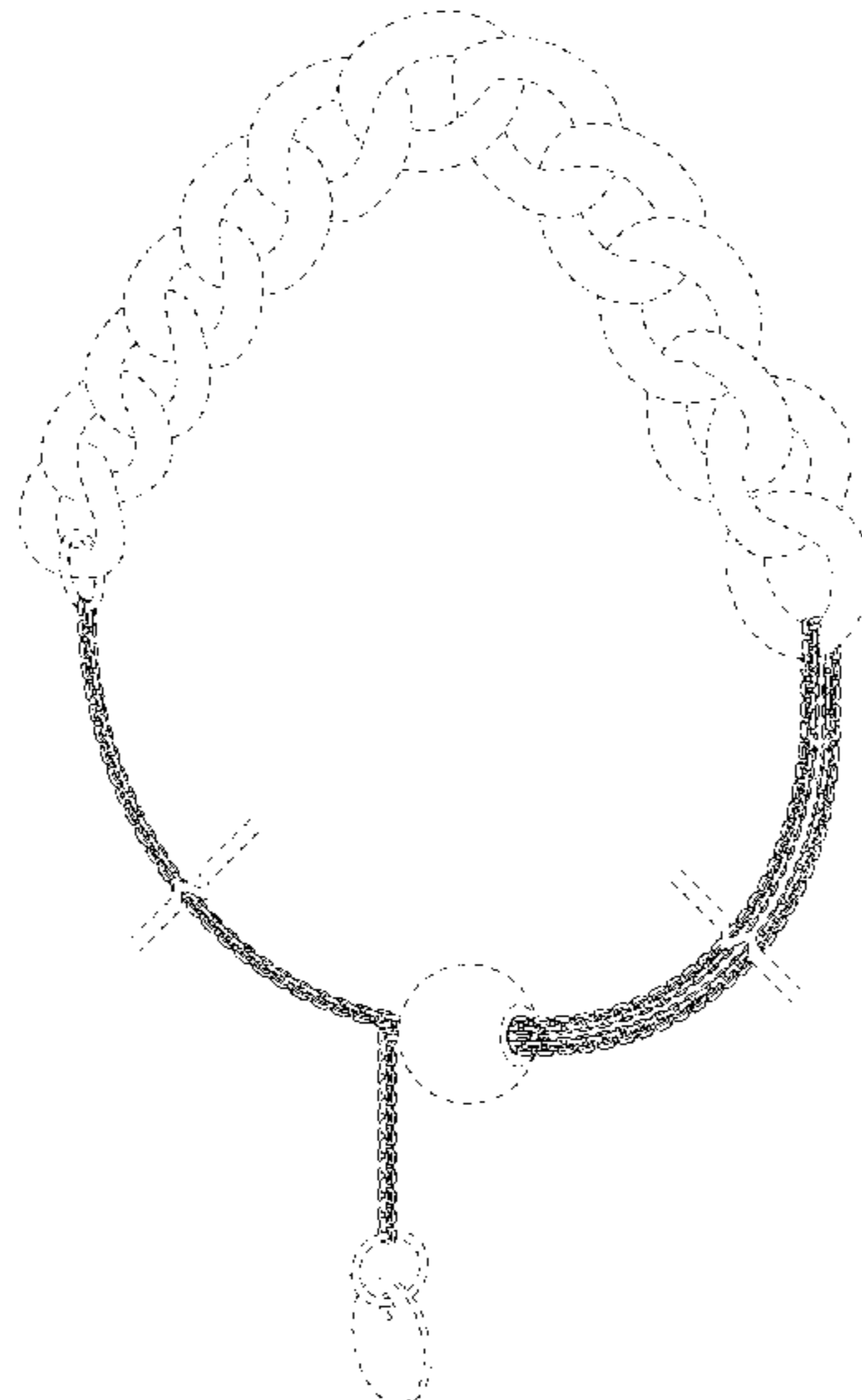
DESCRIPTION

FIG. 1 is a front perspective view of an embodiment of the jewelry band;
FIG. 2 is a front elevation view thereof;
FIG. 3 is a rear elevation view thereof;
FIG. 4 is a left side view thereof;
FIG. 5 is a right side view thereof;
FIG. 6 is a top view thereof; and,
FIG. 7 is a bottom view thereof.

The portions depicted in broken lines in the drawings form no part of the claimed design.

The subject disclosure is directed to the ornamental design for a jewelry band which can be used as a bracelet, necklace, anklet or the like.

1 Claim, 5 Drawing Sheets



(56)

References Cited

U.S. PATENT DOCUMENTS

D575,660 S * 8/2008 Maier D11/13
7,444,801 B2 * 11/2008 Rosenwasser et al. D11/13
D664,466 S * 7/2012 Rafaelian D11/8
2006/0236674 A1 * 10/2006 Cerato 59/82

OTHER PUBLICATIONS

Latch on to Our Latest Jewelry Love: Super-Sized Links, published Aug. 5, 2009, online. Internet URL:<"http://www.refinery29.com/latch-on-to-our-latest-jewelry">.*

* cited by examiner

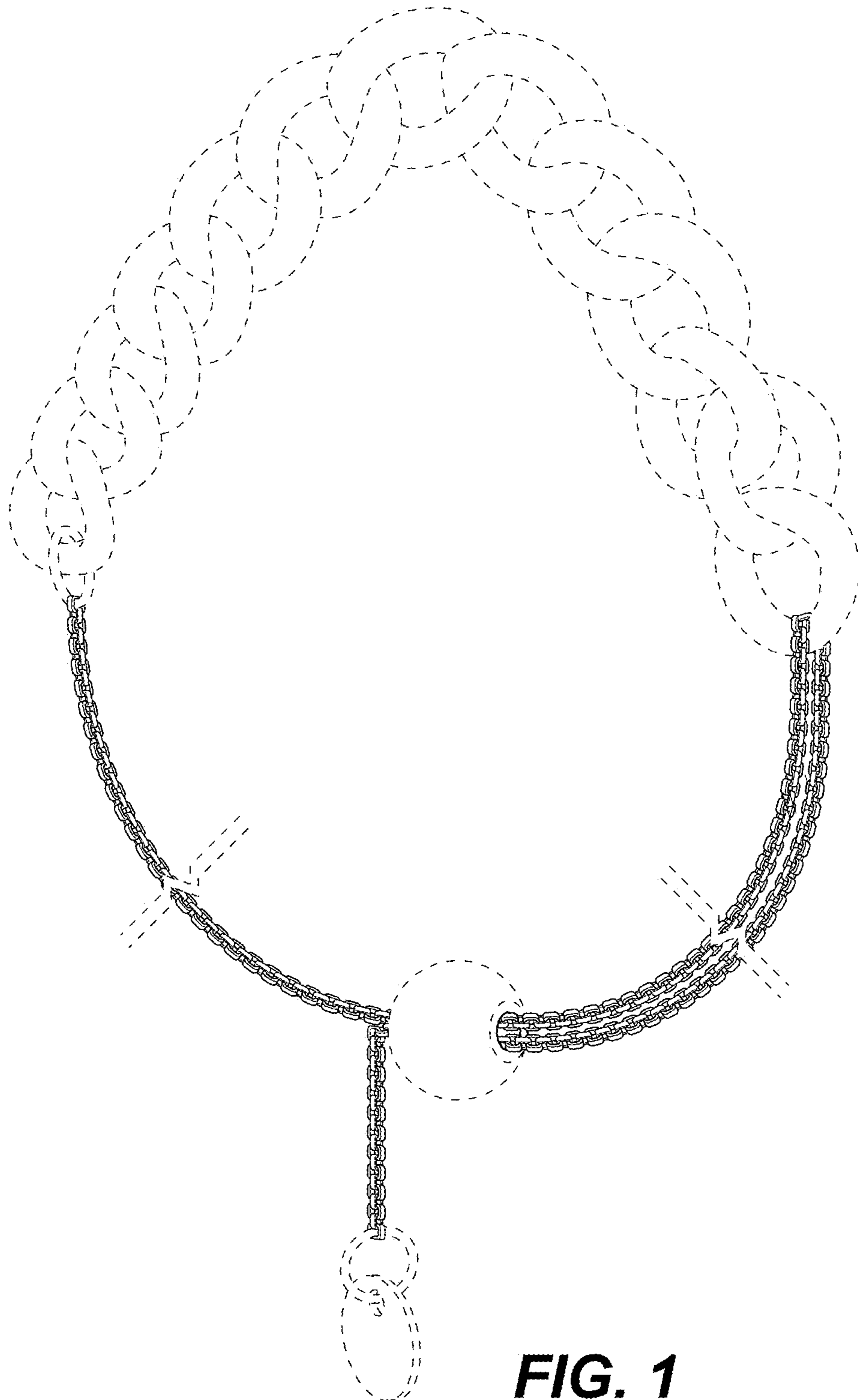


FIG. 1

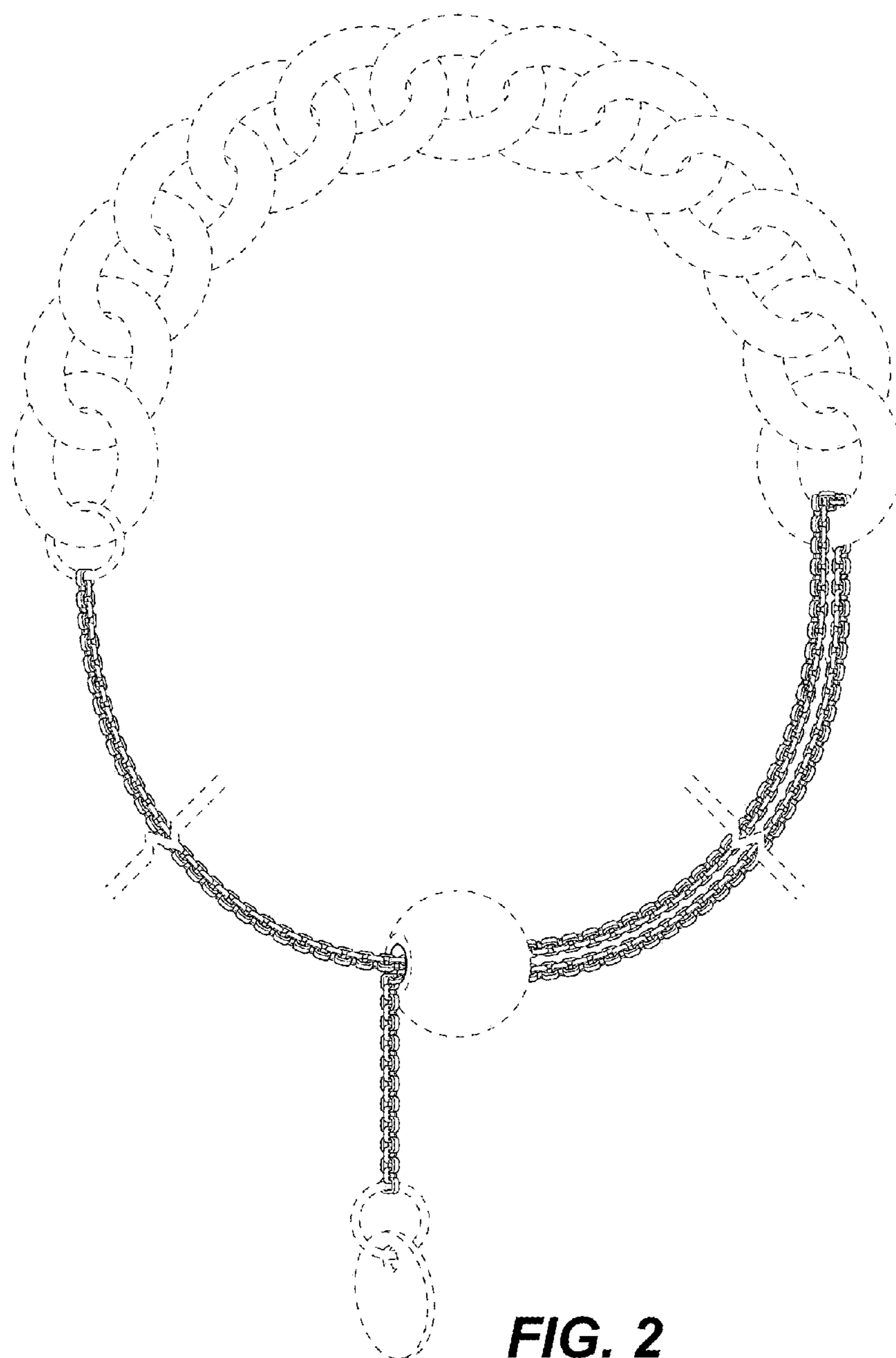
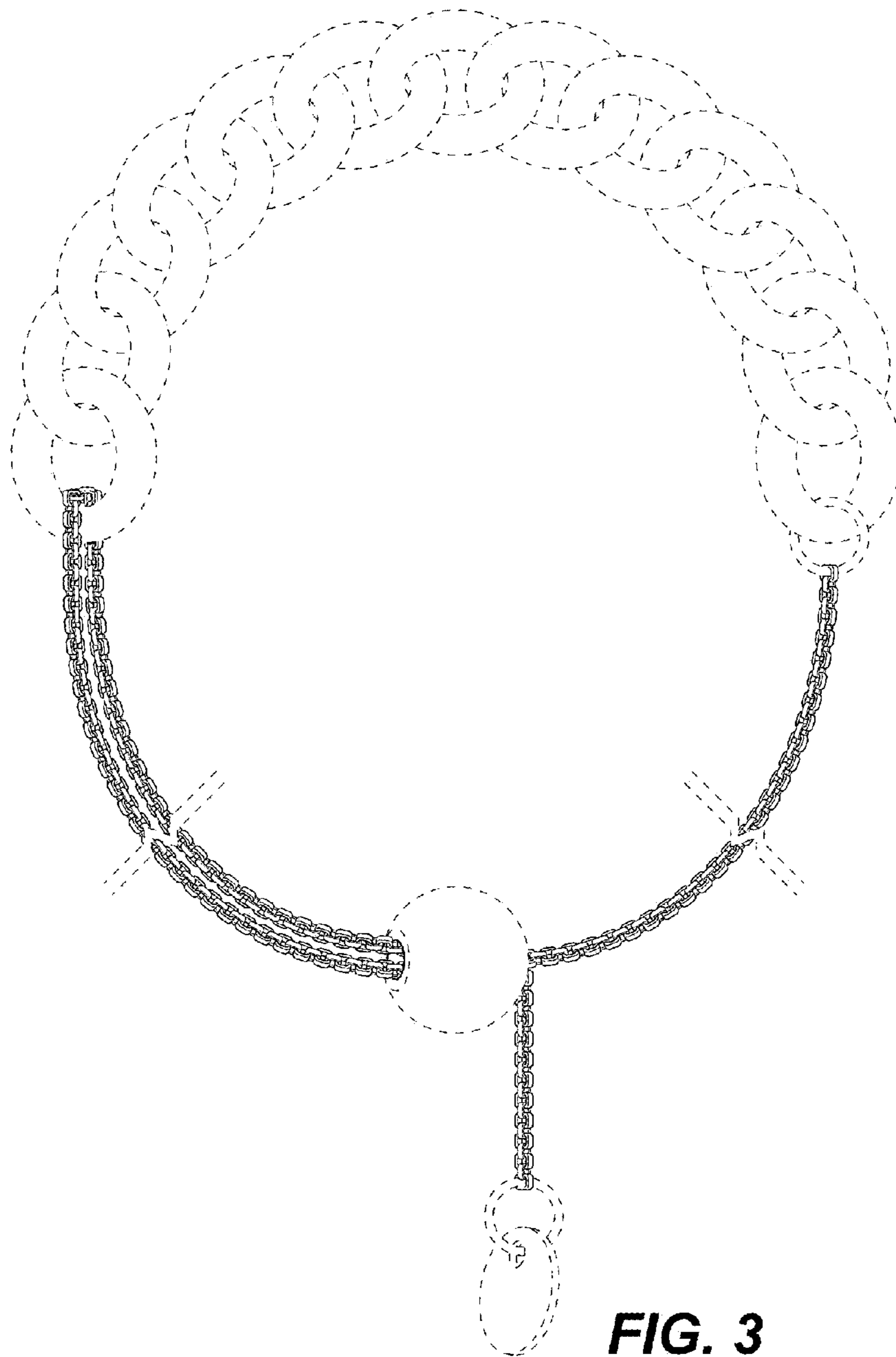


FIG. 2



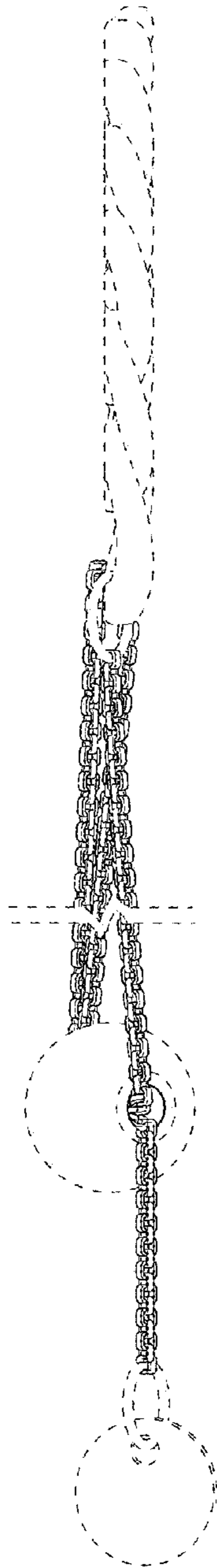


FIG. 4

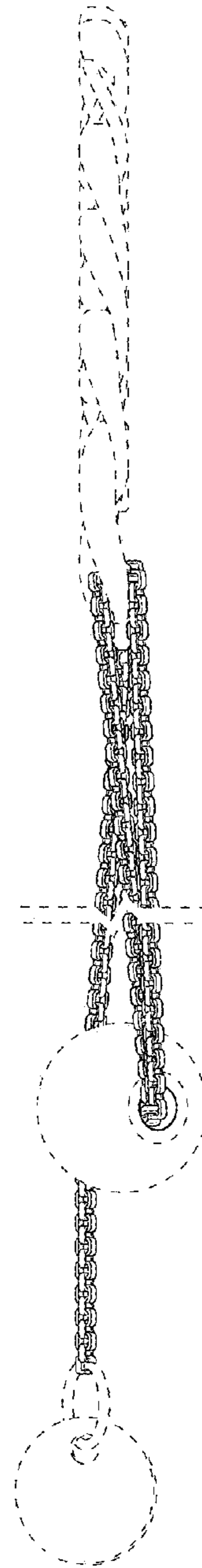


FIG. 5

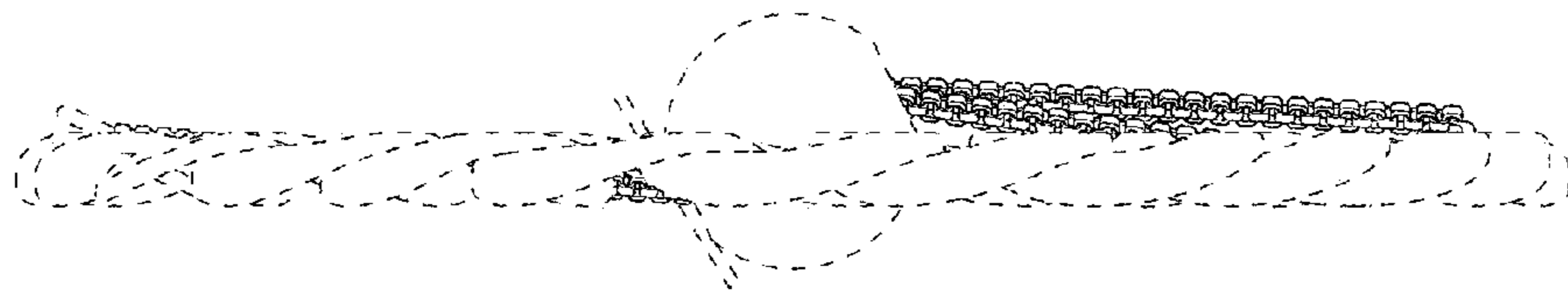


FIG. 6




FIG. 7