



US00D738771S

(12) **United States Design Patent**
Devries

(10) **Patent No.:** **US D738,771 S**

(45) **Date of Patent:** **** Sep. 15, 2015**

(54) **BRACELET**

(71) Applicant: **Owen Devries**, Los Angeles, CA (US)

(72) Inventor: **Owen Devries**, Los Angeles, CA (US)

(**) Term: **14 Years**

(21) Appl. No.: **29/494,935**

(22) Filed: **Jun. 25, 2014**

(51) **LOC (10) Cl.** **11-01**

(52) **U.S. Cl.**
USPC **D11/3**

(58) **Field of Classification Search**

USPC D11/1-29, 37-39, 86, 131, 131.1, 133,
D11/140, 155, 157; 63/1.11, 1.13-1.17, 3,
63/3.1, 3.2, 5.1, 6, 7, 12, 15, 15.1-15.3,
63/15.45, 15.5, 15.9, 21, 33, 40, 41, 42;
D10/30-32; 368/281-283

See application file for complete search history.

(56) **References Cited**

U.S. PATENT DOCUMENTS

4,999,747	A *	3/1991	Chen	63/3
D372,879	S *	8/1996	Partridge	D11/4
D394,411	S *	5/1998	Gozlan	D11/4
D414,129	S *	9/1999	Clegg	D11/4
6,216,490	B1 *	4/2001	Radley-Smith	63/3
D482,982	S *	12/2003	McAnally	D11/4
6,688,139	B2 *	2/2004	Tschetter	63/31
D520,396	S *	5/2006	Park	D11/4
D528,456	S *	9/2006	Thompson et al.	D11/27
D533,802	S *	12/2006	Thompson et al.	D11/27
8,225,626	B1 *	7/2012	Blau	63/11

OTHER PUBLICATIONS

Coordinates Collection Website, published Aug. 23, 2013, online. Site visited: Nov. 13, 2014. Internet URL:<"http://www.coordinatescollection.com/">.*

Just Three Things, published Sep. 18, 2013, online. Site visited Nov. 13, 2014. Internet URL:<"http://www.webelieveinstyle.net/2013/09/just-three-things.html">.*

Customized Coordinates, published Oct. 3, 2013, online. Site visited Nov. 13, 2014. Internet URL:<"http://www.wigglesandwine.com/2013/10/customized-coordinates.html">.*

What are your Coordinates?, published Sep. 17, 2013, online. Site visited Nov. 13, 2014. Internet URL:<"http://thezoereport.com/coordinates-collection-cuffs/">.*

* cited by examiner

Primary Examiner — Cynthia Ramirez

Assistant Examiner — Llorelys Martinez-Rivera

(74) *Attorney, Agent, or Firm* — Michael N. Cohen; Cohen IP Law Group PC

(57) **CLAIM**

The ornamental design for a bracelet, as shown and described.

DESCRIPTION

FIG. 1 is a front perspective view of a bracelet showing my new design;

FIG. 2 is a rear perspective view thereof;

FIG. 3 is a front view thereof;


FIG. 4 is a rear view thereof;

FIG. 5 is a side view thereof; and,

FIG. 6 is a bottom view thereof.

The broken line portions shown in FIGS. 1 through 5 illustrate environmental subject matter only and form no part of the claimed design.

1 Claim, 4 Drawing Sheets



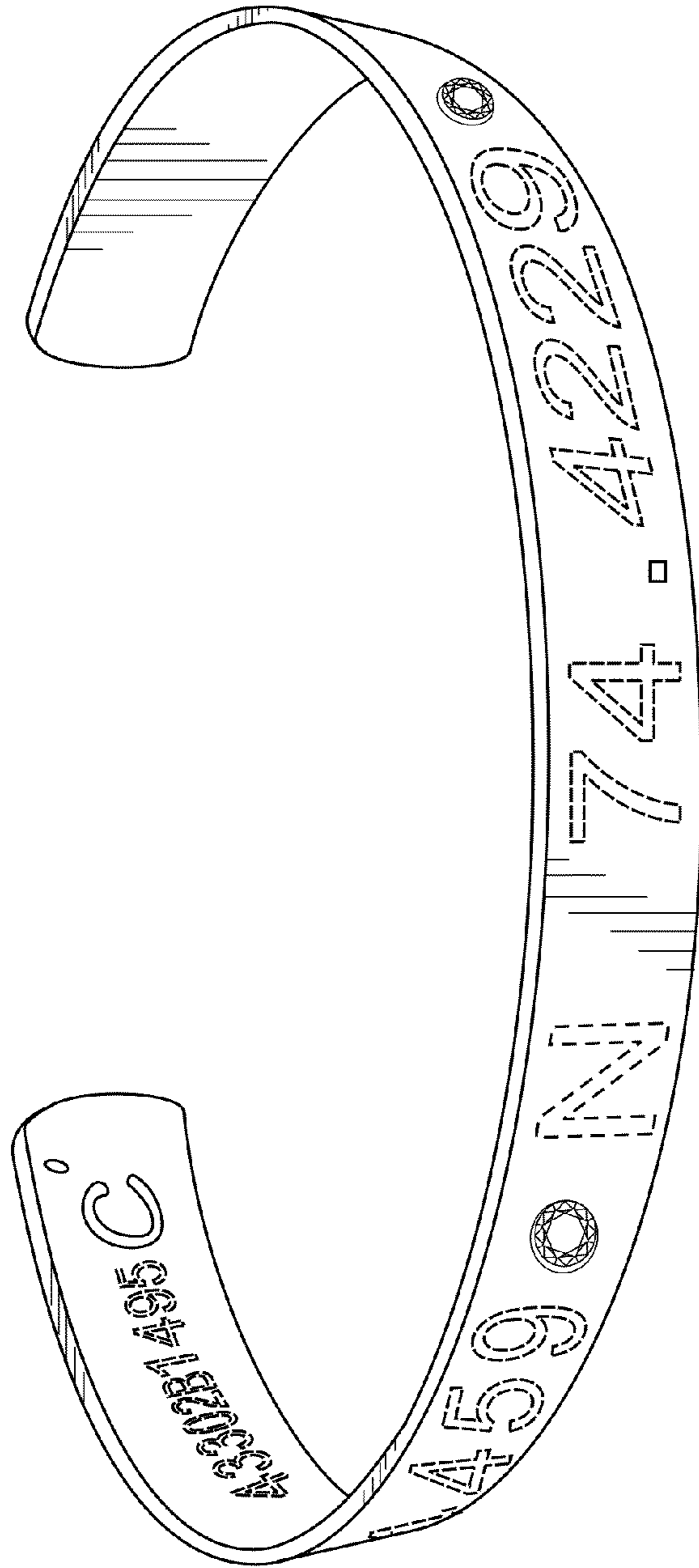


FIG. 1

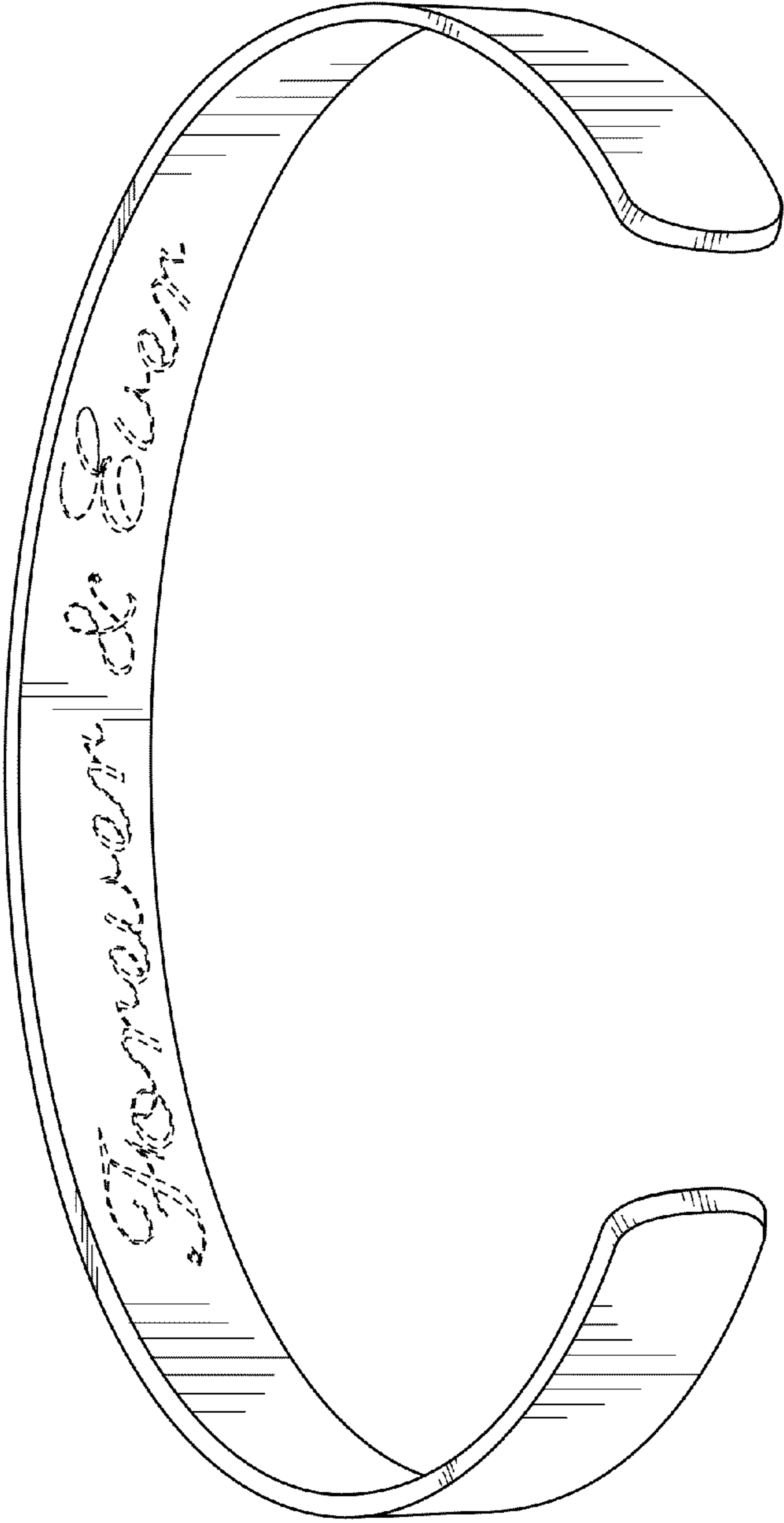


FIG. 2



FIG. 3




FIG. 4

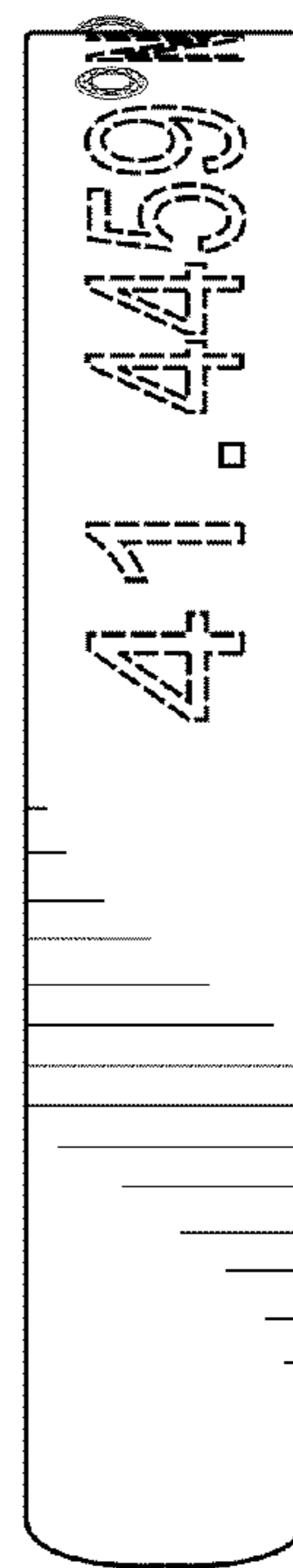


FIG. 5




FIG. 6