



US00D738769S

(12) **United States Design Patent**  
**Tan et al.**

(10) **Patent No.:** **US D738,769 S**

(45) **Date of Patent:** **\*\* \*Sep. 15, 2015**

(54) **WRISTBAND**

(71) Applicant: **Razer (Asia-Pacific) Pte. Ltd.,**  
Singapore (SG)

(72) Inventors: **Min-Liang Tan**, Singapore (SG);  
**Francois Laine**, San Francisco, CA  
(US); **Stephane Blanchard**, San  
Francisco, CA (US); **Yusuf Ali Roland**,  
Singapore (SG)

(73) Assignee: **RAZER (ASIA-PACIFIC) PTE. LTD.,**  
Singapore (SG)

(\*) Notice: This patent is subject to a terminal dis-  
claimer.

(\*\*) Term: **14 Years**

(21) Appl. No.: **29/491,975**

(22) Filed: **May 27, 2014**

(51) **LOC (10) Cl.** ..... **11-01**

(52) **U.S. Cl.**  
USPC ..... **D11/3**

(58) **Field of Classification Search**  
USPC ..... D11/1-30, 200, 213, 216, 220; 63/1.11,  
63/1.13, 1.14, 1.15, 1.16, 1.17, 3, 3.1, 3.2,  
63/5.1, 6, 7, 12, 15, 15.1, 15.2, 15.3,  
63/15.45, 15.5, 21, 24, 25, 33, 38, 40, 41;  
D10/30-32; 368/276-278, 281-283;  
D14/344; D24/165, 167, 186, 187,  
D24/215; D30/151-153  
CPC ..... G04B 37/005; G04B 37/1486; G04B  
37/1413; G04B 37/22; G04B 45/0069; G04B  
45/0092; G04B 43/002; G04B 47/04; G04B  
47/046; A44C 5/00; A44C 5/0053  
See application file for complete search history.

(56) **References Cited**

**U.S. PATENT DOCUMENTS**

D343,590 S \* 1/1994 Dubs ..... D11/20  
D392,585 S \* 3/1998 Kohl ..... D11/26

D562,175 S \* 2/2008 Miller ..... D11/35  
D600,571 S \* 9/2009 Singer ..... D10/32  
D608,236 S \* 1/2010 Akdemir ..... D11/26  
D643,428 S \* 8/2011 Janky et al. .... D14/344  
8,028,413 B2 \* 10/2011 Miller ..... 63/15  
D671,858 S \* 12/2012 Cobbett et al. .... D11/3  
D677,190 S \* 3/2013 Cobbett et al. .... D11/3  
D680,020 S \* 4/2013 Cobbett et al. .... D11/3  
D684,497 S \* 6/2013 Cobbett et al. .... D11/3  
D688,584 S \* 8/2013 Cobbett et al. .... D11/3  
D688,585 S \* 8/2013 Ohnemus et al. .... D11/3  
D690,218 S \* 9/2013 Cobbett et al. .... D11/3  
D710,220 S \* 8/2014 Daniel ..... D10/32  
D711,002 S \* 8/2014 Ohnemus et al. .... D24/186  
D717,956 S \* 11/2014 Alexander et al. .... D24/167  
2008/0236195 A1 \* 10/2008 Woebke ..... 63/7  
2009/0168612 A1 \* 7/2009 Robin et al. .... 368/282  
2014/0137600 A1 \* 5/2014 Rich et al. .... 63/11

\* cited by examiner

*Primary Examiner* — Cynthia Ramirez

*Assistant Examiner* — Lloreys Martinez-Rivera

(74) *Attorney, Agent, or Firm* — Novak Druce Connolly  
Bove + Quigg LLP

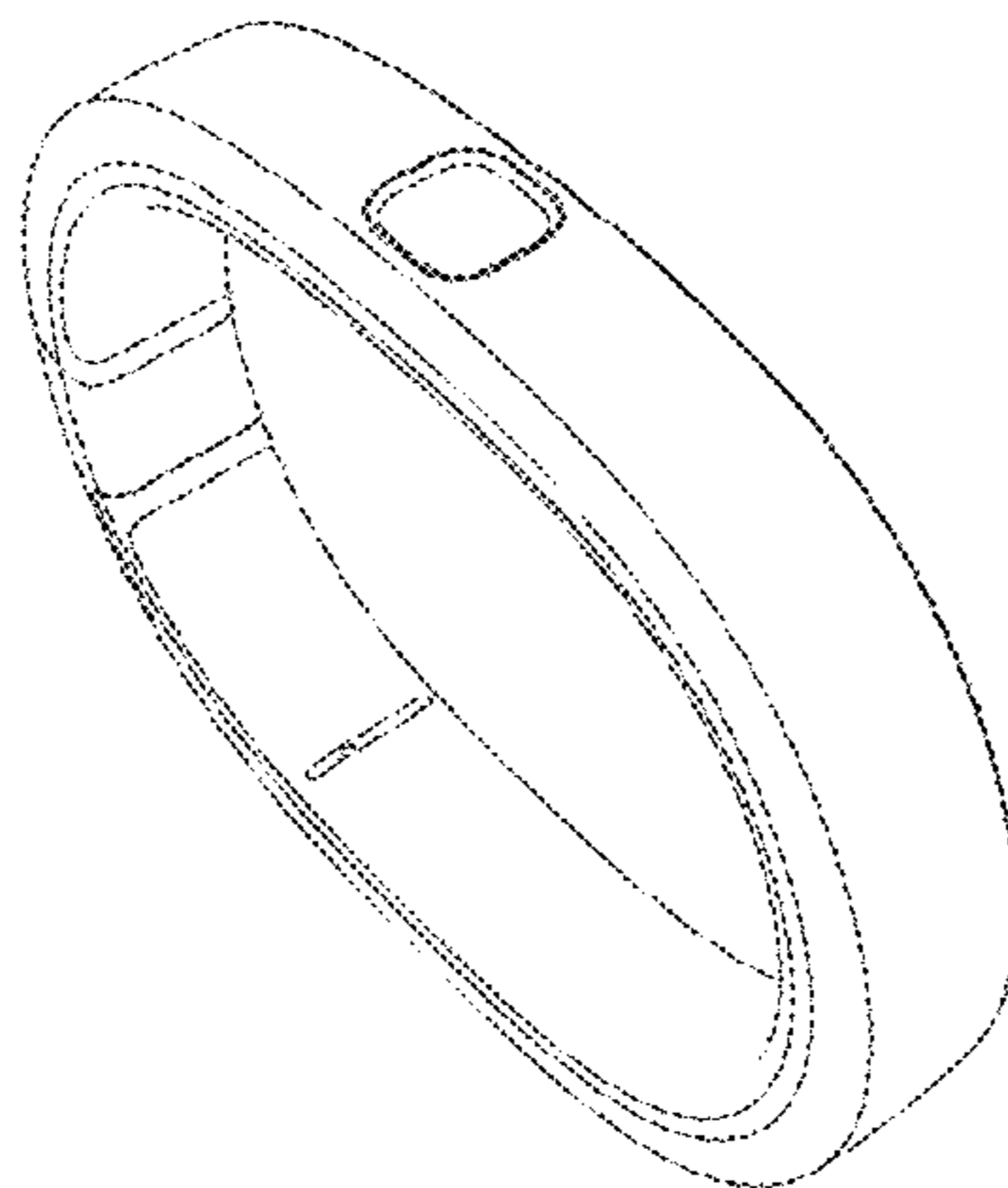
(57) **CLAIM**

We claim the ornamental design for a wristband, as shown  
and described.

**DESCRIPTION**

FIG. 1 is a top perspective view of a wristband showing our  
new design;  
FIG. 2 is a bottom perspective view thereof;  
FIG. 3 is a side view thereof;  
FIG. 4 is a bottom view thereof;  
FIG. 5 is a top view thereof;  
FIG. 6 is a left-side view thereof;  
FIG. 7 is a right-side view thereof;  
FIG. 8 is a side view thereof, showing the wristband in an  
open position; and,  
FIG. 9 is a front perspective view thereof, showing the wrist-  
band in the open position.

**1 Claim, 9 Drawing Sheets**



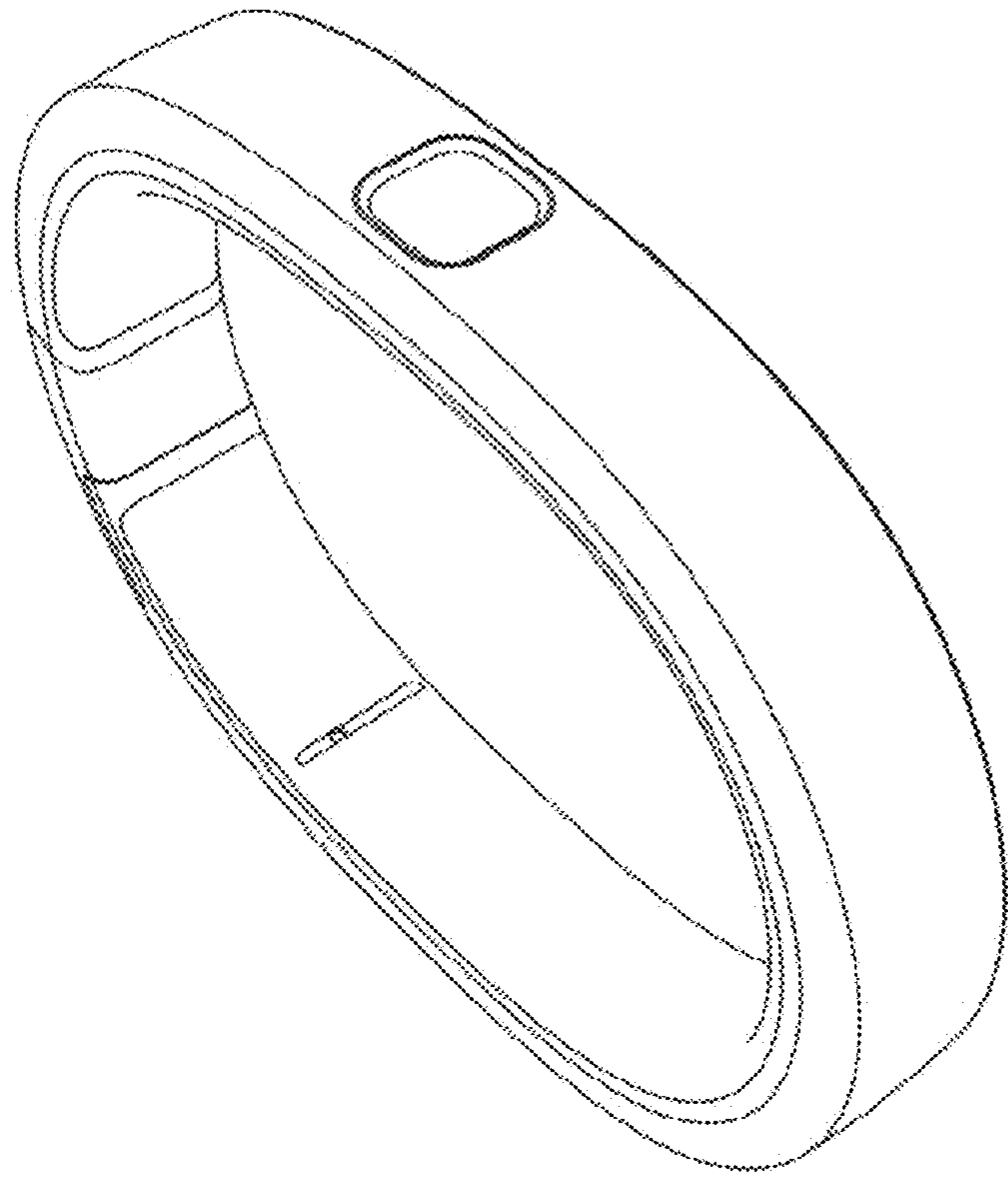


FIG. 1

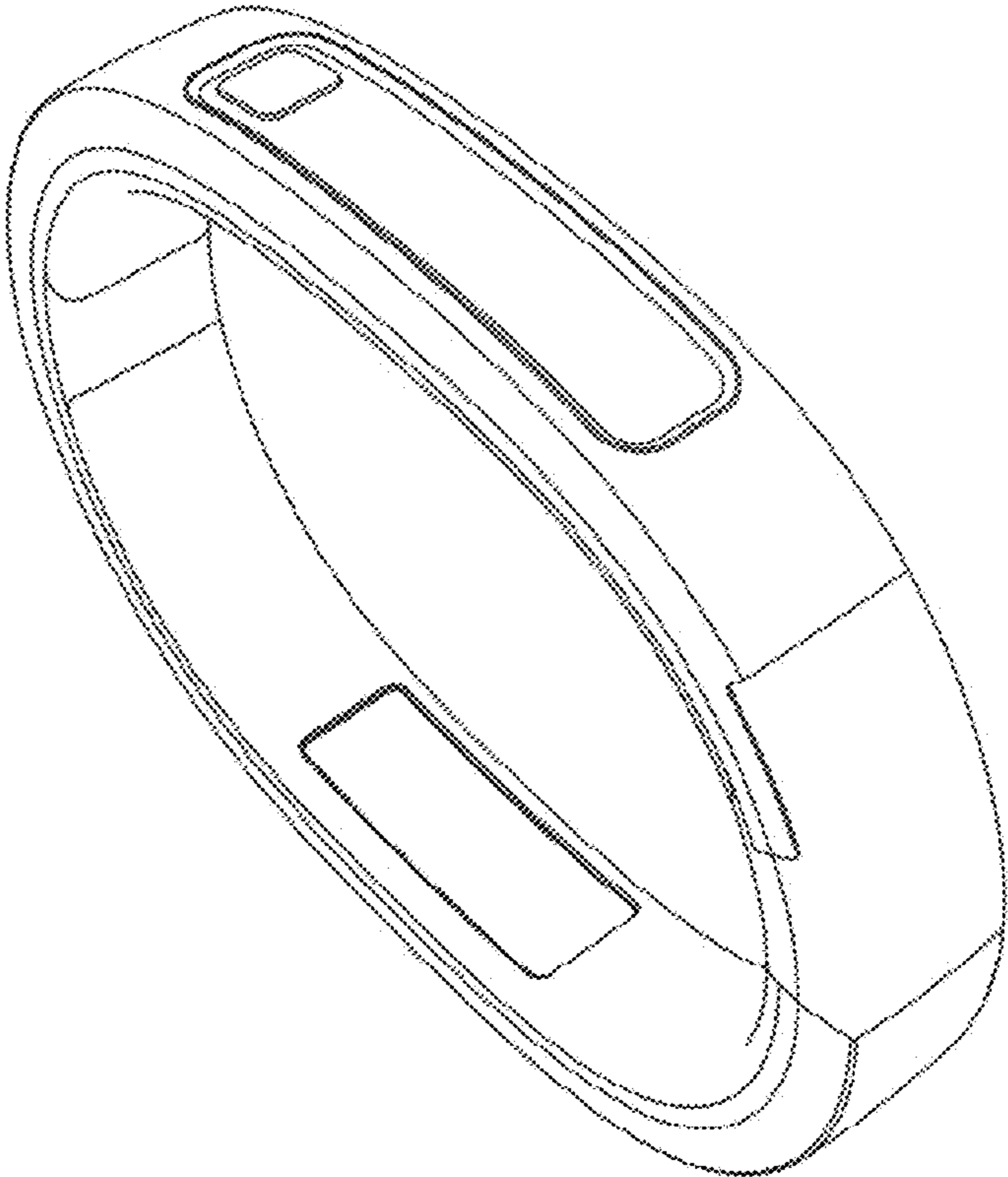


FIG. 2

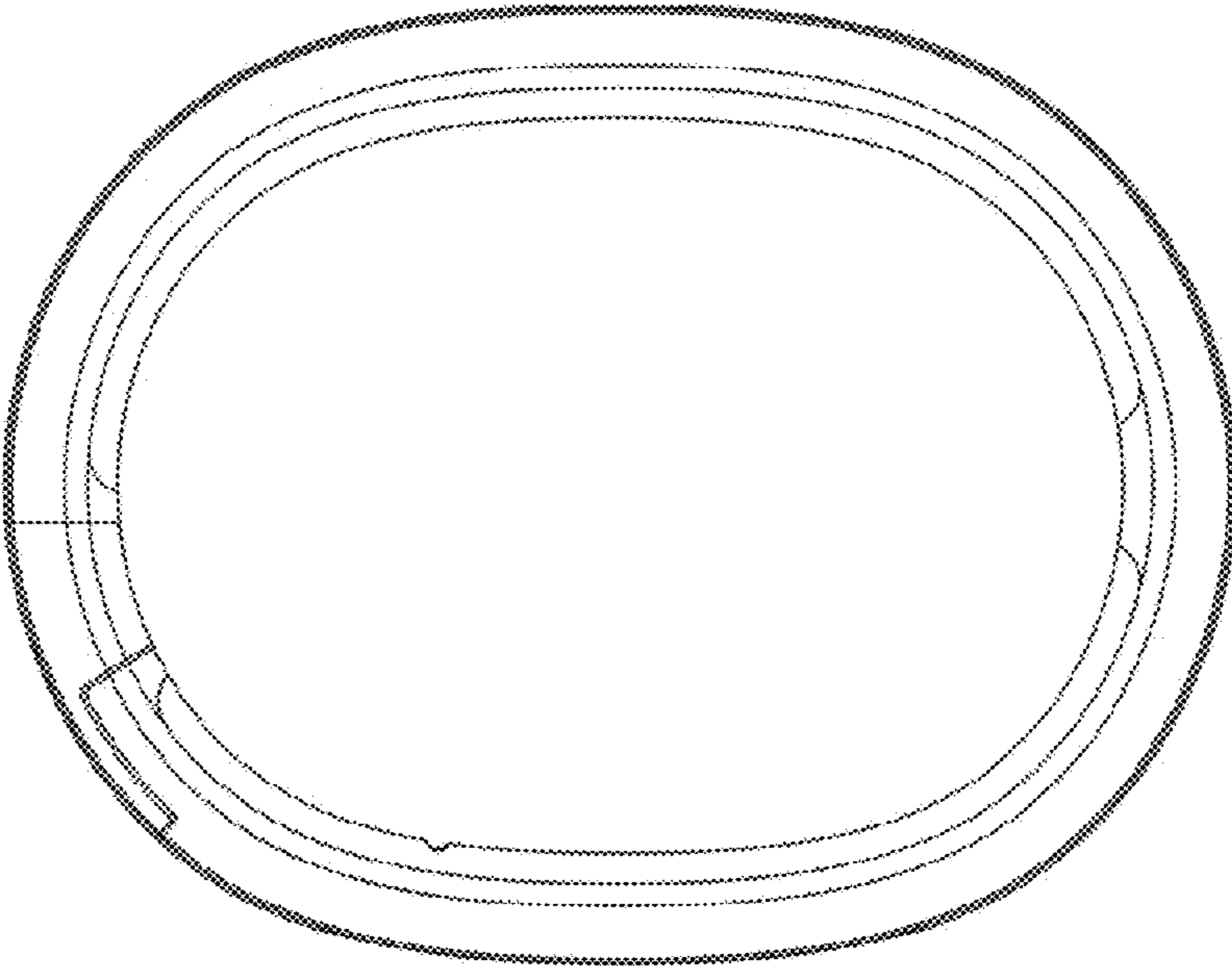


FIG. 3




FIG. 4

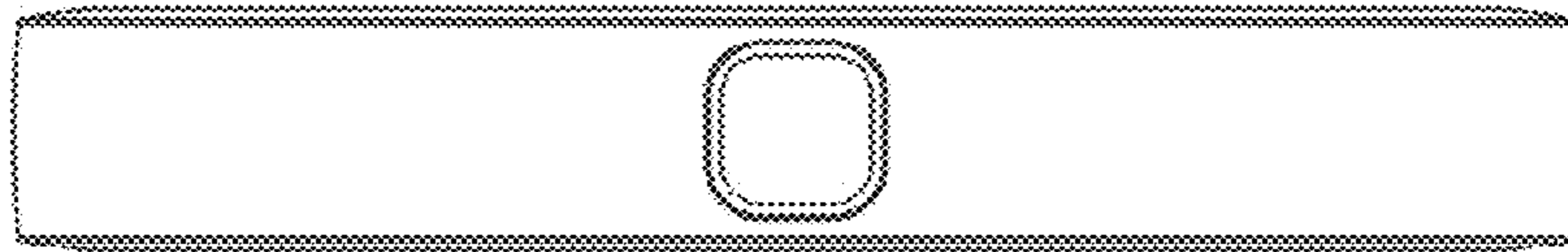


FIG. 5




FIG. 6




FIG. 7



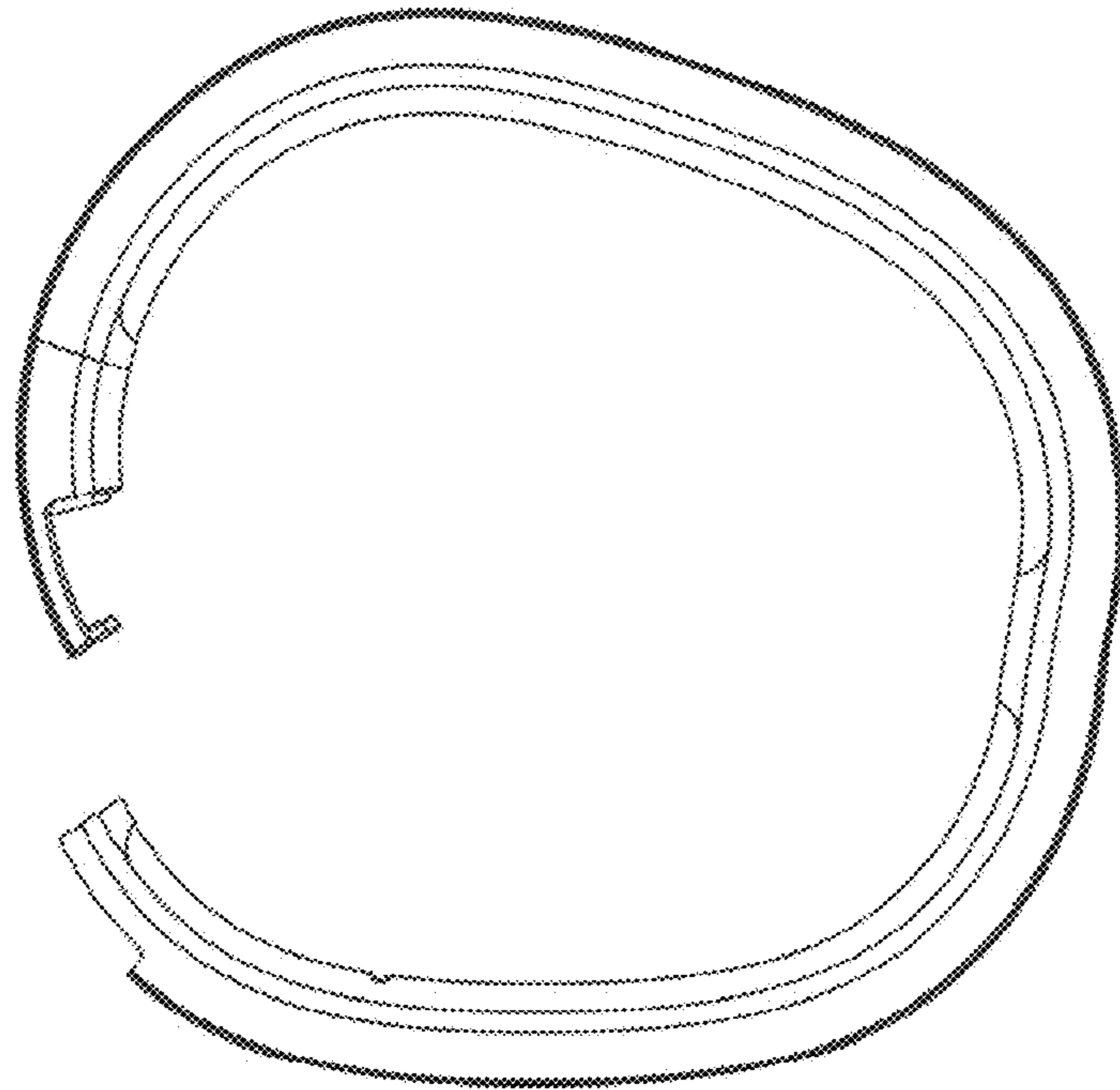


FIG. 8

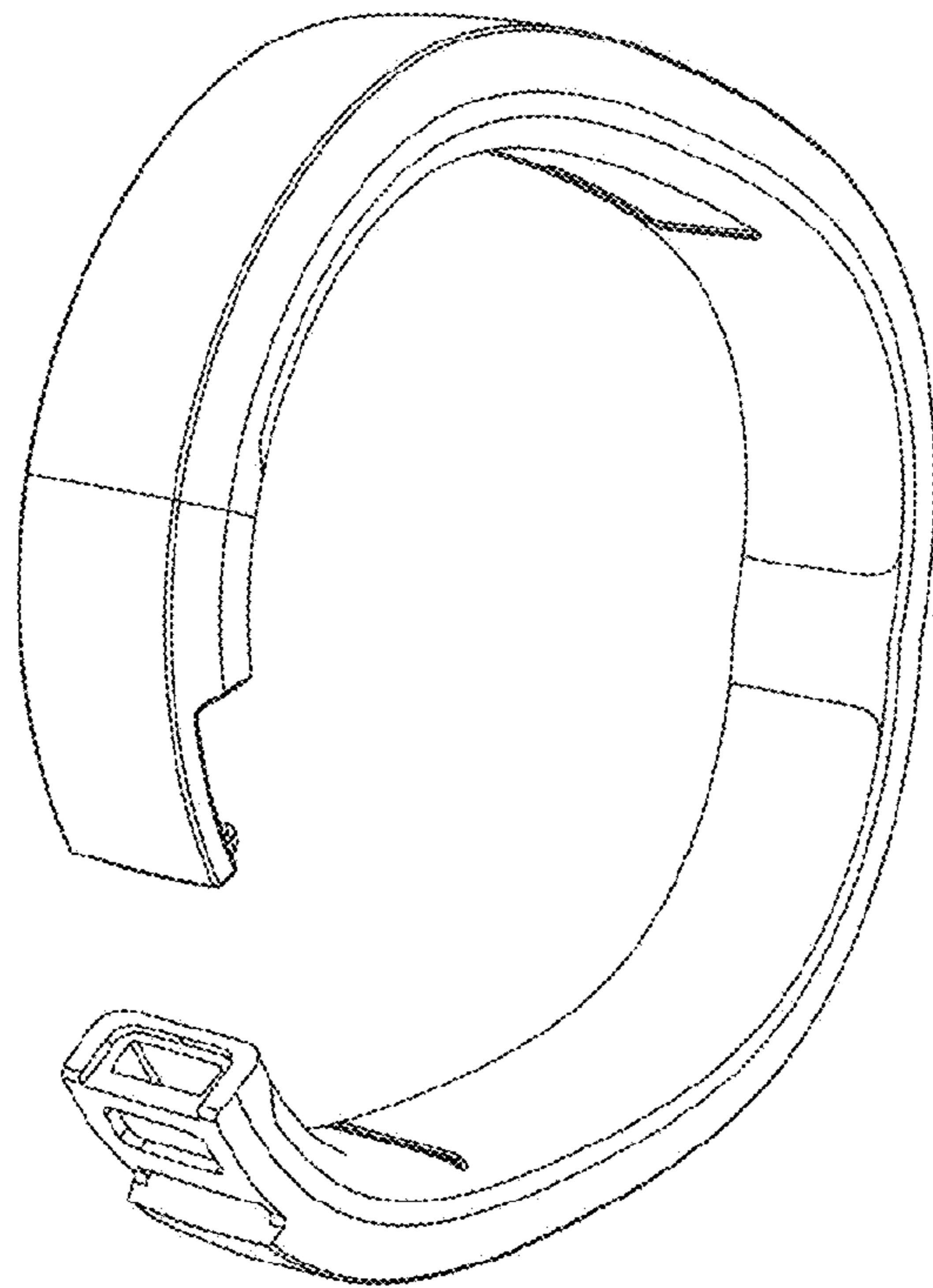


FIG. 9