



US00D738757S

(12) **United States Design Patent**  
**Gross et al.**

(10) **Patent No.:** **US D738,757 S**  
(45) **Date of Patent:** **\*\* \*Sep. 15, 2015**

(54) **NON-TOUCH THERMOMETER**

(56) **References Cited**

(71) Applicant: **Arc Devices, LTD**, Belfast (GB)

U.S. PATENT DOCUMENTS

(72) Inventors: **Irwin Gross**, Boca Raton, FL (US);  
**Jason Bodnick**, Boca Raton, FL (US);  
**Eugene Canavan**, Bray (IE); **David Fleming**, Bray (IE); **Terence Kealy**,  
Bray (IE); **Roisin Molloy**, Belfast (GB)

D292,680 S \* 11/1987 Chan ..... D10/57  
D300,727 S \* 4/1989 Fukushima ..... D10/57  
D570,714 S \* 6/2008 Aulwes et al. .... D10/57  
D689,381 S \* 9/2013 Branck et al. .... D10/57

\* cited by examiner

(73) Assignee: **ARC Devices, Ltd.**, Galway (IE)

*Primary Examiner* — Antoine D Davis

(74) *Attorney, Agent, or Firm* — Michael G. Smith, Esq.

(\*) Notice: This patent is subject to a terminal disclaimer.

(57) **CLAIM**

The ornamental design for a non-touch thermometer, as shown and described.

(\*\*) Term: **14 Years**

**DESCRIPTION**

(21) Appl. No.: **29/507,286**

FIG. 1 is an isometric front and side view diagram of a non-touch thermometer;

(22) Filed: **Oct. 26, 2014**

FIG. 2 is a front-side view diagram of a non-touch thermometer, thereof;

(51) **LOC (10) Cl.** ..... **10-04**

FIG. 3 is a back-side view diagram of a non-touch thermometer, thereof;

(52) **U.S. Cl.**

USPC ..... **D10/57**

FIG. 4 is a right-side view diagram of a non-touch thermometer, thereof;

(58) **Field of Classification Search**

USPC ..... D10/57, 58, 60

CPC ..... G01J 5/00–2005/626; G01K 1/00–1/26;

G01K 3/00–2003/145; G01K 5/00–5/72;

G01K 7/00–7/427; G01K 9/00; G01K

11/00–2011/324; G01K 13/00–13/125; G01K

15/00–15/007


FIG. 5 is a left-side view diagram of a non-touch thermometer, thereof;

FIG. 6 is a top-side view diagram of a non-touch thermometer, thereof; and,

FIG. 7 is a bottom-side view diagram of a non-touch thermometer, thereof.

See application file for complete search history.

**1 Claim, 7 Drawing Sheets**



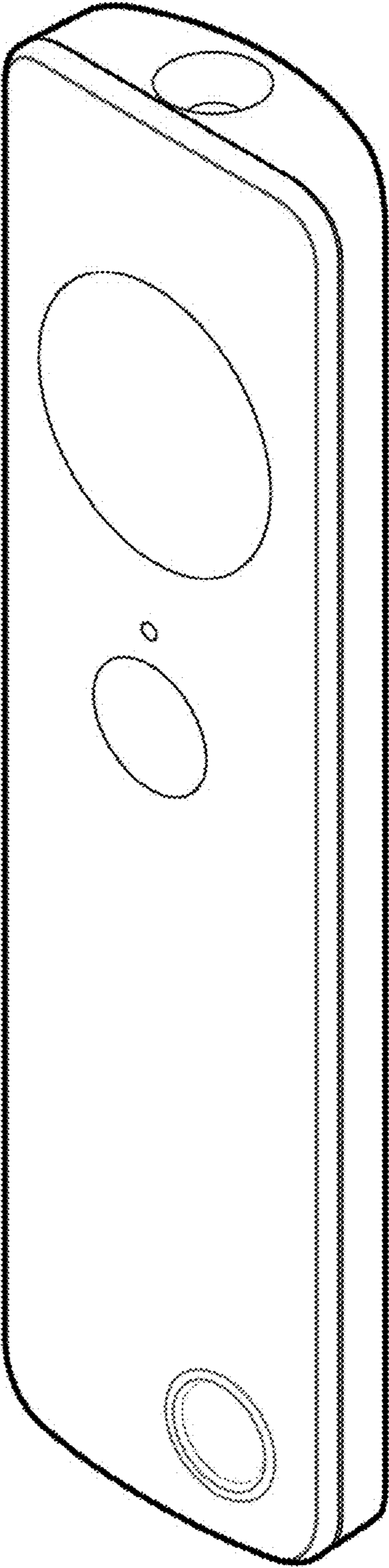


FIG. 1

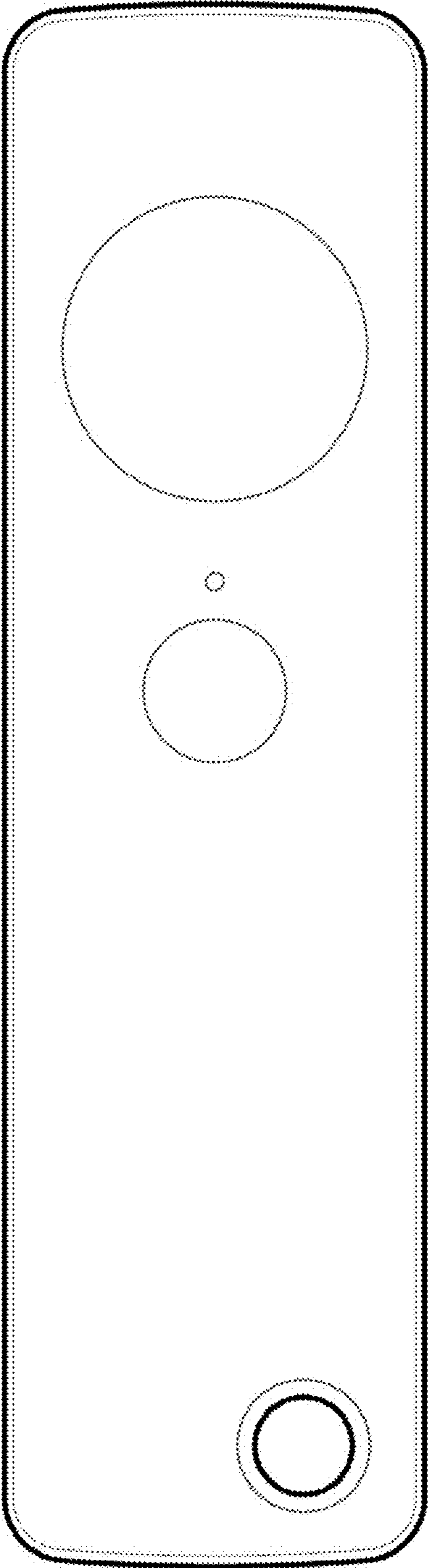


FIG. 2




FIG. 3




FIG. 4




FIG. 5

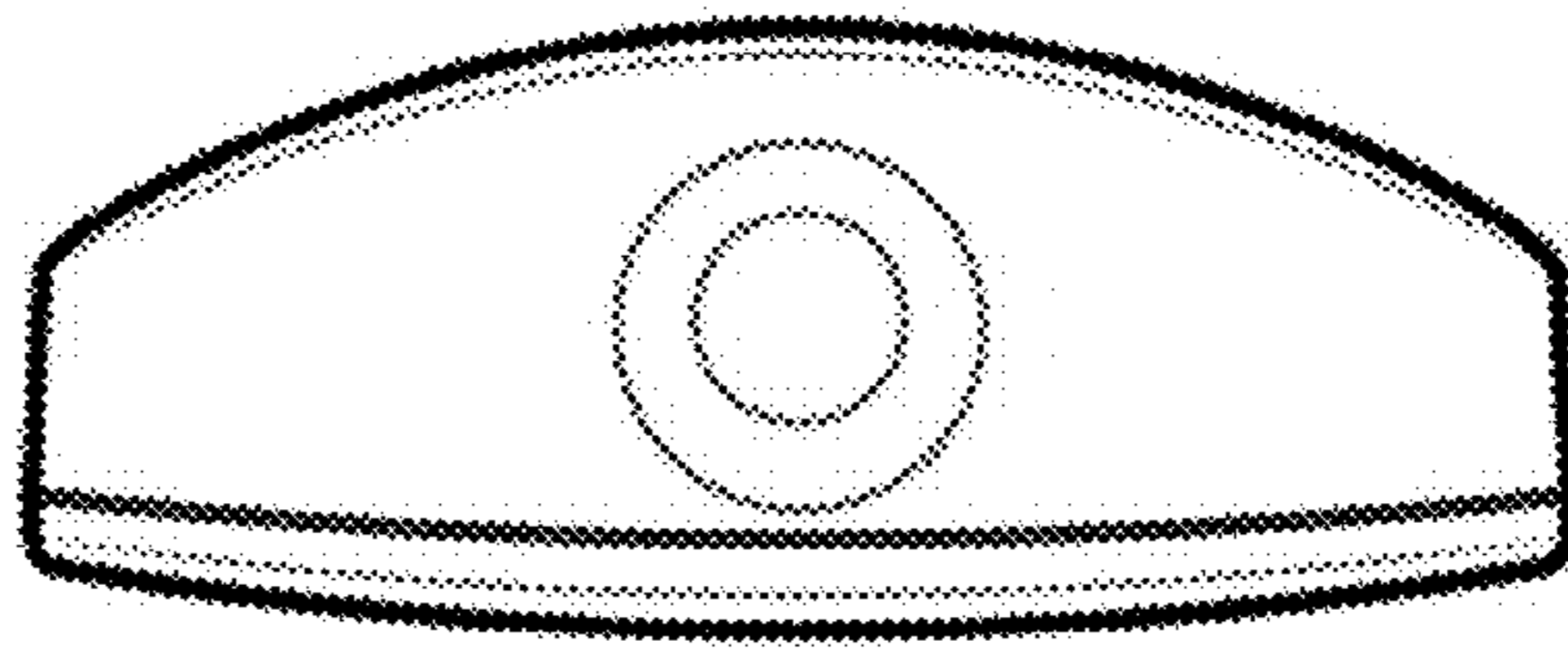


FIG. 6

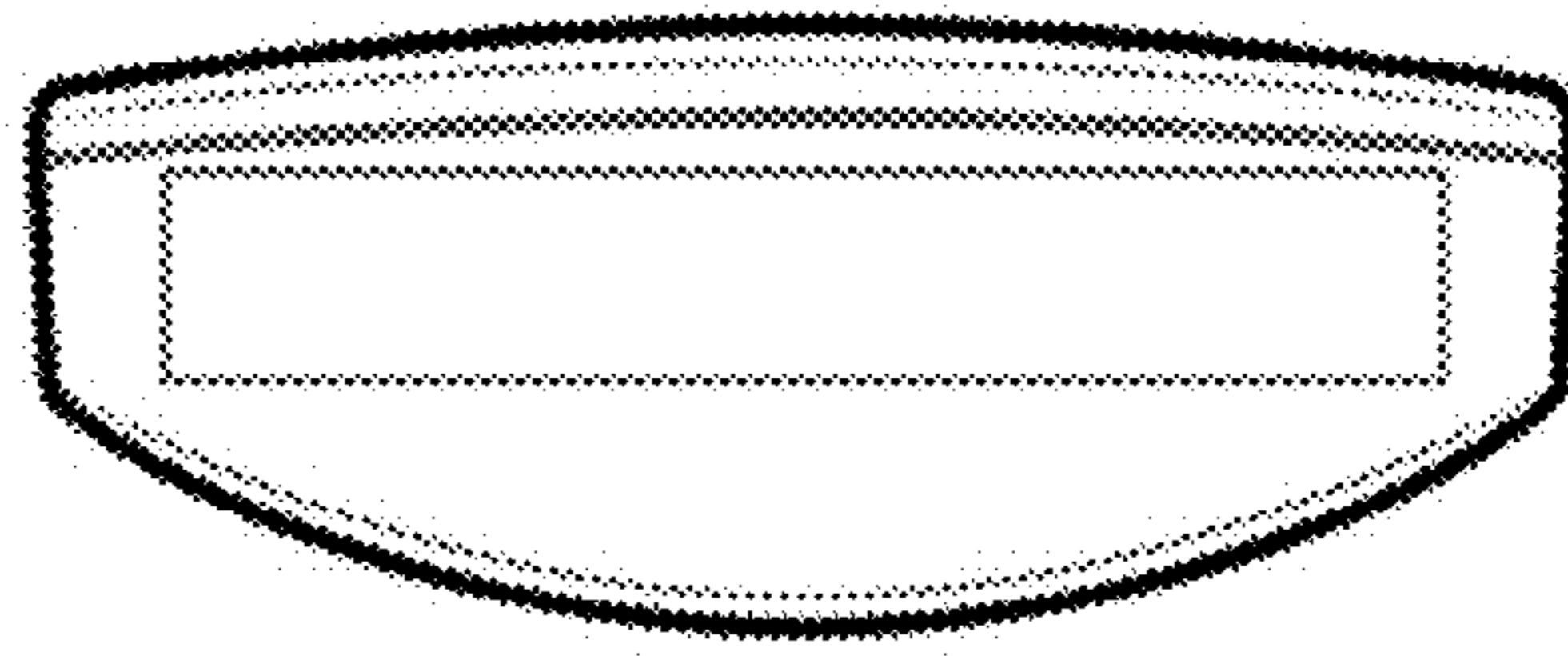


FIG. 7