

US00D738753S

(12) **United States Design Patent**  
**Edgar**

(10) **Patent No.:** **US D738,753 S**

(45) **Date of Patent:** **\*\* \*Sep. 15, 2015**

(54) **THERMOSTAT**

(56) **References Cited**

(71) Applicant: **Pro1 IAQ Inc.**, Springfield, MO (US)

U.S. PATENT DOCUMENTS

(72) Inventor: **Jeffrey Steven Edgar**, Boulder, CO (US)

D421,399 S *	3/2000	Bennett et al.	.....	D10/50
D431,199 S *	9/2000	Bennett et al.	.....	D10/50
D556,609 S *	12/2007	Rhodes	.....	D10/50
D614,975 S *	5/2010	Fisher	.....	D10/50
D646,185 S *	10/2011	Edgar	.....	D10/50
D646,186 S *	10/2011	Edgar	.....	D10/50
D646,187 S	10/2011	Edgar	.....	
D662,838 S	7/2012	Morrow	.....	
D662,839 S	7/2012	Morrow	.....	
D662,840 S	7/2012	Morrow	.....	
D663,224 S	7/2012	Morrow	.....	
D666,927 S	9/2012	Krumpe et al.	.....	
8,300,262 B2 *	10/2012	Lapstun et al.	.....	358/1.18
D705,092 S *	5/2014	Edgar	.....	D10/50
D705,093 S *	5/2014	Edgar	.....	D10/50

(73) Assignee: **Pro1 IAQ, Inc.**, Springfield, MO (US)

(\*) Notice: This patent is subject to a terminal disclaimer.

(\*\*) Term: **14 Years**

(21) Appl. No.: **29/484,652**

(22) Filed: **Mar. 12, 2014**

(51) **LOC (10) Cl.** ..... **10-04**

\* cited by examiner

(52) **U.S. Cl.**  
USPC ..... **D10/50**

*Primary Examiner* — Antoine D Davis

(58) **Field of Classification Search**

(74) *Attorney, Agent, or Firm* — Clark & Brody

USPC ..... D10/49–50, 103; D13/162; 55/279, 55/DIG. 7; 62/176.6, 125–130, 78, 180, 62/186; 73/23.2, 23.34, 31.01, 31.02, 431, 73/170.16–170.19, 170.21–170.25, 73/863.12, 29.02, 335.01–335.14; 220/3.2; 236/46 R, 47, 94, 44 C, 44 R, 236/49.3, 44 A, 96, 1 B, 1 C, 1 E, 1 EA, 1 EB, 236/1 F, 1 G, 1 H, 9 R; 337/112, 327, 360; 340/602, 627, 632, 634; 349/56–72; 454/229, 239, 256, 257, 258; 700/18, 700/159, 181, 276, 277, 278

CPC ..... F23N 5/20; F23N 5/203; F23N 5/206; F23N 5/18; F23N 5/184; F23N 5/187; F23N 5/22; F23N 2025/12; F23N 2041/02; F24F 11/00; F24F 11/0012; F24F 11/0009; F24F 11/001; F24F 2011/0057; F24F 2011/0073; F24F 2011/0091

See application file for complete search history.

(57) **CLAIM**

The ornamental design for a thermostat, as shown and described.

**DESCRIPTION**

FIG. 1 is a front perspective view of a thermostat showing my new design.

FIG. 2 is a front view thereof.

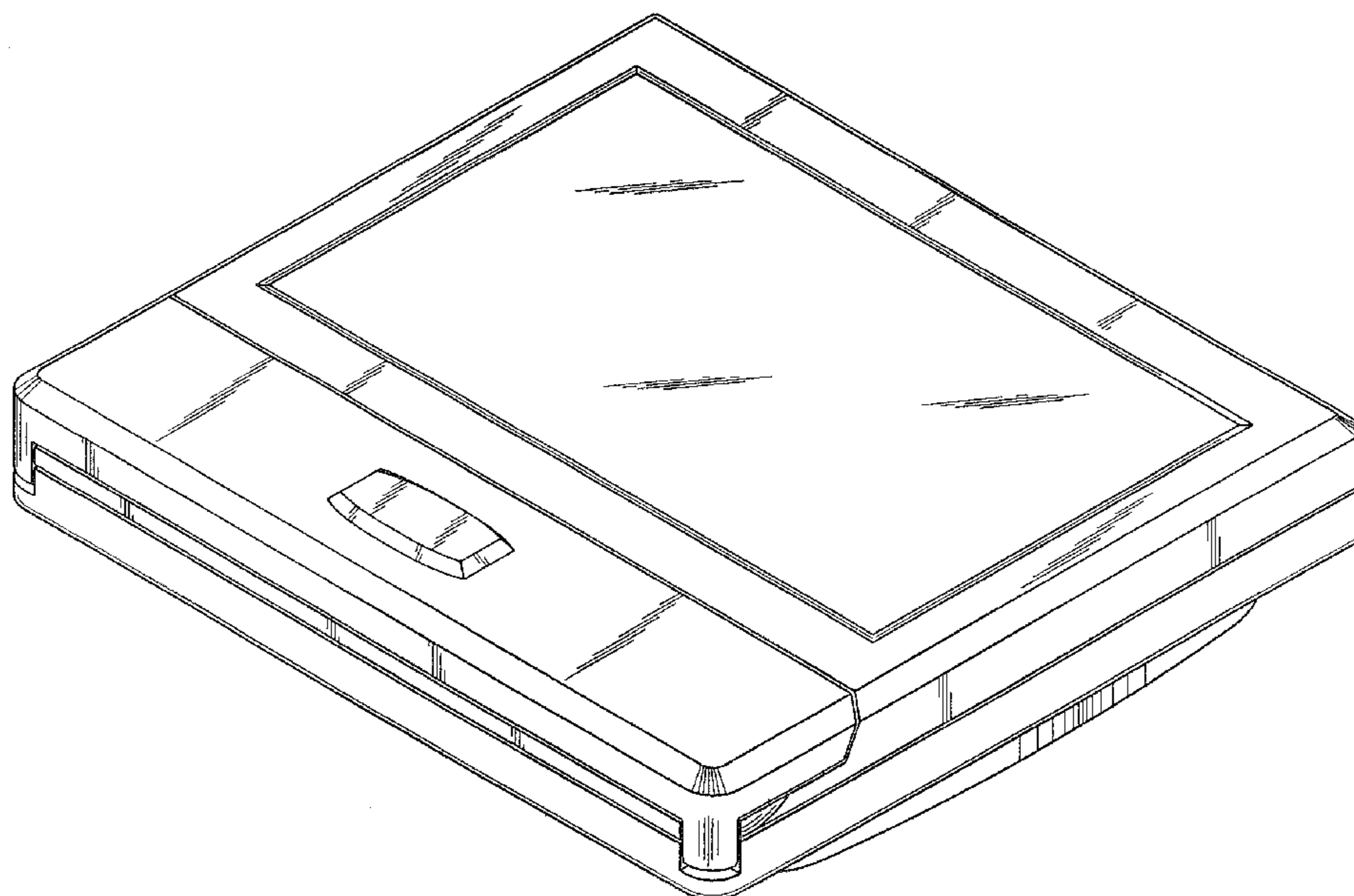
FIG. 3 is a left side elevation view thereof. The right side elevation view is a mirror image of FIG. 3.

FIG. 4 is a top plan view thereof.

FIG. 5 is a bottom view thereof; and,

FIG. 6 is a rear elevation view thereof.

**1 Claim, 5 Drawing Sheets**



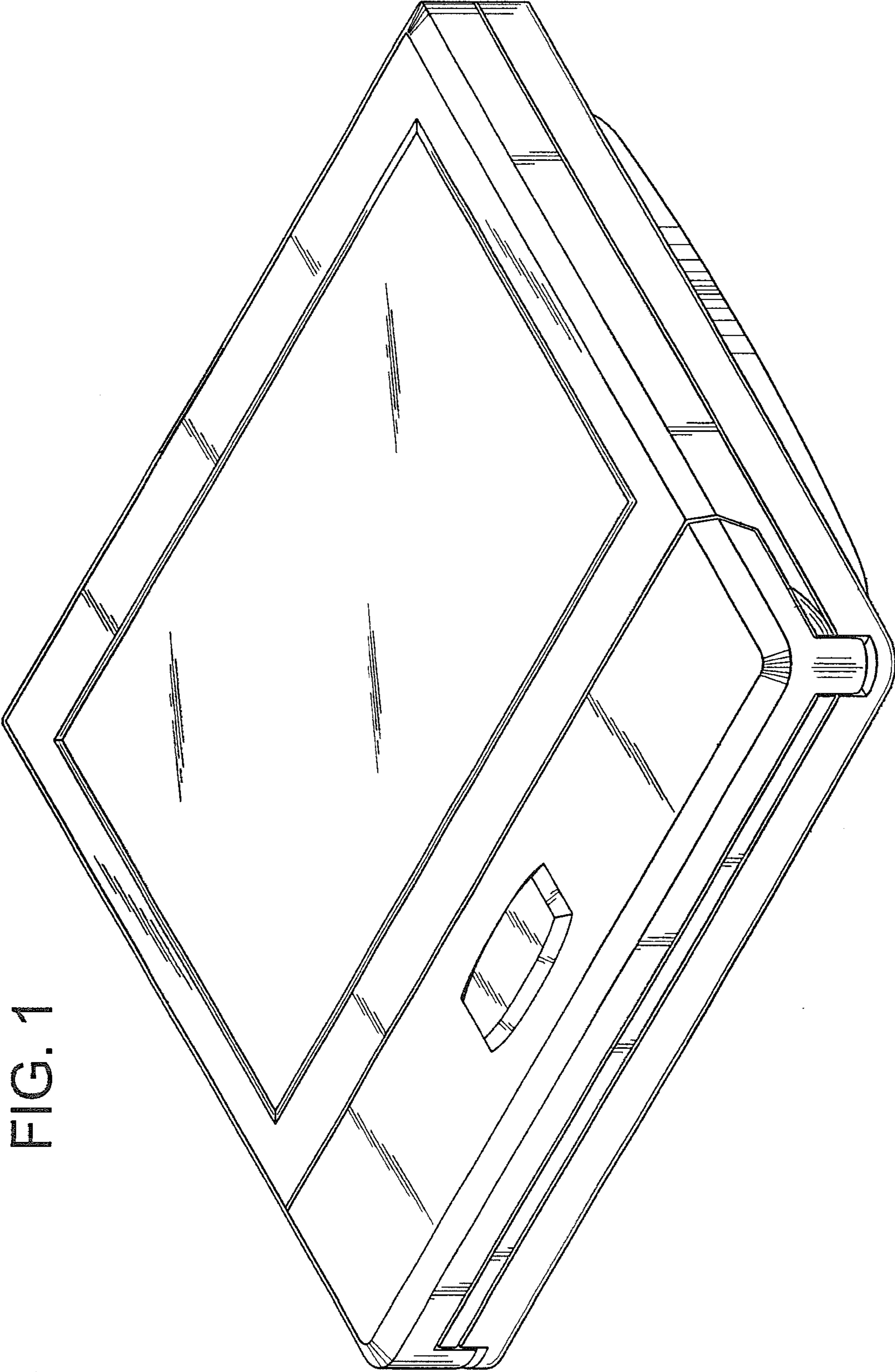


FIG. 1

FIG. 2




FIG. 3

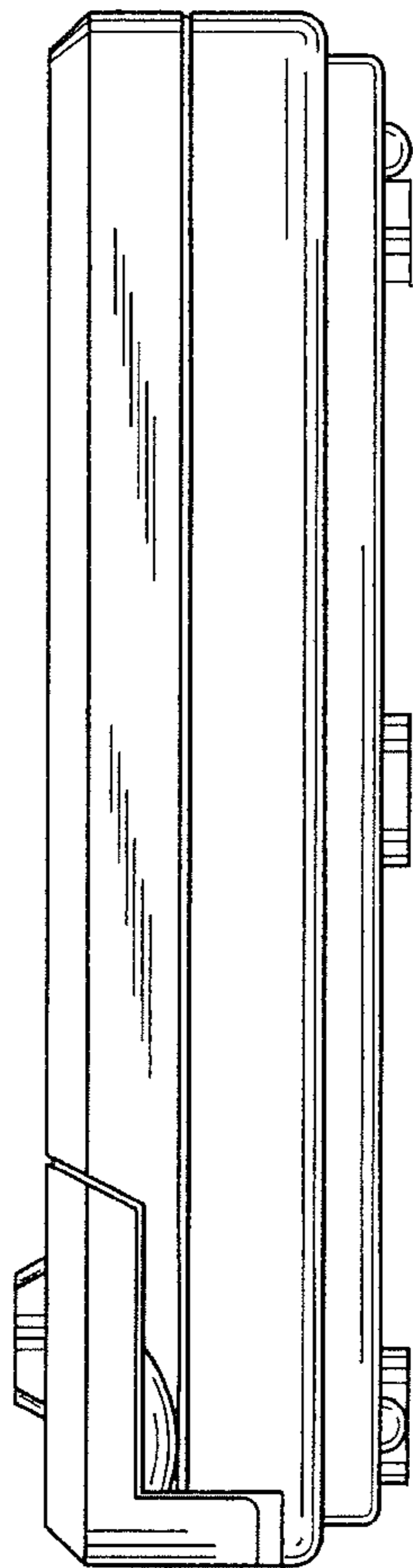




FIG. 4

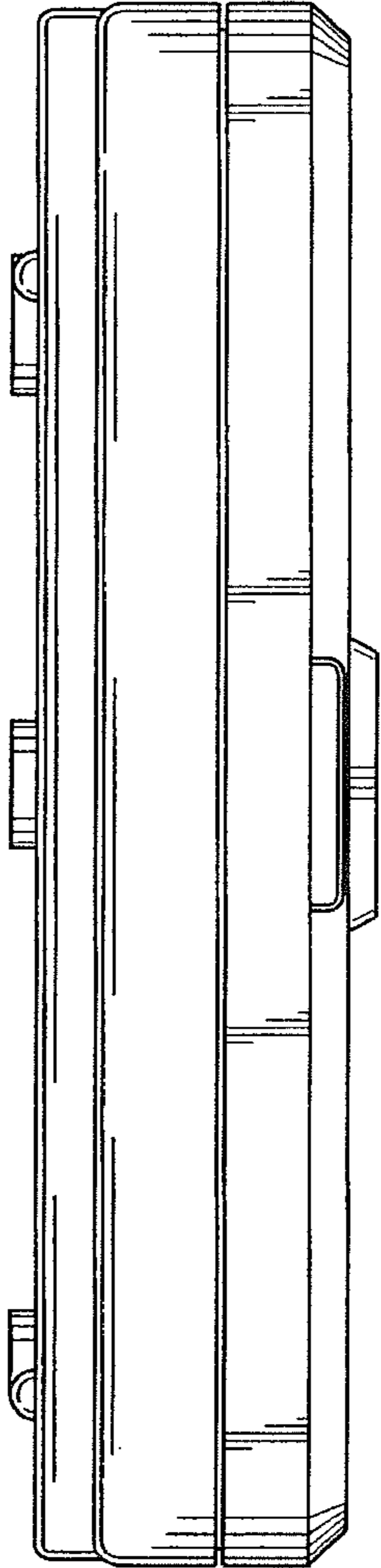


FIG. 5

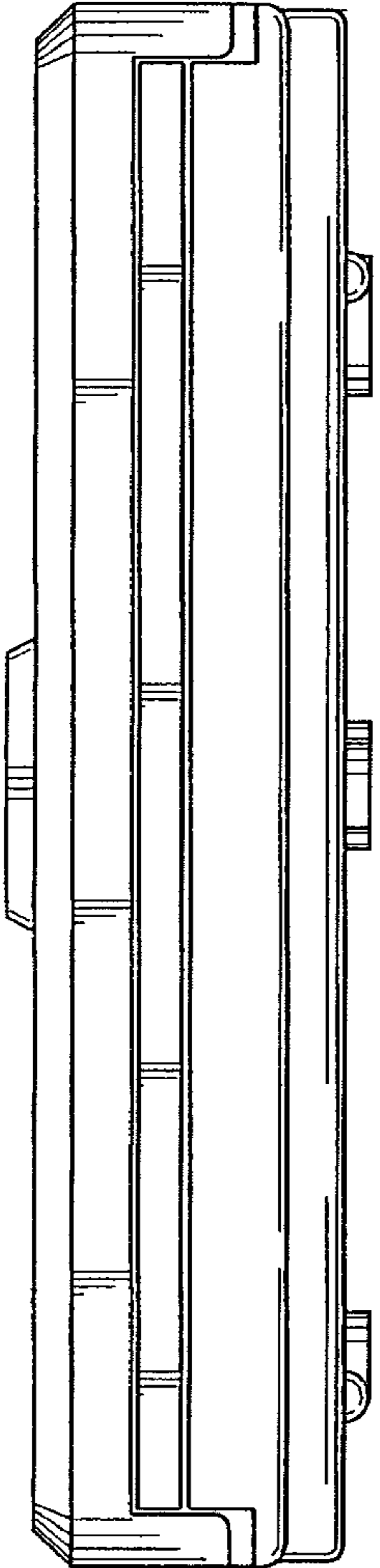


FIG. 6

