



US00D738748S

(12) **United States Design Patent**  
**Bibl et al.**

(10) **Patent No.:** **US D738,748 S**  
(45) **Date of Patent:** **\*\* Sep. 15, 2015**

(54) **WATCH**

(71) Applicants: **Andreas Bibl**, Los Altos, CA (US);  
**Kapil V. Sakariya**, Los Altos, CA (US);  
**Vikram Pavate**, Foster City, CA (US);  
**Joseph Kennelly-Ullman**, Seattle, WA (US)

(72) Inventors: **Andreas Bibl**, Los Altos, CA (US);  
**Kapil V. Sakariya**, Los Altos, CA (US);  
**Vikram Pavate**, Foster City, CA (US);  
**Joseph Kennelly-Ullman**, Seattle, WA (US)

(73) Assignee: **LuxVue Technology Corporation**,  
Santa Clara, CA (US)

(\*\*) Term: **14 Years**

(21) Appl. No.: **29/476,849**

(22) Filed: **Dec. 17, 2013**

(51) **LOC (10) Cl.** ..... **10-02**

(52) **U.S. Cl.**  
USPC ..... **D10/32; D11/3**

(58) **Field of Classification Search**  
USPC ..... D10/30-39, 1-29, 122-132; D11/3;  
D14/138 R, 344  
CPC ..... G04B 37/00; G04B 37/0008; G04C 3/00;  
G04C 3/001; G04C 3/002; G04G 9/00;  
G04G 9/0017; G04G 9/0058; G04G 9/04;  
G04G 9/06; G04G 9/107; G04G 17/00;  
G04G 17/005; G04G 17/08

See application file for complete search history.

(56) **References Cited**

**U.S. PATENT DOCUMENTS**

|           |     |         |              |         |
|-----------|-----|---------|--------------|---------|
| 2,344,136 | A * | 3/1944  | Dressen      | 368/282 |
| D235,788  | S * | 7/1975  | Eberhardt    | D21/662 |
| 4,060,185 | A * | 11/1977 | Kuroda       | 224/176 |
| 4,093,973 | A * | 6/1978  | Vaagenes     | 362/104 |
| D334,543  | S * | 4/1993  | Falcone      | D10/132 |
| 5,272,682 | A * | 12/1993 | Falcone      | 368/281 |
| D394,391  | S * | 5/1998  | Bruce et al. | D10/30  |

|           |      |         |                |            |
|-----------|------|---------|----------------|------------|
| D456,724  | S *  | 5/2002  | Wilson         | D10/32     |
| 6,388,612 | B1 * | 5/2002  | Neher          | 342/357.54 |
| D463,987  | S *  | 10/2002 | Wilson         | D10/32     |
| D474,984  | S *  | 5/2003  | Wilson         | D10/37     |
| 6,728,166 | B2 * | 4/2004  | Grupp          | 368/69     |
| 6,857,775 | B1 * | 2/2005  | Wilson         | 368/281    |
| D513,997  | S *  | 1/2006  | Wilson         | D10/32     |
| 7,070,322 | B1 * | 7/2006  | Field et al.   | 368/281    |
| D543,122  | S    | 5/2007  | Lafever et al. |            |
| D636,686  | S    | 4/2011  | Cobbett et al. |            |
| D637,094  | S    | 5/2011  | Cobbett et al. |            |
| D638,327  | S    | 5/2011  | Cobbett et al. |            |

(Continued)

**OTHER PUBLICATIONS**

Johnson, Luke, "Apple job listing hunts for 'flexible display' engineer, iPhone 6 and iWatch mooted," Trusted Reviews. Apr. 11, 2013, 2 pgs. <http://www.trustedreviews.com/news/apple-job-listing-hunts-for-flexible-display-engineer-iphone-6-and-iwatch-mooted>. Web. Feb. 3, 2014.

(Continued)

*Primary Examiner* — Martie K Holtje

(74) *Attorney, Agent, or Firm* — Blakely, Sokoloff, Taylor & Zafman LLP

(57) **CLAIM**

We claim the ornamental design for a watch, as shown and described.

**DESCRIPTION**

FIG. 1 is a right front perspective view of a watch showing our new design;

FIG. 2 is a top view thereof;

FIG. 3 is a bottom view thereof;

FIG. 4 is a front view thereof;

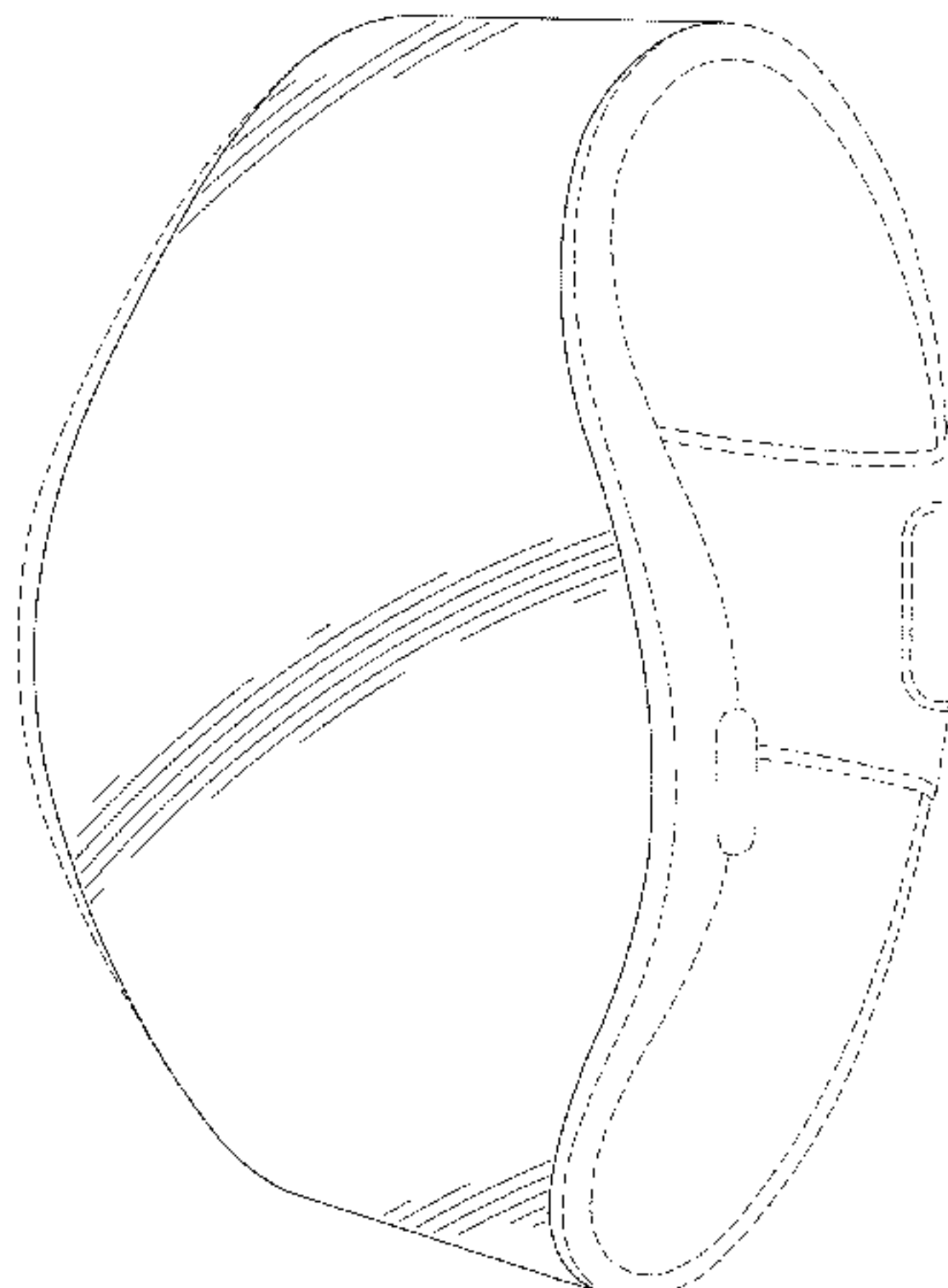
FIG. 5 is a right side view thereof; and,

FIG. 6 is a left side view thereof.

Surface shading is included to show the character and contour of the three dimensional aspects of the design.

The structural features depicted by broken lines have been shown for the purpose of illustrating portions of the watch that form no part of the claimed design.

**1 Claim, 4 Drawing Sheets**



(56)

**References Cited**

U.S. PATENT DOCUMENTS

|                   |        |                    |       |
|-------------------|--------|--------------------|-------|
| D638,736 S        | 5/2011 | Cobbett et al.     |       |
| D687,736 S *      | 8/2013 | Wycoff .....       | D11/3 |
| D688,968 S *      | 9/2013 | Guerrero, II ..... | D11/3 |
| 2012/0234043 A1 * | 9/2012 | Guerrero, II ..... | 63/13 |
| 2013/0044215 A1   | 2/2013 | Rothkopf et al.    |       |

OTHER PUBLICATIONS

Williams, Storm, "Here Comes Apple iWatch Patent—Bi-Stable Spring With Flexible Display (20130044215)," The Tech Storm, posted Feb. 21, 2013, 3 pgs. <http://www.thetechstorm.com/2013/02/here-comes-apple-iwatch-patent-bi-stable-spring-with-flexible-display-20130044215/>. Web. Feb. 3, 2014.

\* cited by examiner

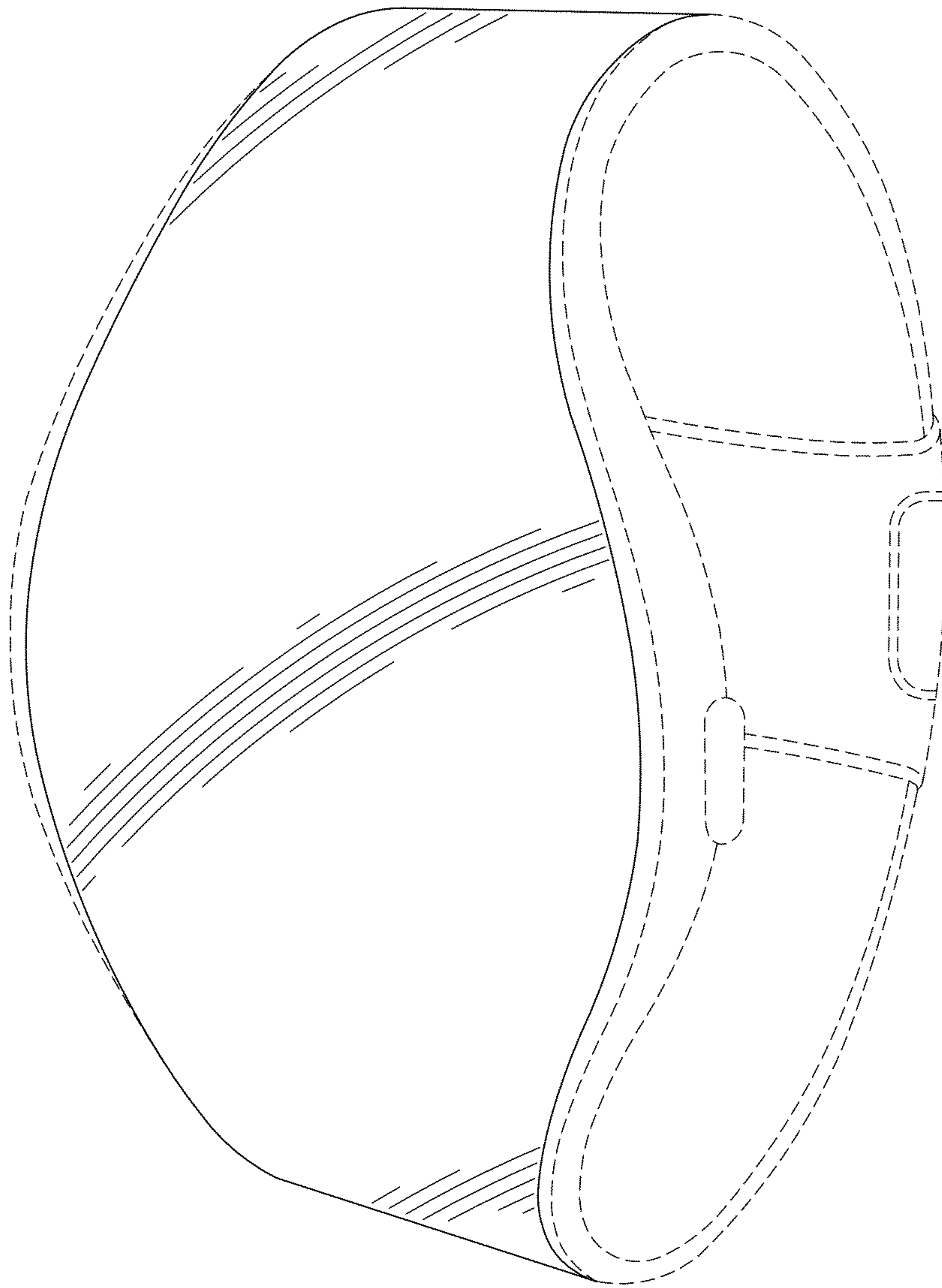


FIG. 1

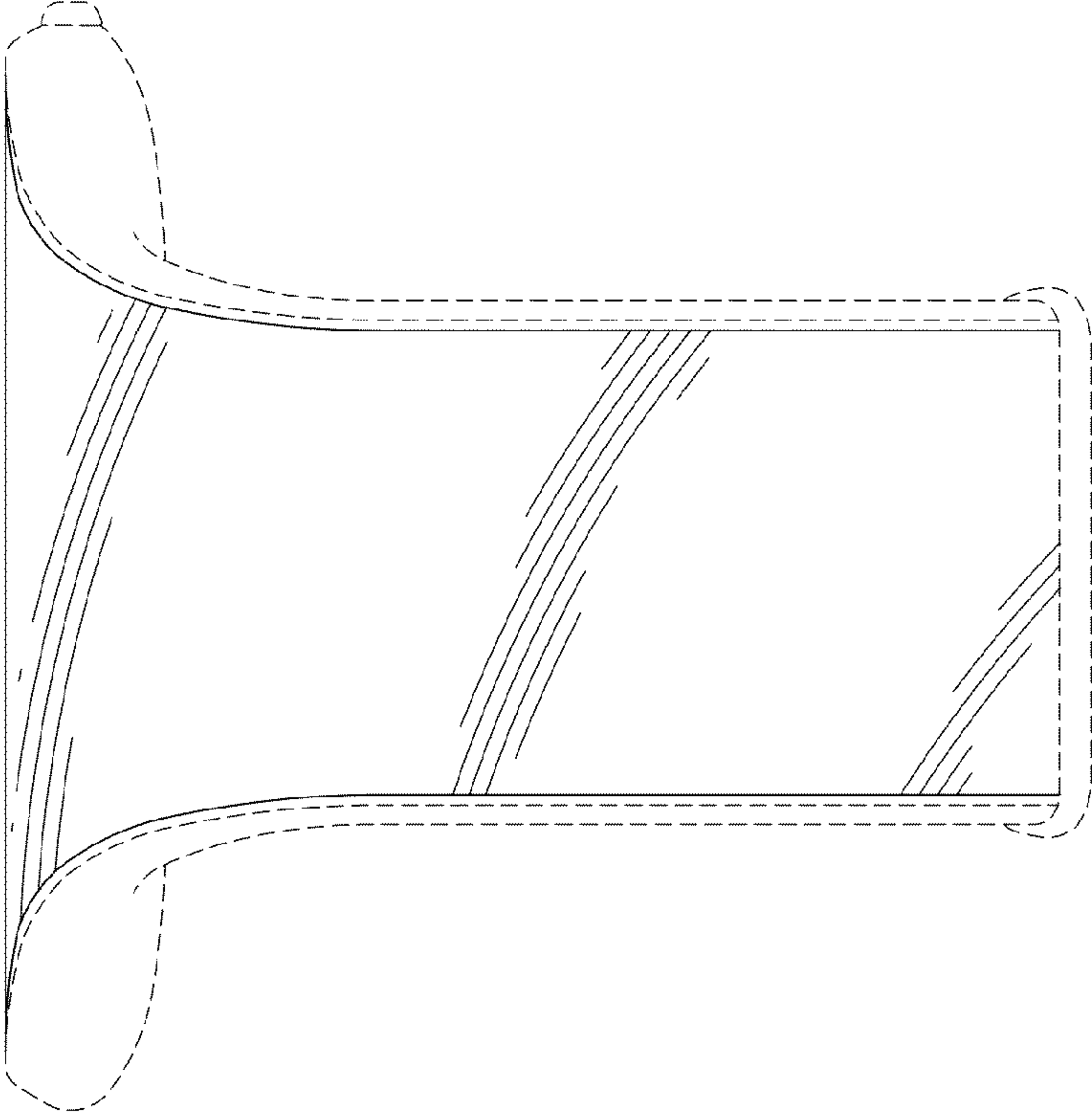


FIG. 3

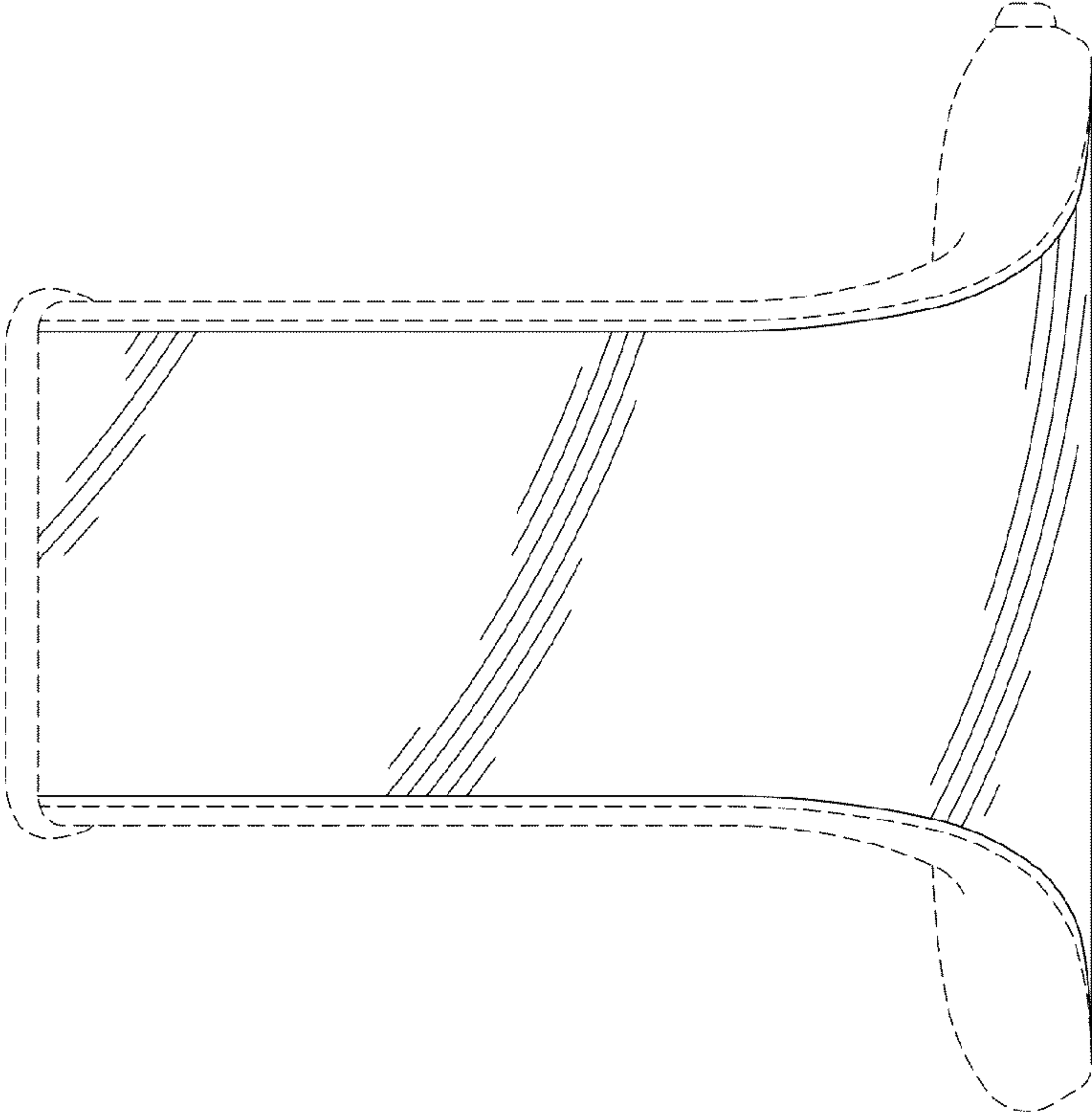


FIG. 2

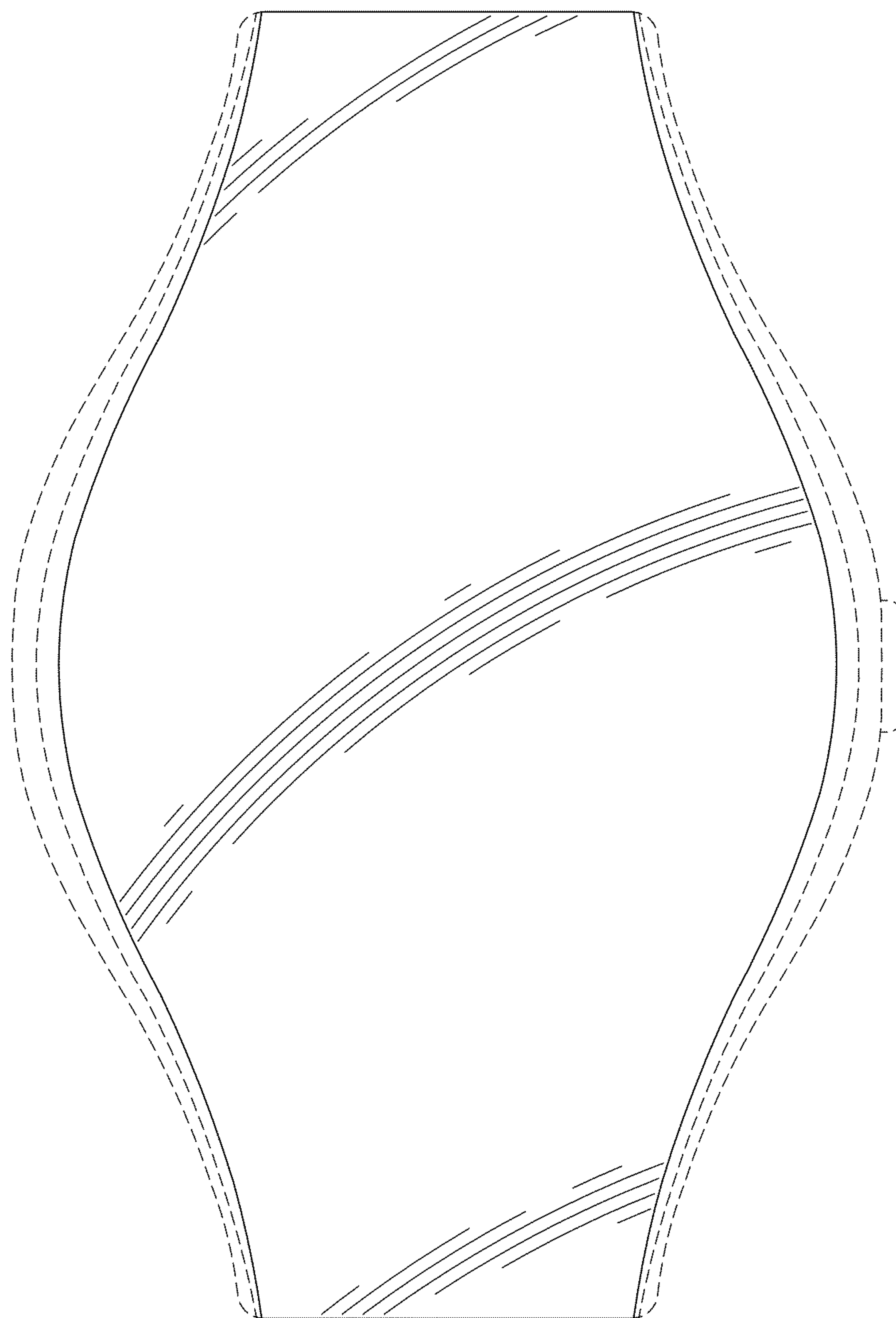


FIG. 4

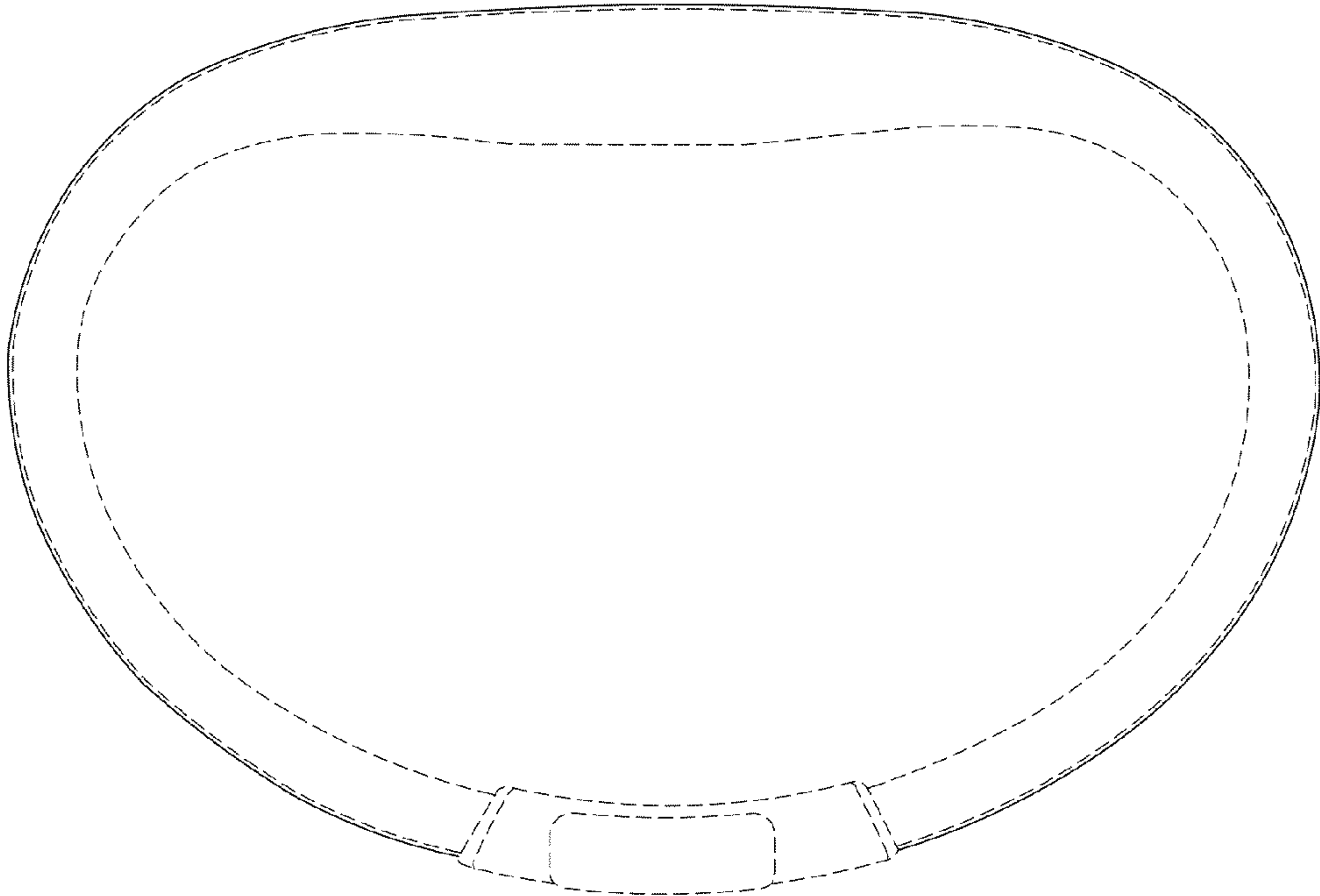


FIG. 6

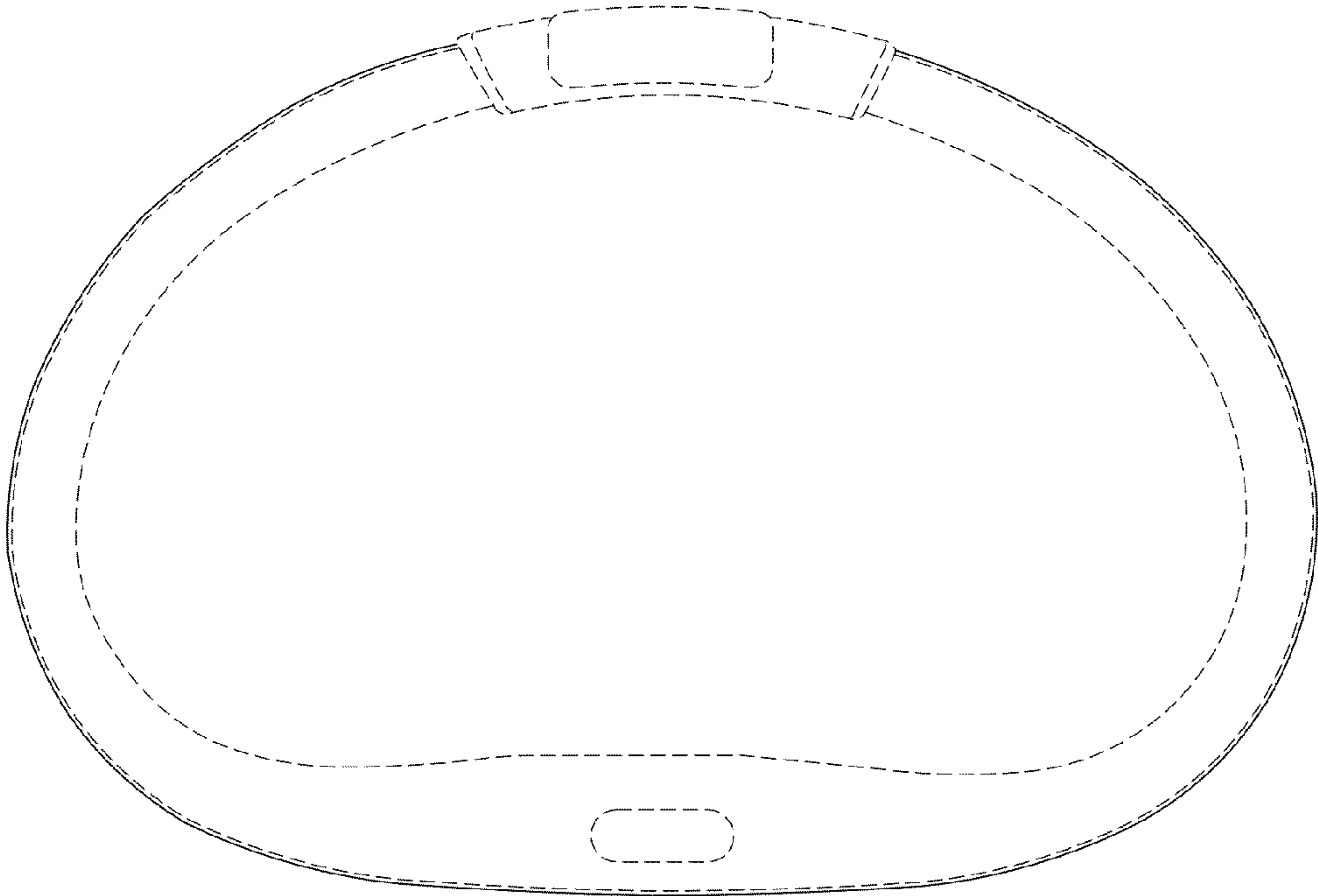


FIG. 5