



US00D738734S

(12) **United States Design Patent**
Cripe et al.

(10) **Patent No.:** **US D738,734 S**

(45) **Date of Patent:** **** Sep. 15, 2015**

(54) **BOTTLE**

D356,736 S 3/1995 Armstrong
D404,311 S 1/1999 Zimmer et al.
D412,849 S 8/1999 Fuquen et al.

(71) Applicant: **TARGET BRANDS, INC.**,
Minneapolis, MN (US)

(Continued)

(72) Inventors: **Dustin M. Cripe**, Minneapolis, MN
(US); **Shalisha North**, Minneapolis, MN
(US)

OTHER PUBLICATIONS

Office Action from Canadian Patent Application No. 2,839,059,
mailed Apr. 16, 2014 (2 pages).

(Continued)

(73) Assignee: **Target Brands, Inc.**, Minneapolis, MN
(US)

Primary Examiner — Dana L Meyrow

(**) Term: **14 Years**

(74) *Attorney, Agent, or Firm* — JoAnn M. Seaton; Griffiths
& Seaton PLLC

(21) Appl. No.: **29/449,019**

(57) **CLAIM**

The ornamental design for a bottle, as shown and described.

(22) Filed: **Mar. 14, 2013**

(51) **LOC (10) Cl.** **09-01**

DESCRIPTION

(52) **U.S. Cl.**

USPC **D9/538**; D9/550; D9/552; D9/556;
D9/571; D9/575; D9/540

(58) **Field of Classification Search**

USPC D9/516, 530, 537–543, 549–550, 552,
D9/558, 571, 575, 715, 719; 215/379,
215/381–382; 220/660, 669, 675

CPC B65D 1/00; B65D 1/02; B65D 1/0223;
B65D 23/00; B65D 81/00; B65D 2501/00;
B65D 2501/0009

See application file for complete search history.

FIG. 1 is a front, top perspective view of a bottle showing a
first embodiment of our new design;

FIG. 2 is a front view thereof;

FIG. 3 is a rear view thereof;

FIG. 4 is a right side view thereof, the left side view being a
mirror image of the right side view;

FIG. 5 is a top view thereof; and

FIG. 6 is a bottom view thereof.

FIG. 7 is a front, top perspective view of a bottle showing a
second embodiment of our new design;

FIG. 8 is a front view thereof;

FIG. 9 is a rear view thereof;

FIG. 10 is a right side view thereof, the left side view being a
mirror image of the right side view;

FIG. 11 is a top view thereof; and,

FIG. 12 is a bottom view thereof.

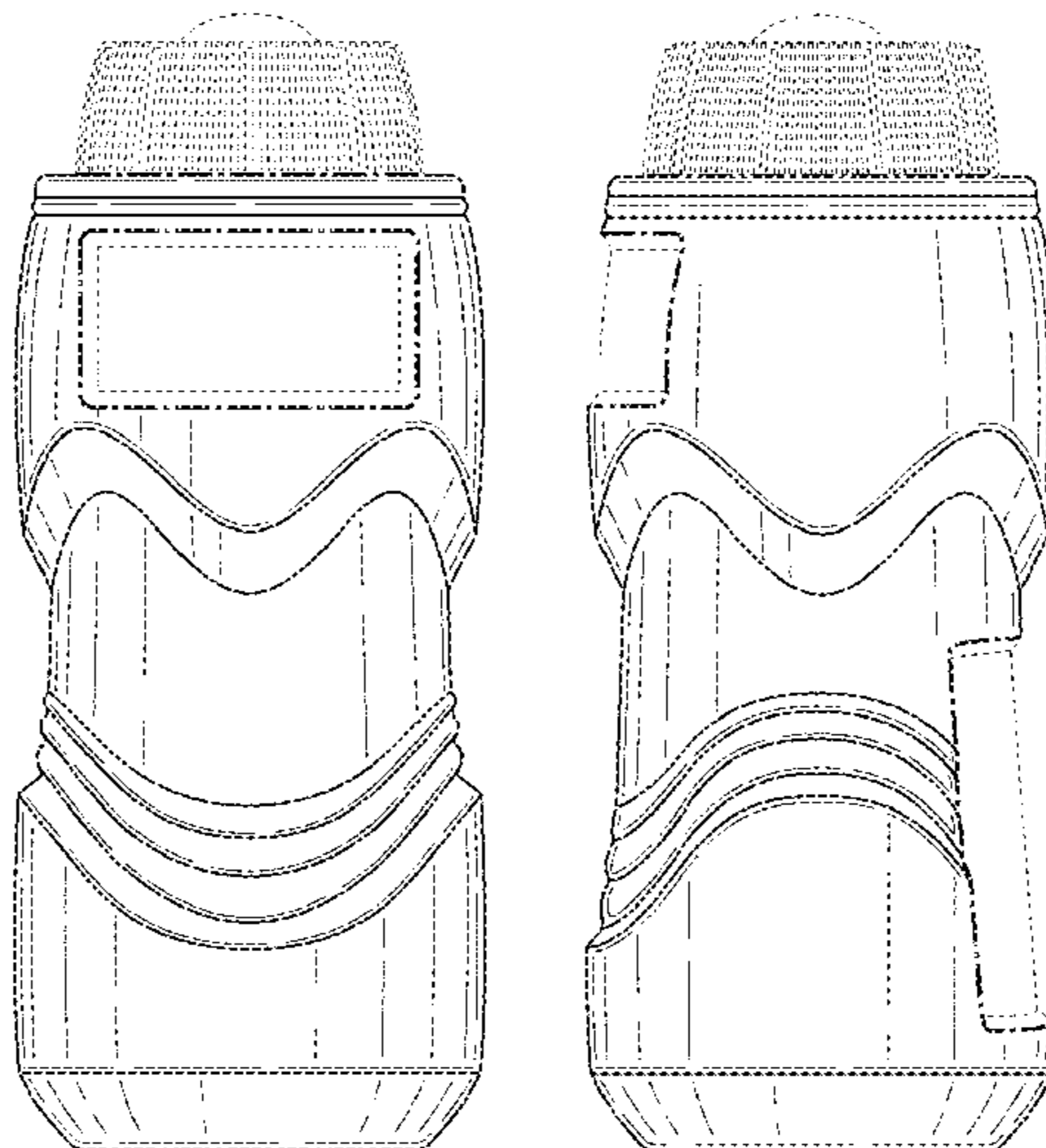
The features shown in broken lines are environmental subject
matter to the bottle or portions of the bottle forming no part of
the claimed design. The features shown in long dash-short
dash bolded broken lines indicate the bounds of the claimed
design and otherwise form no part of the claimed design.

(56) **References Cited**

U.S. PATENT DOCUMENTS

D67,464 S *	6/1925	Johnson	D9/552
D69,158 S *	12/1925	Root	D9/556
D94,713 S *	2/1935	Steuer	D9/550
D99,839 S *	5/1936	Hires, Jr.	D9/552
D111,212 S	9/1938	Meyer		
D153,600 S	5/1949	Graham		
D189,508 S	12/1960	Marder		
D201,260 S *	6/1965	Roberts	D9/552
D226,175 S *	1/1973	Bystedt et al.	D9/773
D344,236 S *	2/1994	Drounau	D9/545

1 Claim, 10 Drawing Sheets



(56)

References Cited

U.S. PATENT DOCUMENTS

D447,418 S * 9/2001 Bezek et al. D9/504
 D466,023 S 11/2002 Eickmeier
 D466,415 S 12/2002 Reis
 D472,806 S * 4/2003 Bezek et al. D9/428
 D472,815 S * 4/2003 Zhang et al. D9/538
 D510,025 S 9/2005 Venkataraman et al.
 D515,079 S 2/2006 Lodato et al.
 D522,871 S * 6/2006 Rowse et al. D9/539
 D532,314 S 11/2006 Todd
 D535,886 S * 1/2007 Yourist et al. D9/552
 7,163,123 B2 1/2007 Bezek
 D550,562 S 9/2007 Yew
 D556,579 S 12/2007 Goto et al.
 D556,591 S * 12/2007 Kort et al. D9/551
 D559,694 S 1/2008 Le Bras-Brown et al.
 D567,665 S 4/2008 Cheng
 D573,886 S * 7/2008 Liu et al. D9/529
 D582,782 S 12/2008 Toson
 D588,921 S * 3/2009 Williams D9/537

D603,709 S 11/2009 Lepoitevin
 D635,861 S * 4/2011 Caldwell D9/550
 D653,957 S * 2/2012 Yourist et al. D9/552
 D655,179 S 3/2012 Kraft et al.
 D655,180 S 3/2012 Kraft et al.
 D655,181 S 3/2012 Kraft et al.
 D655,182 S 3/2012 Kraft et al.
 D659,545 S * 5/2012 Yourist et al. D9/552
 D663,625 S * 7/2012 Warneke et al. D9/539
 D665,671 S 8/2012 Loetz et al.
 D668,958 S 10/2012 George et al.
 D674,100 S 1/2013 Smith
 D674,101 S 1/2013 Smith
 D674,102 S 1/2013 Smith
 D674,497 S 1/2013 Smith

OTHER PUBLICATIONS

Office Action from Canadian Patent Application No. 153,957, mailed
 Apr. 23, 2014 (1 page).

* cited by examiner

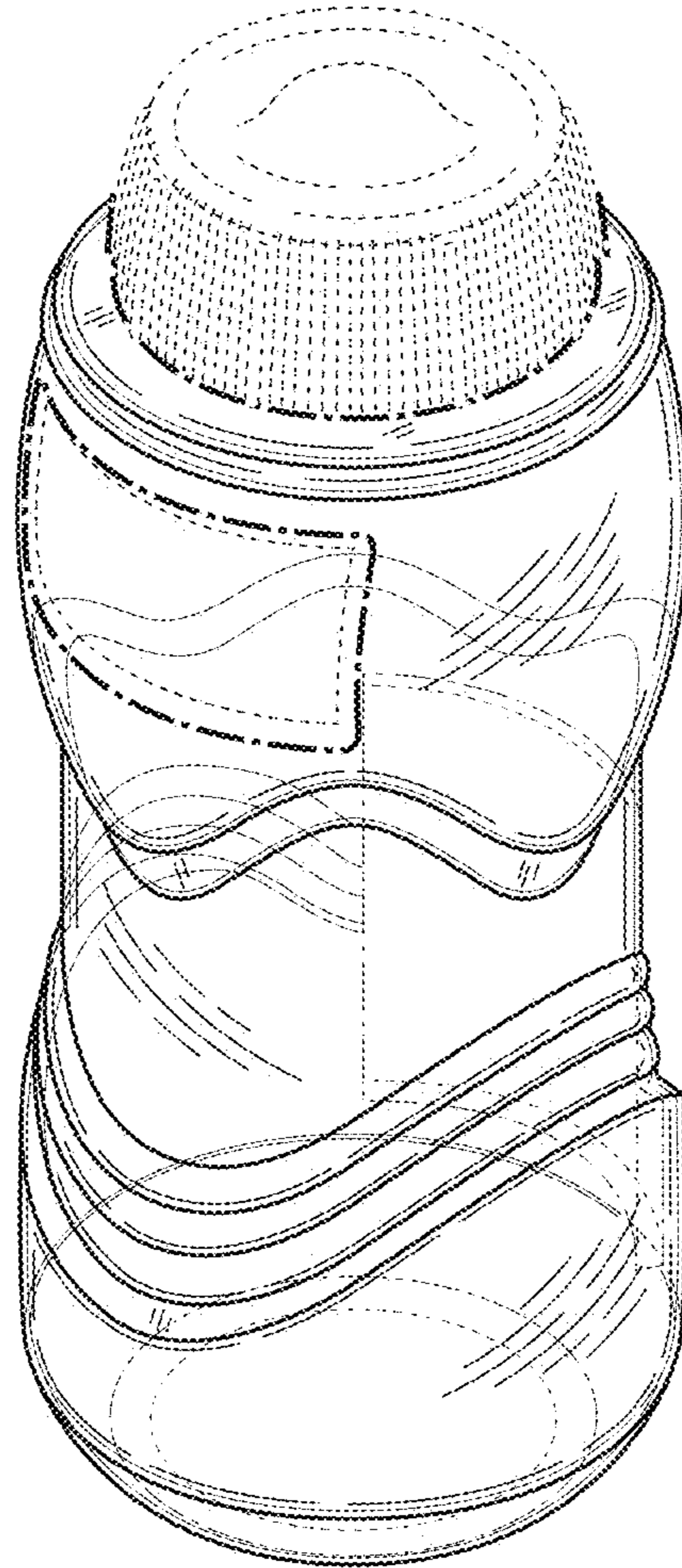


FIG. 1

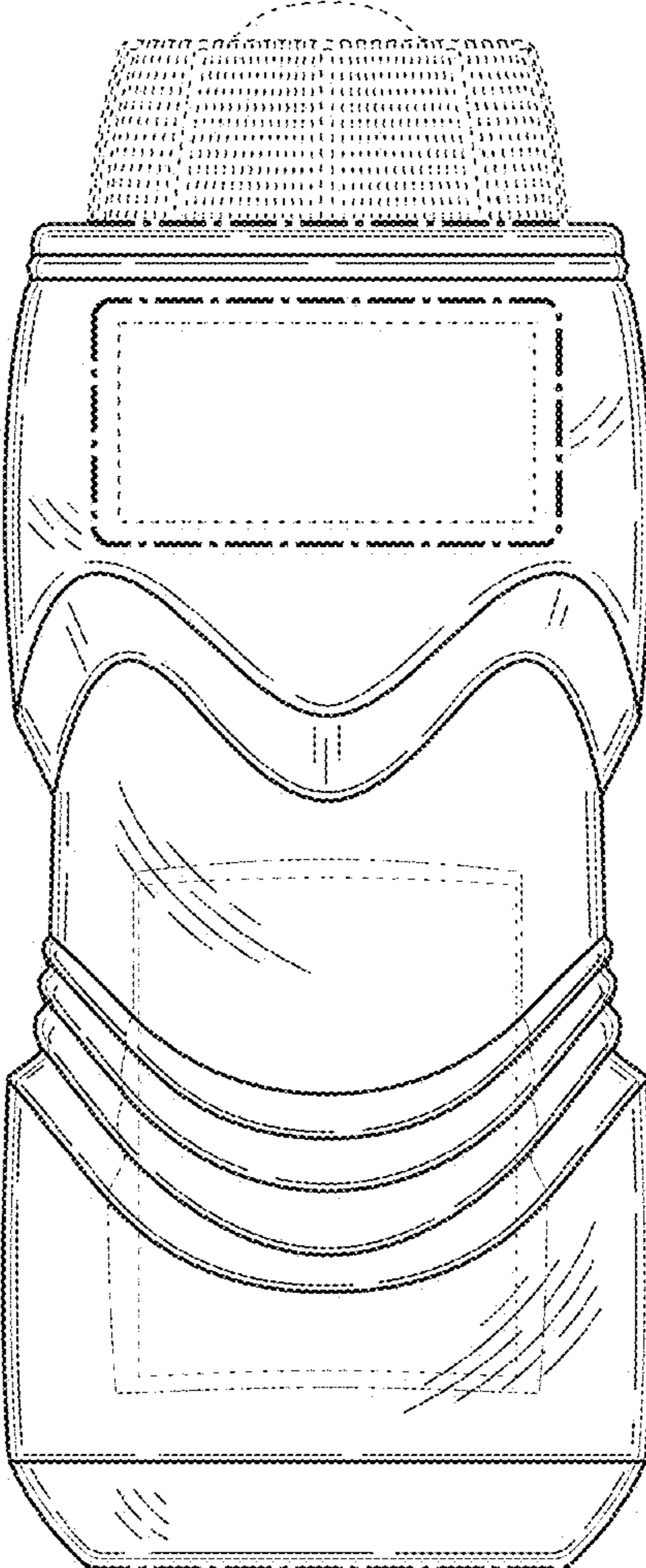


FIG. 2

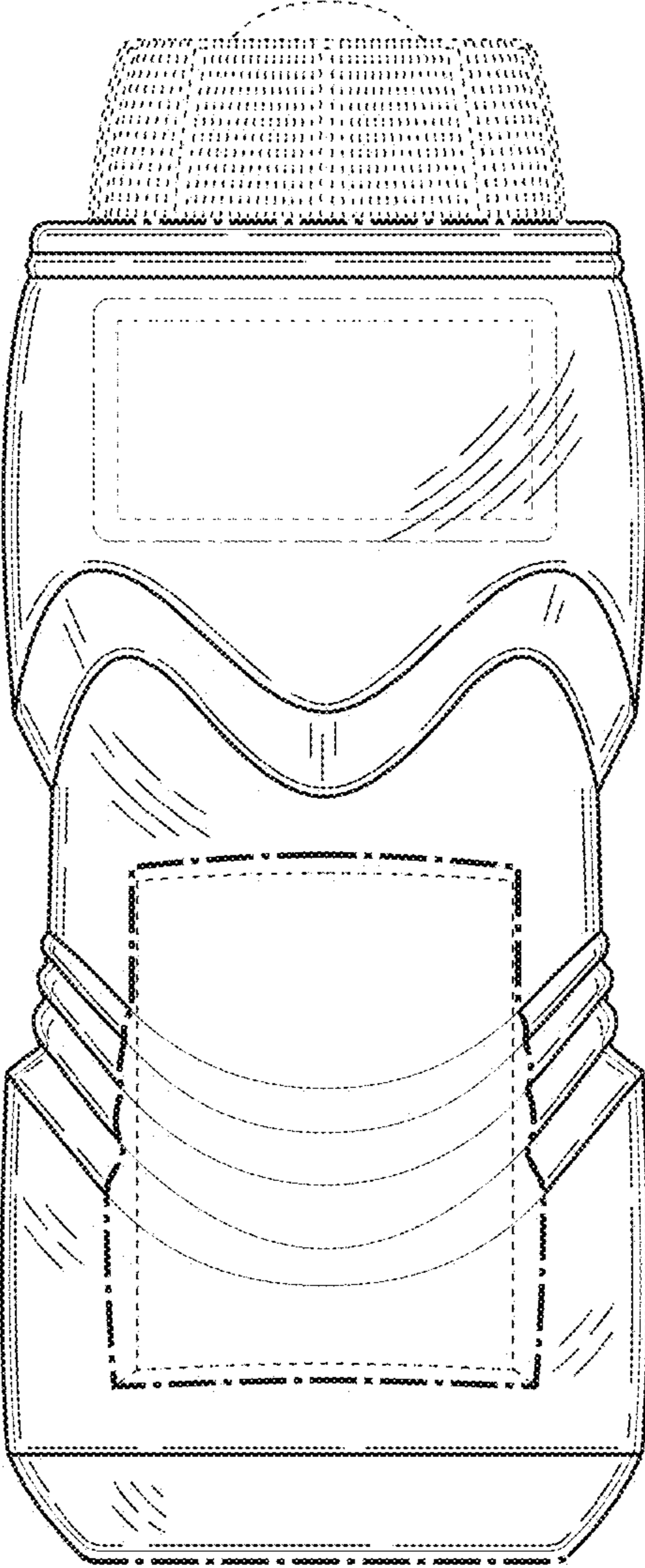


FIG. 3

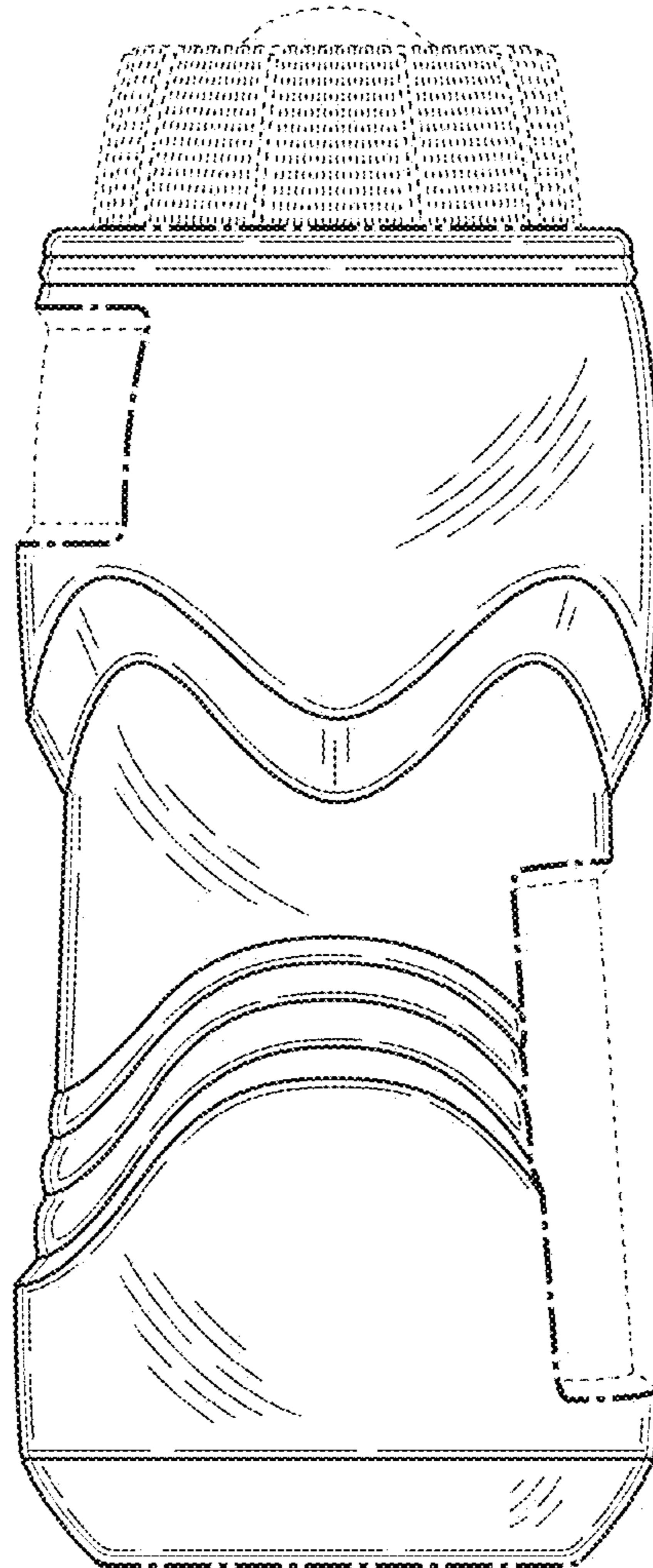


FIG. 4

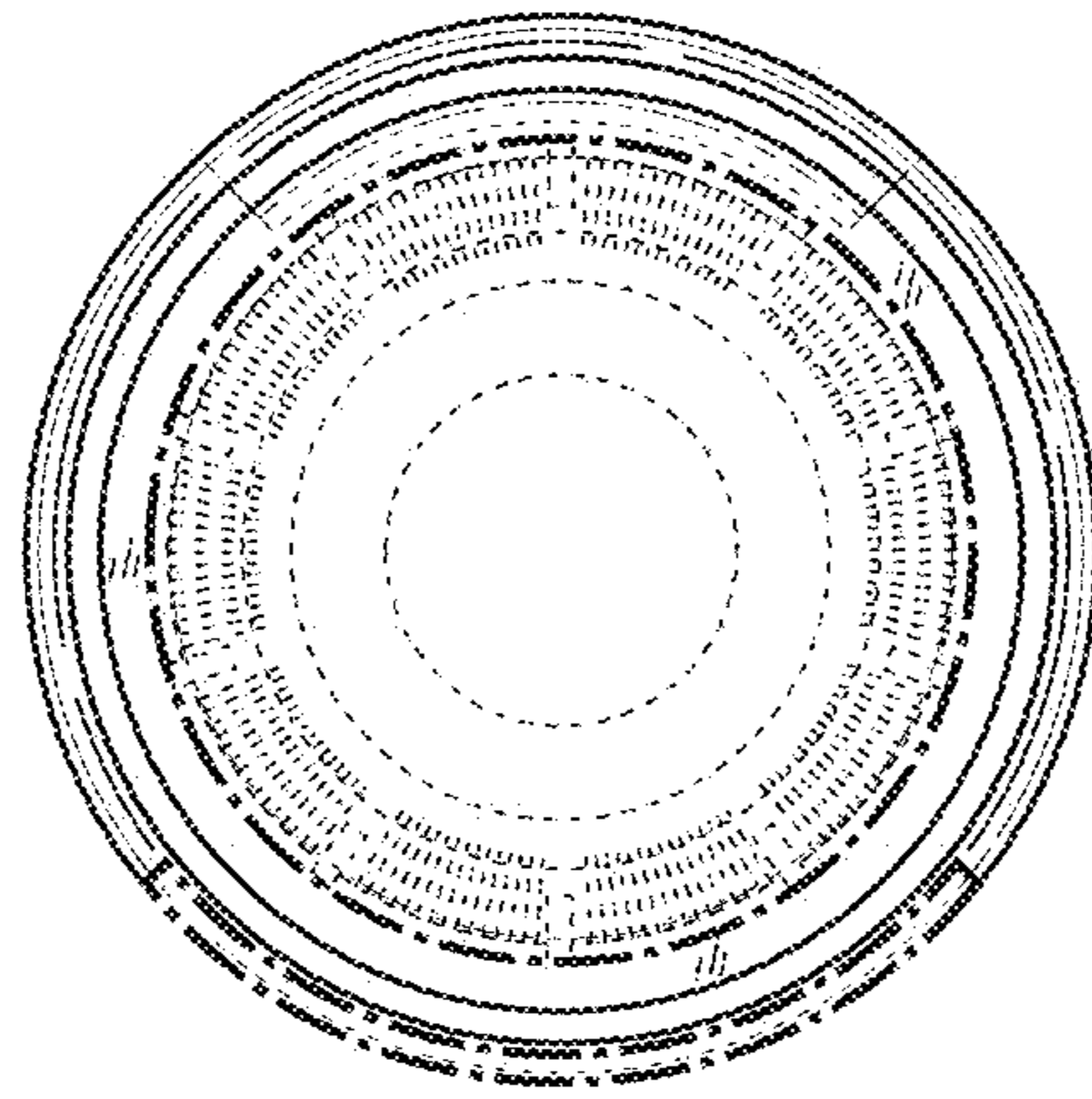


FIG. 5

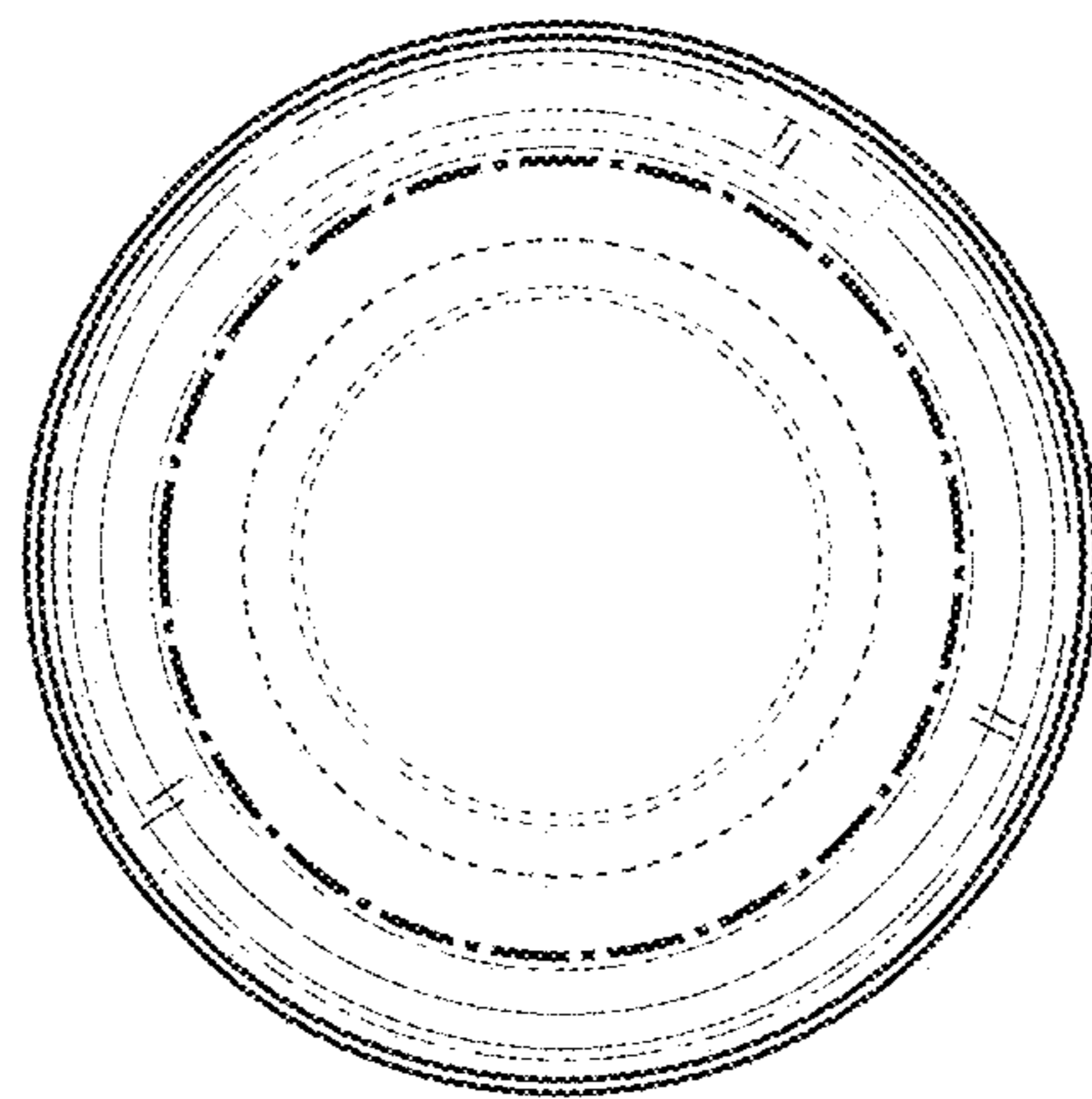


FIG. 6

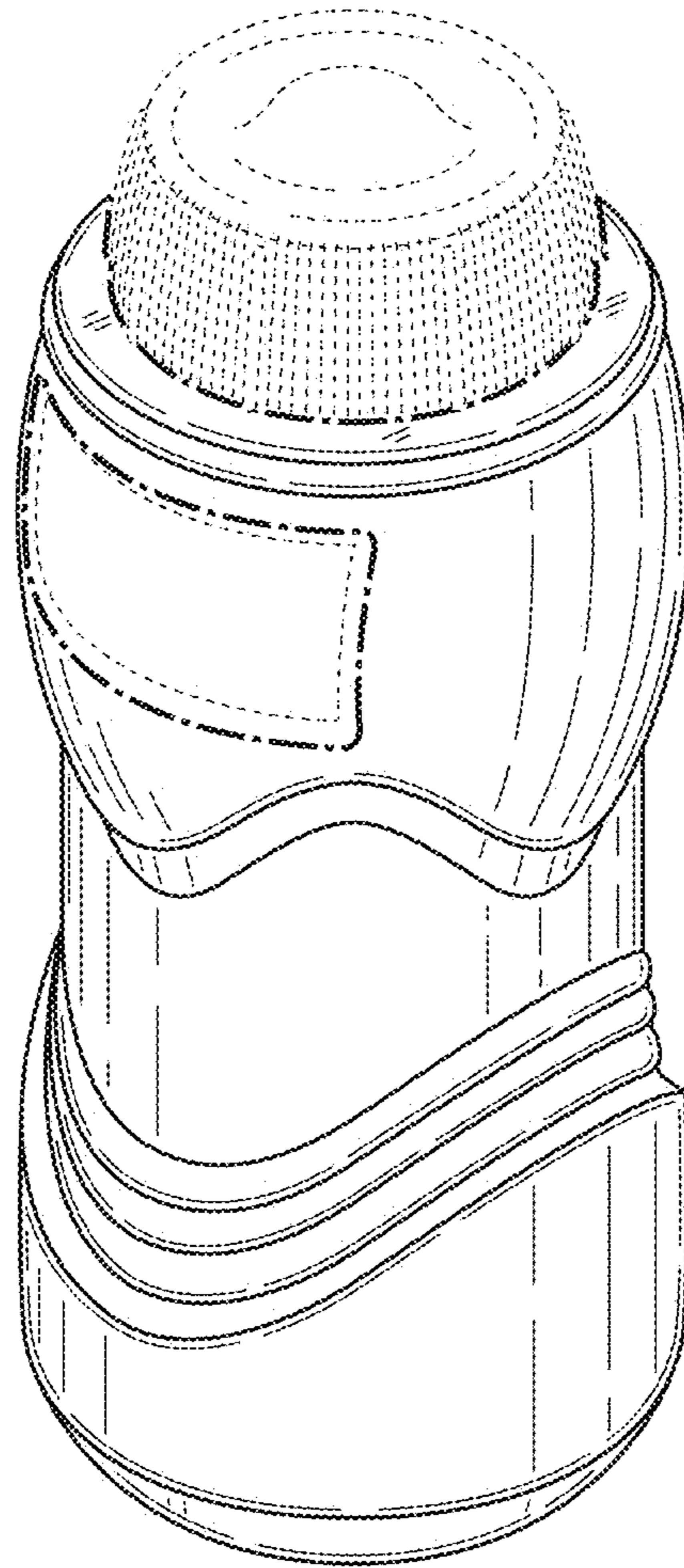


FIG. 7

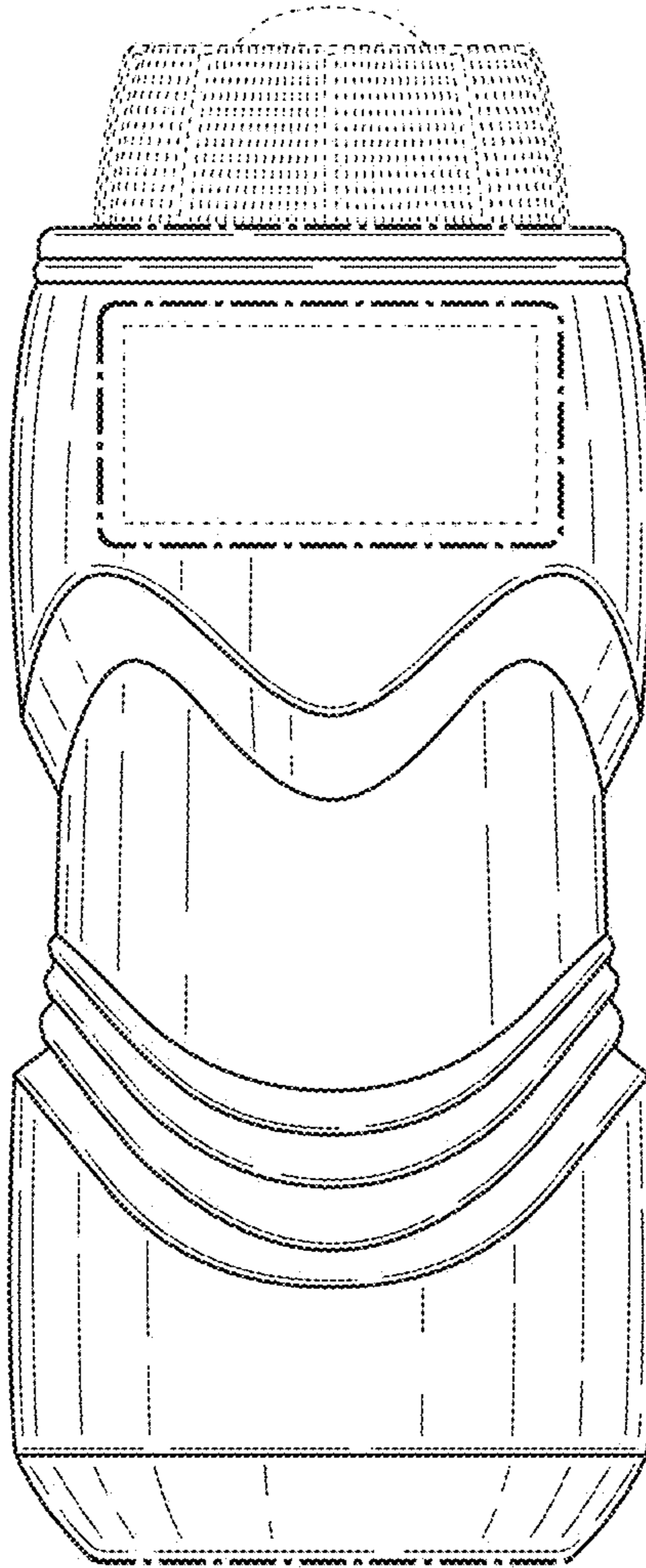


FIG. 8

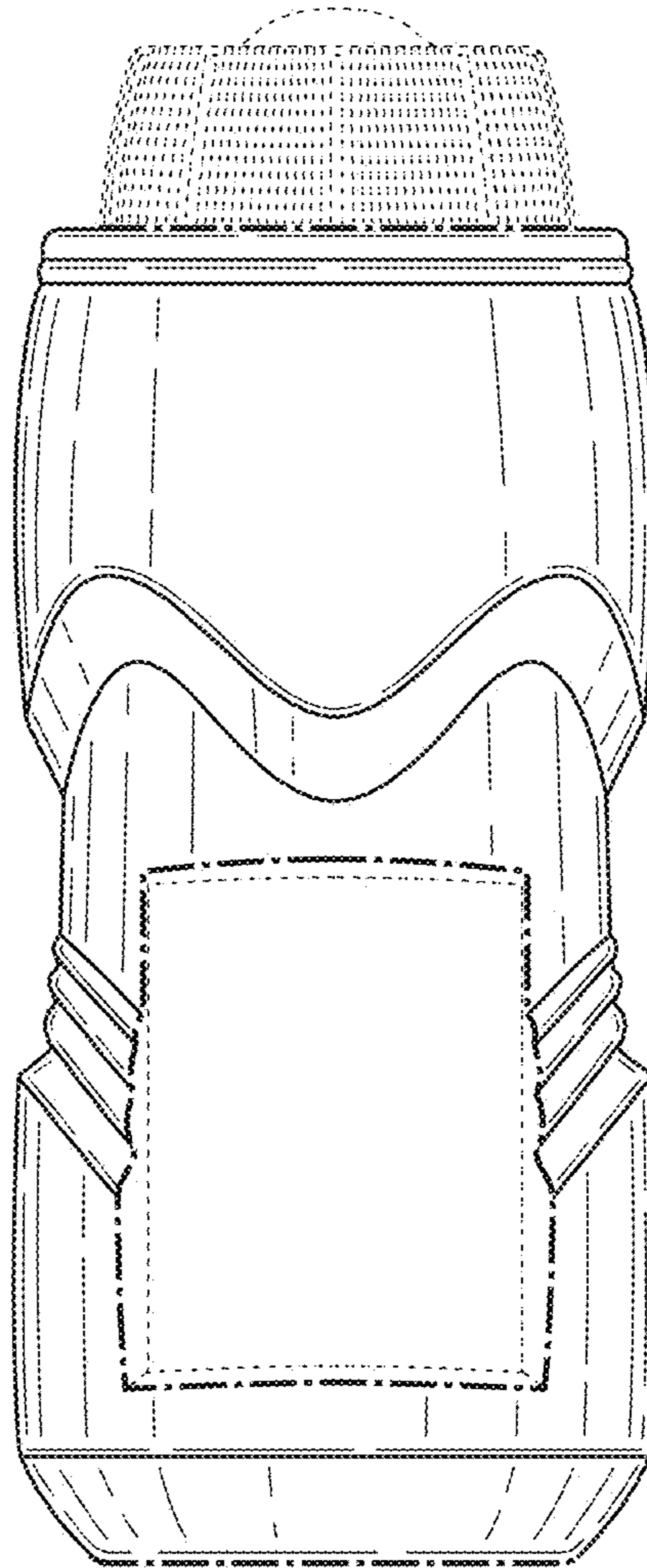


FIG. 9

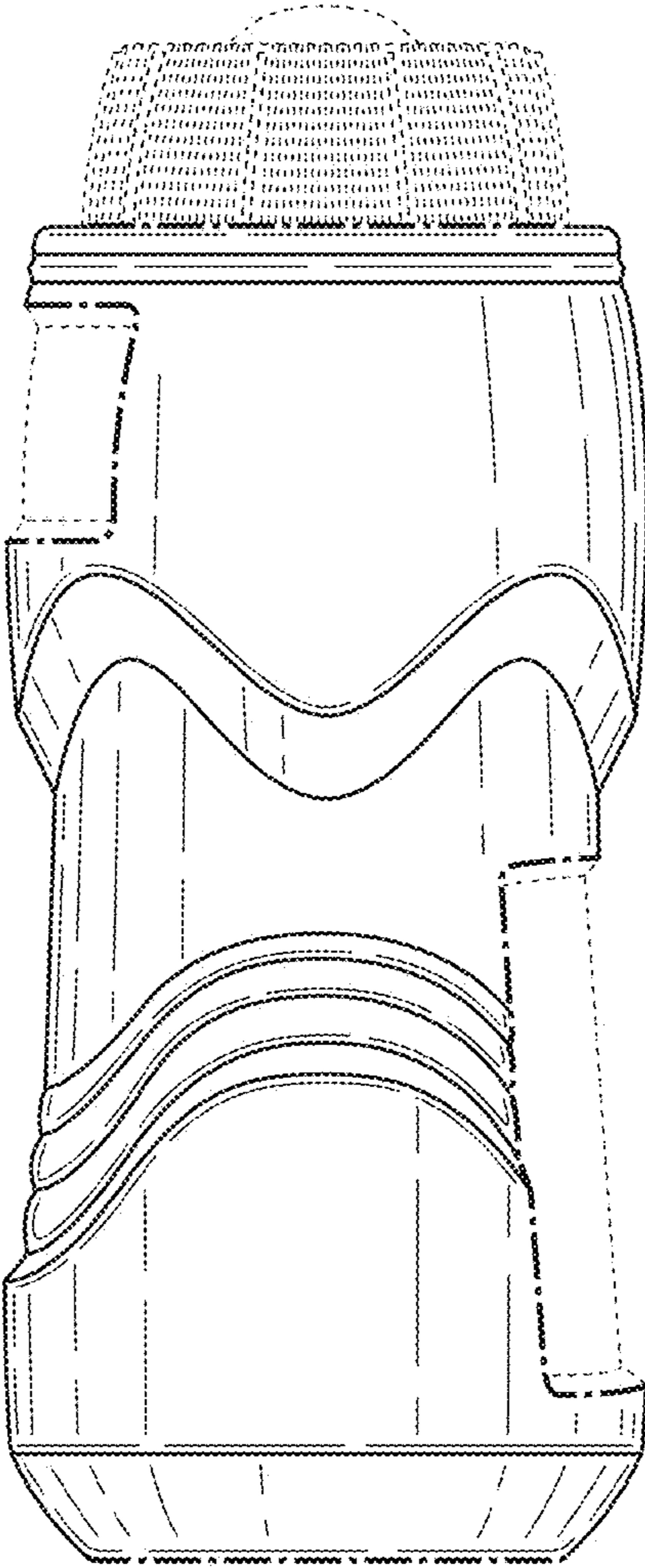


FIG. 10



FIG. 11

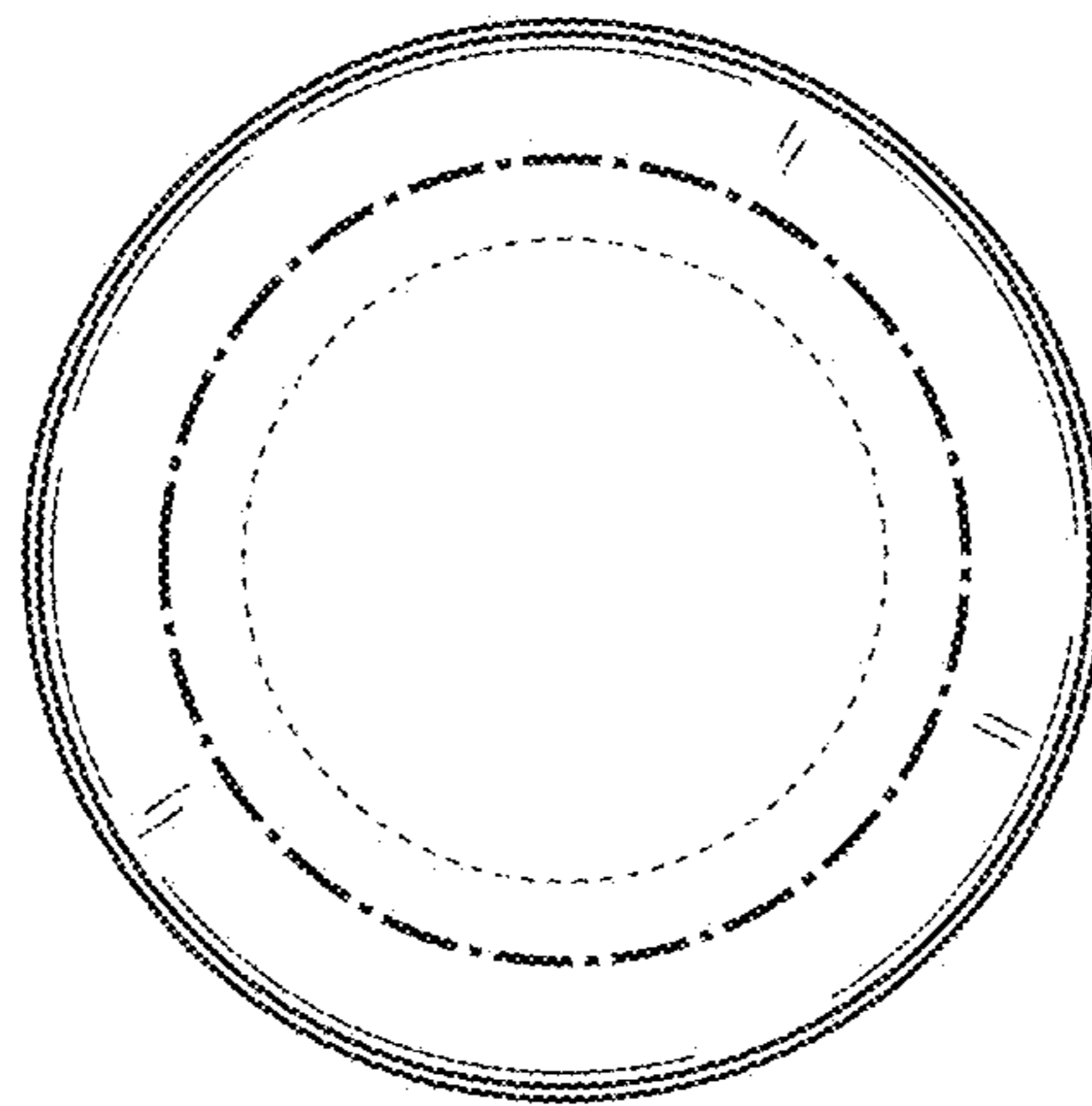


FIG. 12