



US00D738718S

(12) **United States Design Patent**
Yang

(10) **Patent No.:** **US D738,718 S**

(45) **Date of Patent:** **** *Sep. 15, 2015**

(54) **CONTAINER**

(71) Applicant: **Chih-Ya Yang**, Taichung (TW)

(72) Inventor: **Chih-Ya Yang**, Taichung (TW)

(*) Notice: This patent is subject to a terminal disclaimer.

(**) Term: **14 Years**

(21) Appl. No.: **29/460,405**

(22) Filed: **Jul. 10, 2013**

Related U.S. Application Data

(63) Continuation-in-part of application No. 29/455,343, filed on May 20, 2013.

(51) **LOC (10) Cl.** **09-03**

(52) **U.S. Cl.**
USPC **D9/425**

(58) **Field of Classification Search**

USPC D9/414, 415, 416, 418, 419, 420, D9/423-432, 435; D7/354, 392.1, 394, D7/396.1, 538, 543, 545, 550.1, 551, D7/554.3, 587.566, 575, 584, 586, 605, D7/629, 667, 709; 220/4.21-4.24, 574, 220/602-608, 659, 675, 781, 782, 793, 835, 220/839, DIG. 12; 206/119, 216, 351, 469, 206/470, 508, 521.1, 525-545, 562, 206/731-734, 775-778, 781, 782, 784, 806, 206/822, 830, 725, 728, 735; D23/359; D3/272, 273, 276, 294, 302, 312, 314; 221/191

CPC B65D 2543/00685; B65D 2543/00731; B65D 2543/00796; B65D 2543/00842; B65D 2543/00907; B65D 43/0235; B65D 43/0254

See application file for complete search history.

(56) **References Cited**

U.S. PATENT DOCUMENTS

D475,620	S	*	6/2003	Chen et al.	D9/425
D573,411	S	*	7/2008	Lovett	D7/554.3
D584,945	S	*	1/2009	Friedland et al.	D9/425
D632,170	S	*	2/2011	Lawrence et al.	D9/425
D641,588	S	*	7/2011	Cole et al.	D7/396.1
D694,103	S	*	11/2013	Durdon et al.	D9/425
D695,106	S	*	12/2013	Yang	D9/425
D696,938	S	*	1/2014	BeVier et al.	D9/429
D697,372	S	*	1/2014	Everingham et al.	D7/587
8,684,260	B2	*	4/2014	White et al.	229/407
8,701,923	B2	*	4/2014	Anhalt et al.	220/475
D706,623	S	*	6/2014	Murphy et al.	D9/426
2013/0313275	A1	*	11/2013	Gingras et al.	220/833

* cited by examiner

Primary Examiner — Philip S Hyder

Assistant Examiner — Keith Frank

(74) *Attorney, Agent, or Firm* — Krieg DeVault LLP

(57) **CLAIM**

The ornamental design for a container, as shown and described.

DESCRIPTION

FIG. 1 is a perspective view of container showing my new design;

FIG. 2 is a front elevational view thereof;

FIG. 3 is a rear elevational view thereof;

FIG. 4 is a left side elevational view thereof;

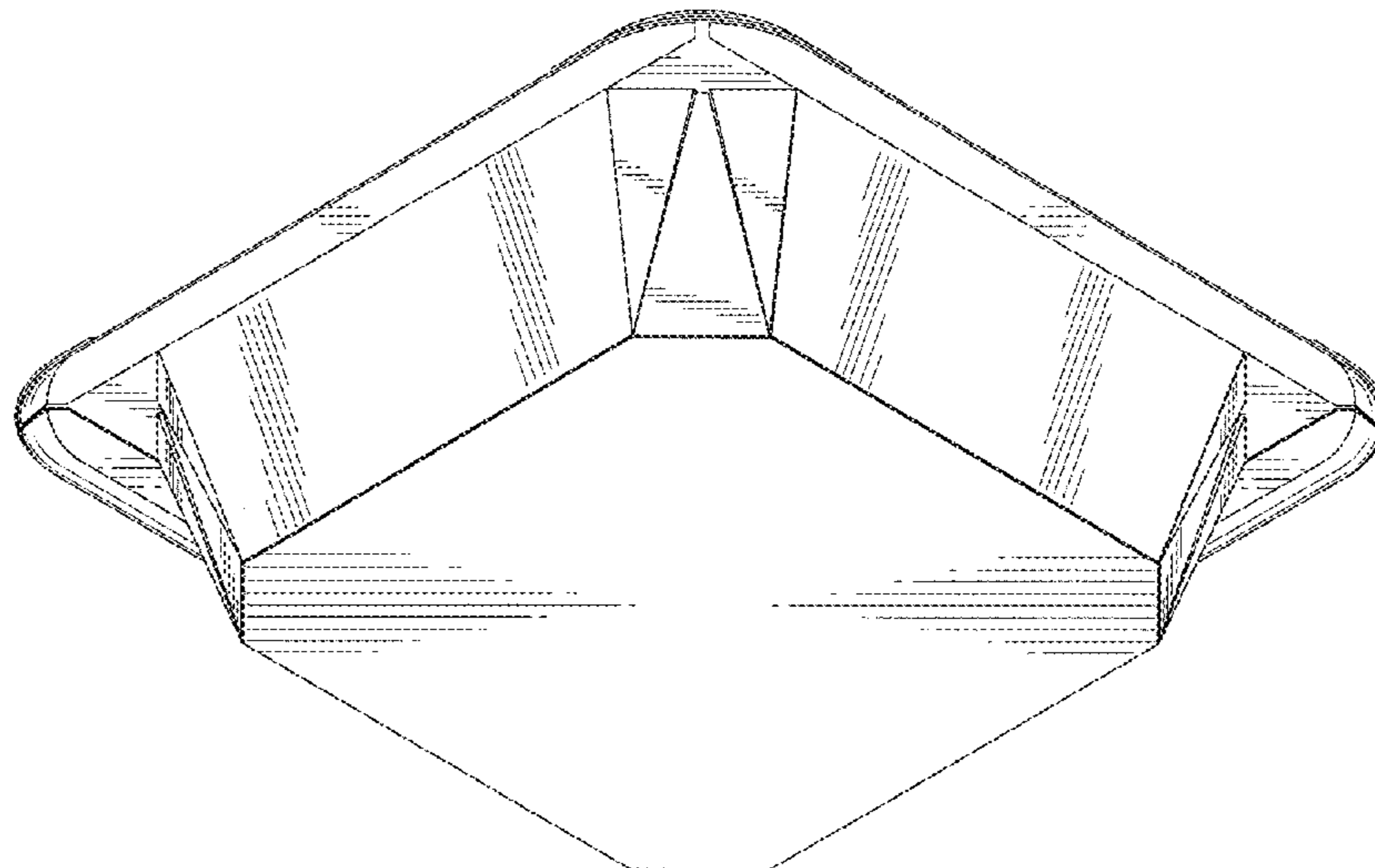
FIG. 5 is a right side elevational view thereof;

FIG. 6 is a top plan view thereof;

FIG. 7 is a bottom plan view thereof; and,

FIG. 8 is a bottom perspective view thereof.

1 Claim, 8 Drawing Sheets



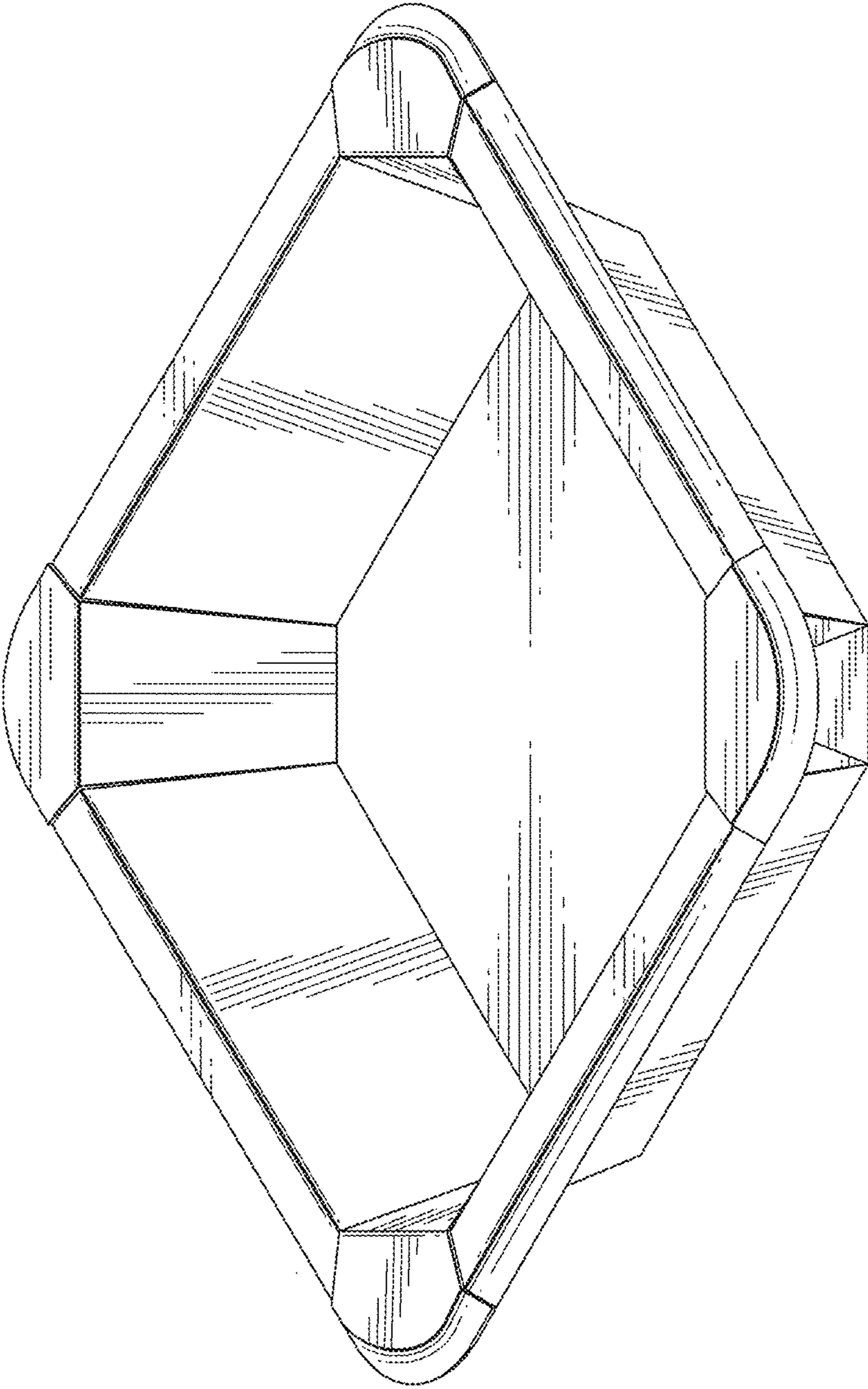


FIG. 1




FIG. 2




FIG. 3




FIG. 4




FIG. 5

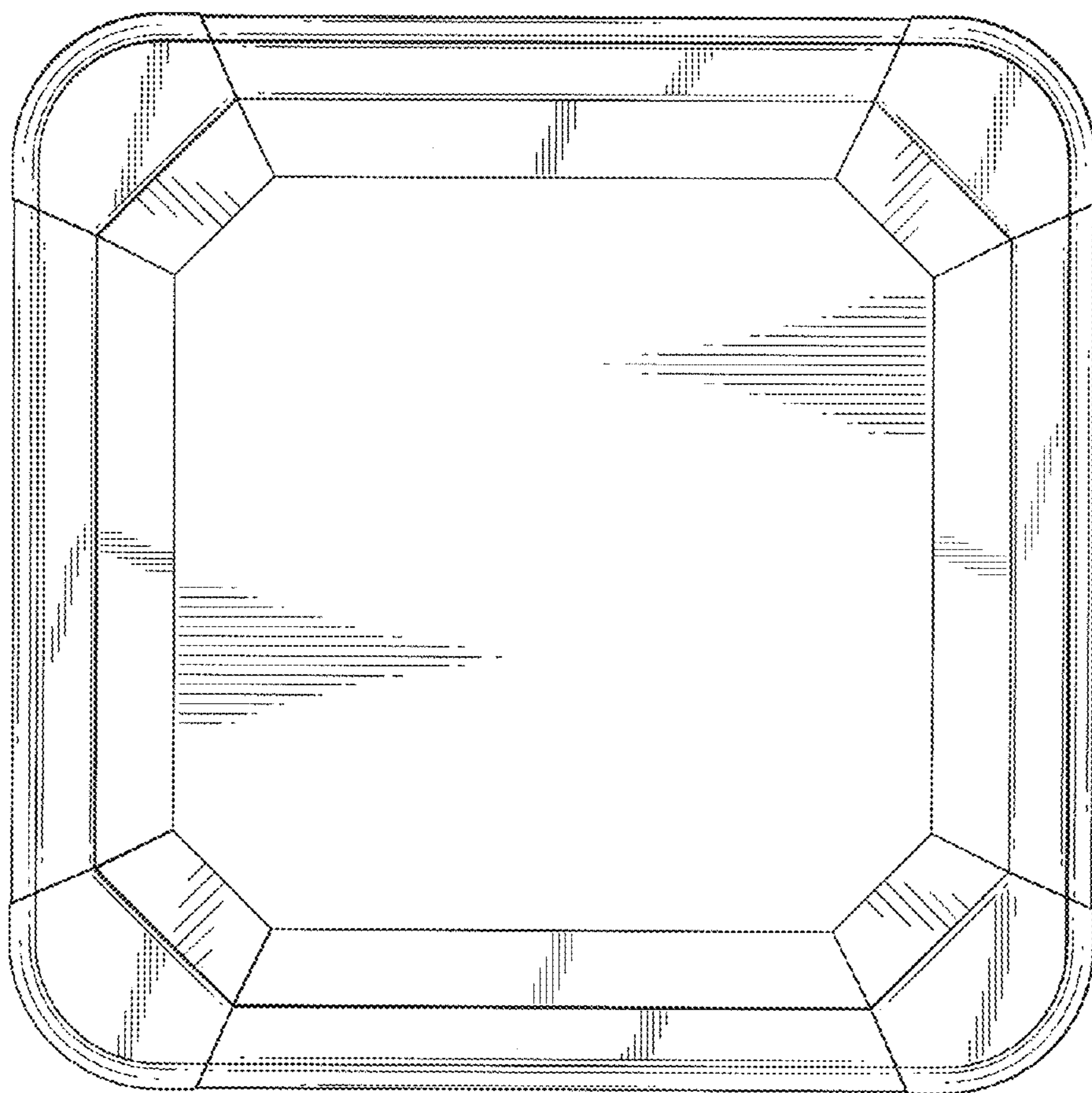


FIG. 6

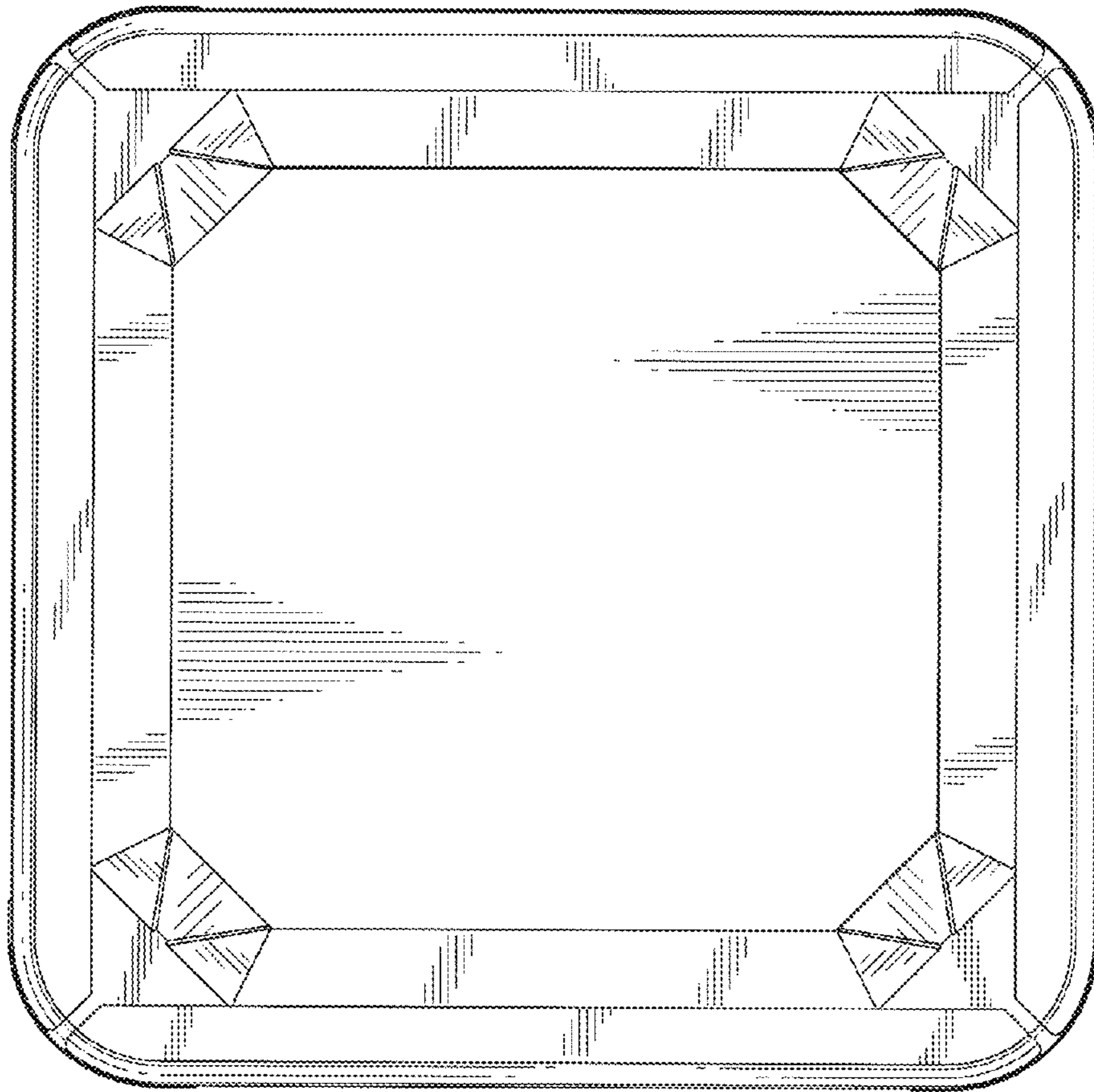


FIG. 7

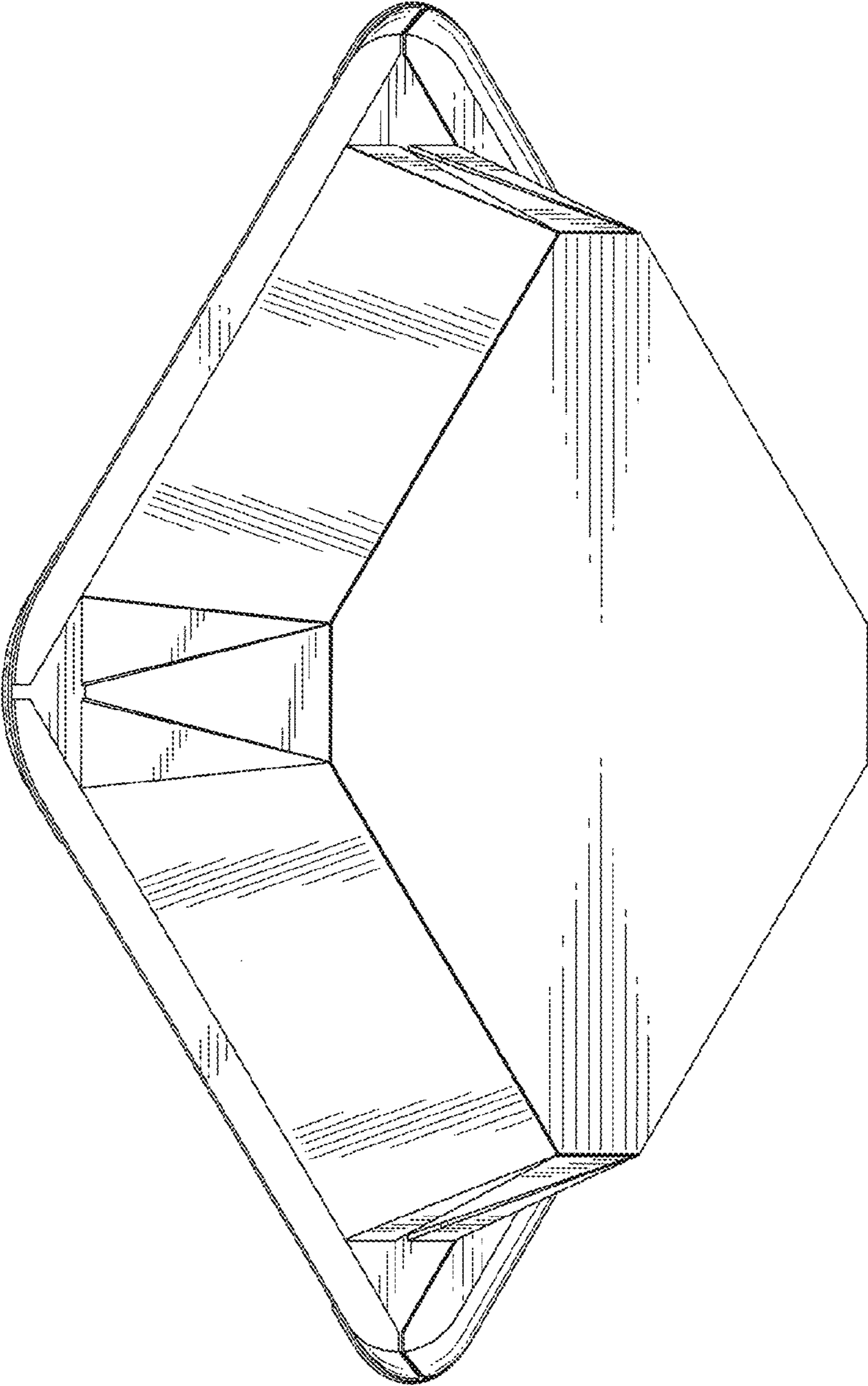


FIG. 8