



US00D738715S

(12) **United States Design Patent**
Weinmann

(10) **Patent No.:** **US D738,715 S**
(45) **Date of Patent:** **** Sep. 15, 2015**

(54) **GIFT BOX**
(71) Applicant: **Gabriele Weinmann**, Berlin (DE)
(72) Inventor: **Gabriele Weinmann**, Berlin (DE)

(**) Term: **14 Years**
(21) Appl. No.: **29/481,061**
(22) Filed: **Jan. 31, 2014**

(30) **Foreign Application Priority Data**

Jul. 31, 2013 (EM) 002284588-0004

(51) **LOC (10) Cl.** **09-03**

(52) **U.S. Cl.**
USPC **D9/418**

(58) **Field of Classification Search**
USPC D9/418, 415, 419, 433, 457, 456, 499,
D9/715, 434, 737, 435, 428, 519, 600, 705,
D9/668, 426; 206/223, 15.2, 457, 736, 6.1,
206/484, 560.09, 4.24, 4.23, 4.25; 220/890,
220/4.24; 428/11; 215/385, 266; D3/270;
D11/220; D7/538, 629; D30/121;
D21/398; 63/26

See application file for complete search history.

(56) **References Cited**

U.S. PATENT DOCUMENTS

D390,778 S * 2/1998 Lee D9/668
D402,110 S * 12/1998 Au D3/270
D412,115 S * 7/1999 D'Andrea D9/428

6,050,438 A * 4/2000 Kovens et al. 220/4.24
D441,259 S * 5/2001 Molenaar D7/629
6,499,314 B1 * 12/2002 Weinmann et al. 63/26
D473,160 S * 4/2003 Weissman D11/220
D475,288 S * 6/2003 Hoffmann et al. D9/426
D572,535 S * 7/2008 El-Ghouyel et al. D7/538
D573,026 S * 7/2008 Tsai D9/519
D583,249 S * 12/2008 Kracke D9/600
D592,064 S * 5/2009 Kilany D9/519
D606,420 S * 12/2009 Shoji D9/705
D612,245 S * 3/2010 Canamasas Puigbo D9/519
D632,027 S * 2/2011 Johnston et al. D30/121
D677,174 S * 3/2013 D'Hollander D9/715
D688,136 S * 8/2013 Kuo et al. D9/645
8,651,274 B2 * 2/2014 Shafer et al. 206/484
D707,303 S * 6/2014 Saber et al. D21/398

* cited by examiner

Primary Examiner — Holly Baynham

Assistant Examiner — Rhea Shields

(74) *Attorney, Agent, or Firm* — Leason Ellis LLP

(57) **CLAIM**

The ornamental design for a gift box, as shown and described.

DESCRIPTION

FIG. 1 is a side perspective view of a gift box showing my new design;

FIG. 2 is a top perspective view thereof;

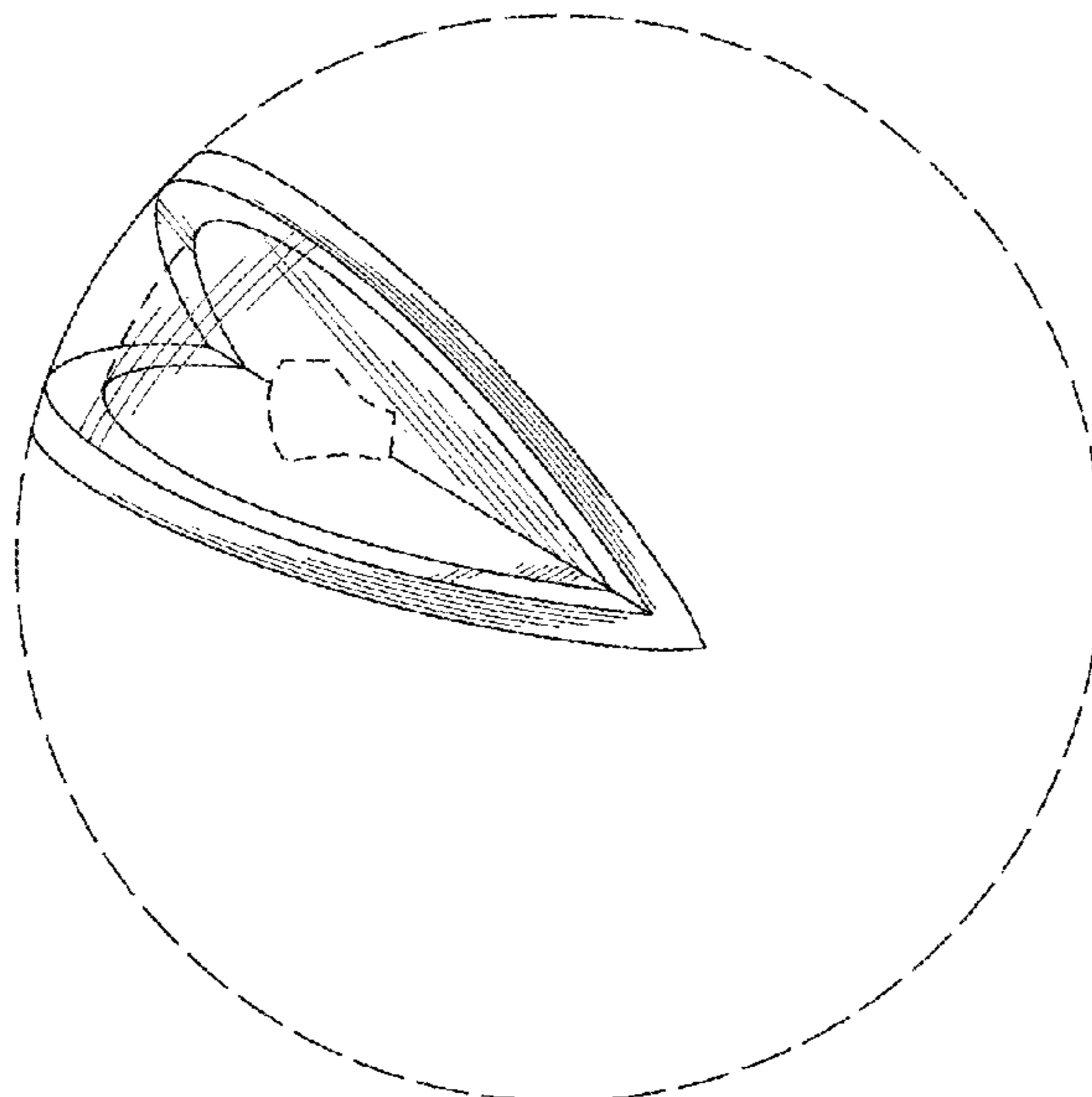
FIG. 3 is a side perspective view thereof;

FIG. 4 is a side elevation view thereof; and,

FIG. 5 is a top plan view thereof.

In the drawings, the broken lines depict unclaimed subject matter only and form no part of the claimed design.

1 Claim, 5 Drawing Sheets



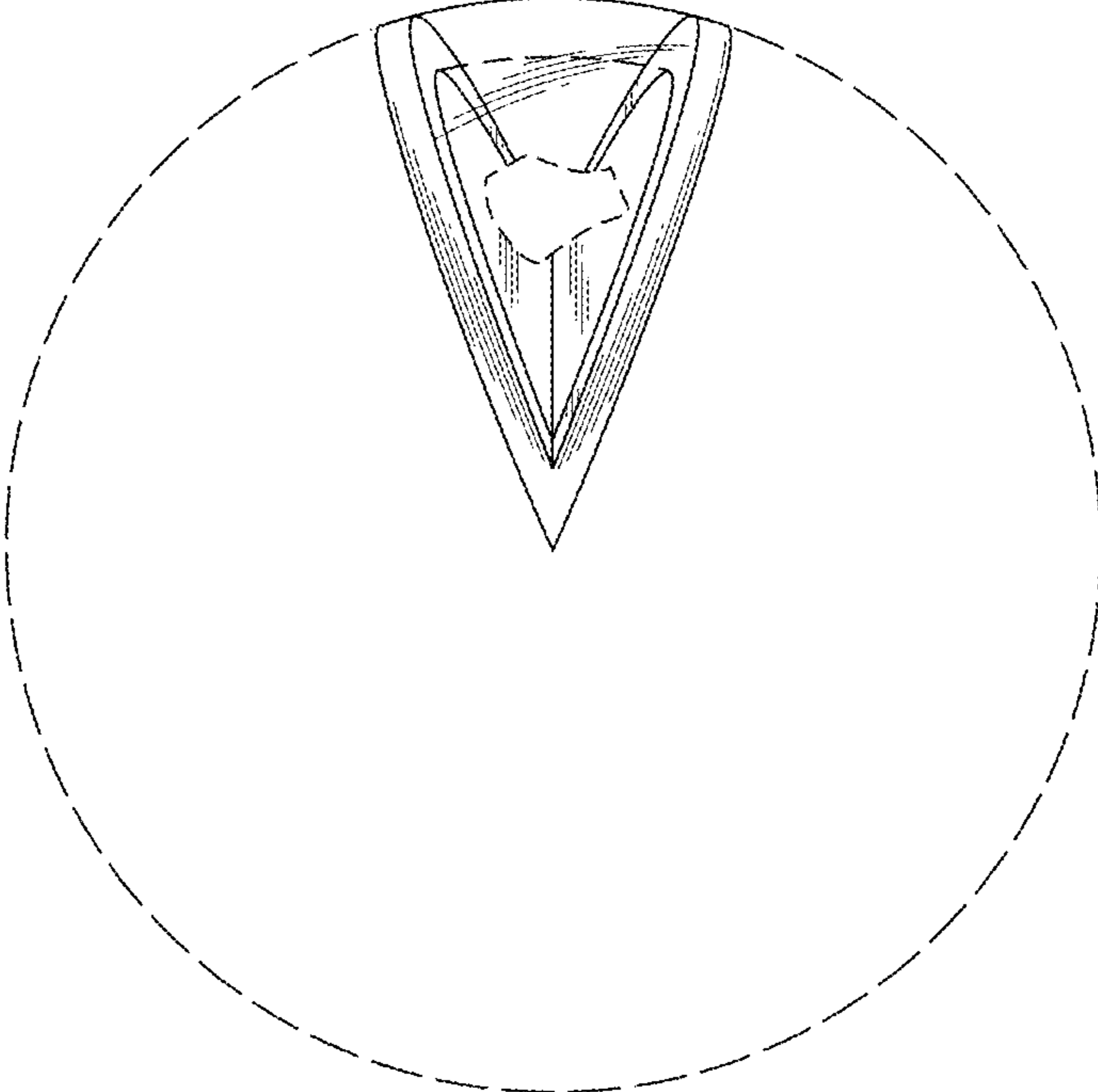


Fig. 1

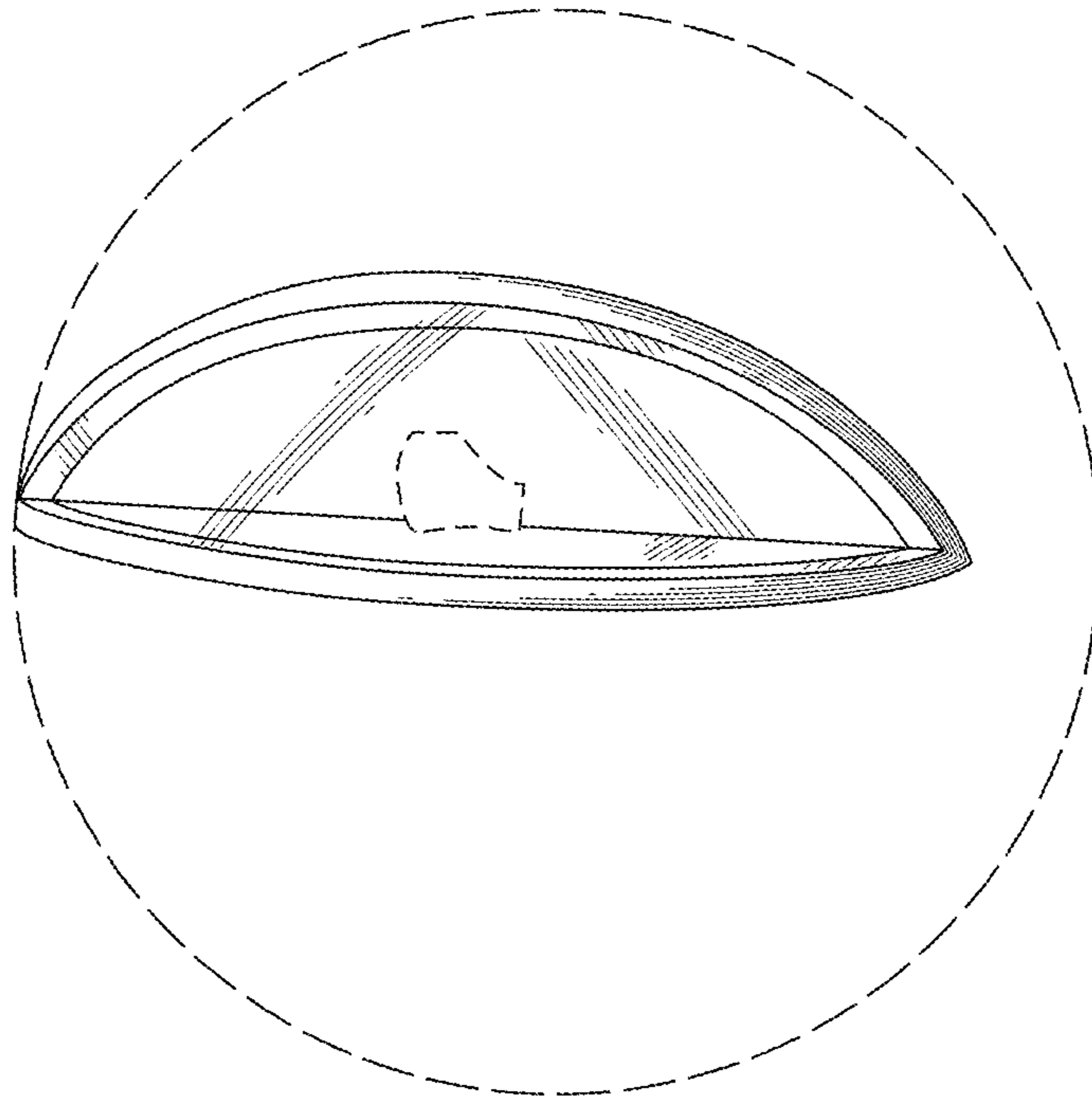


Fig. 2

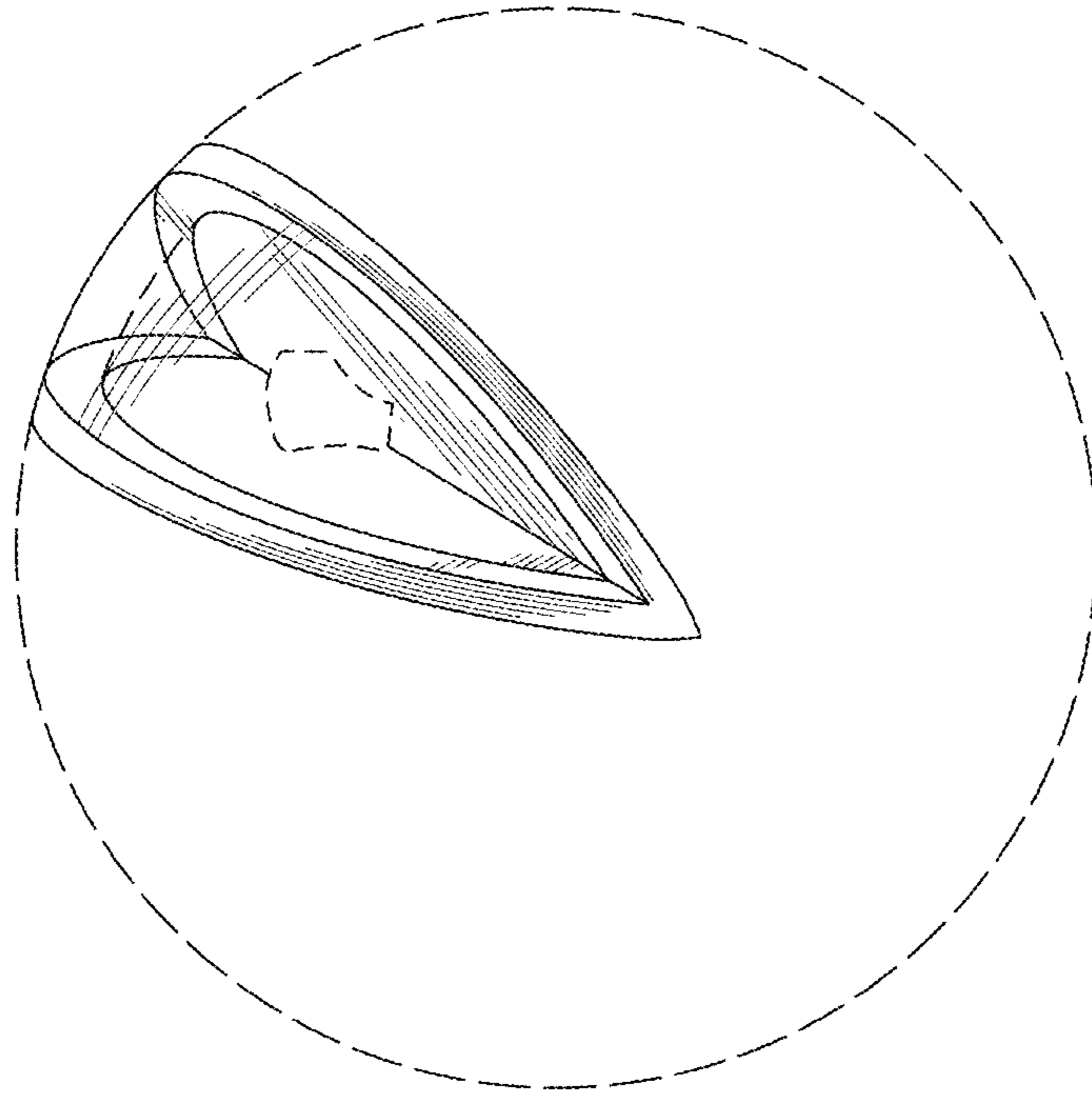


Fig. 3

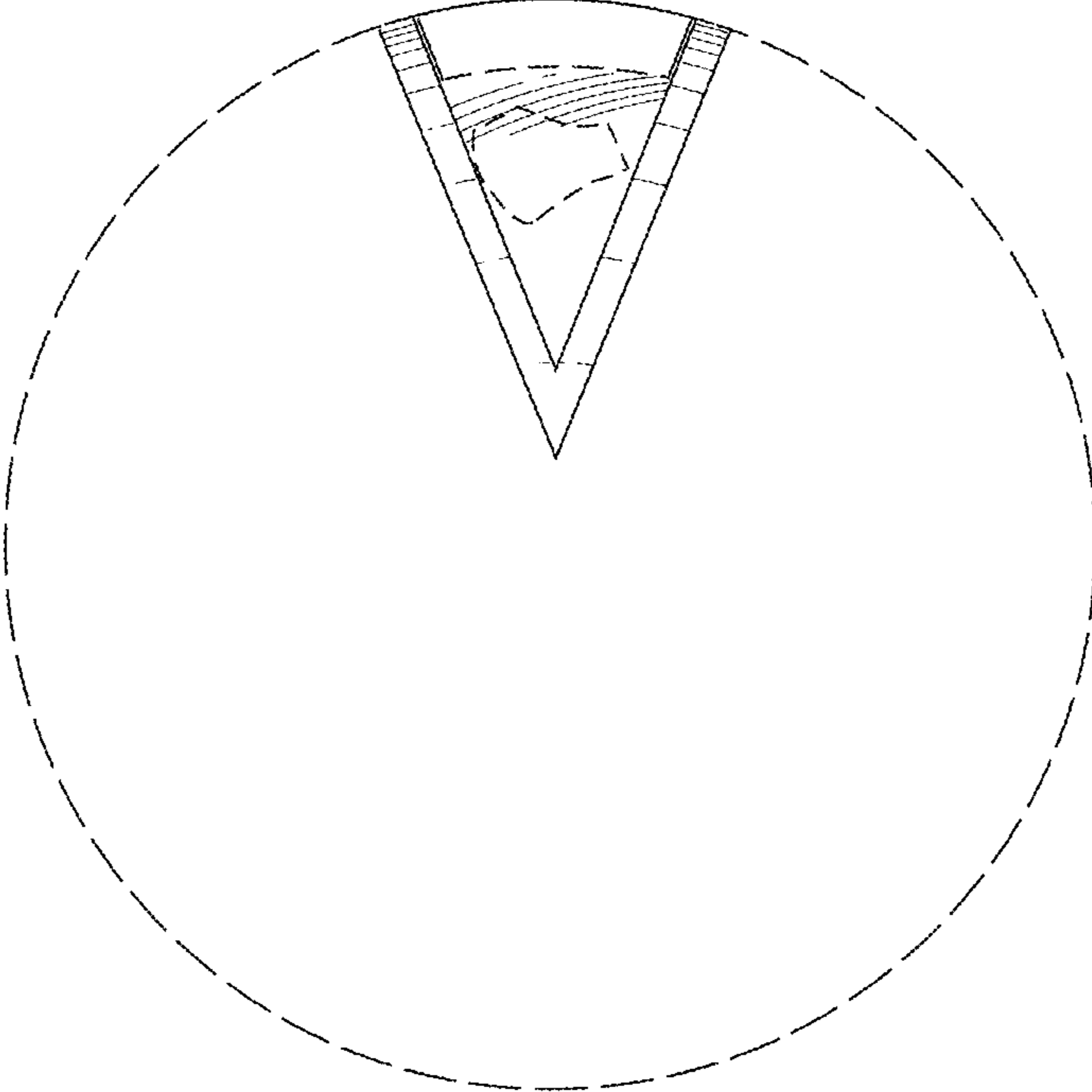


Fig. 4

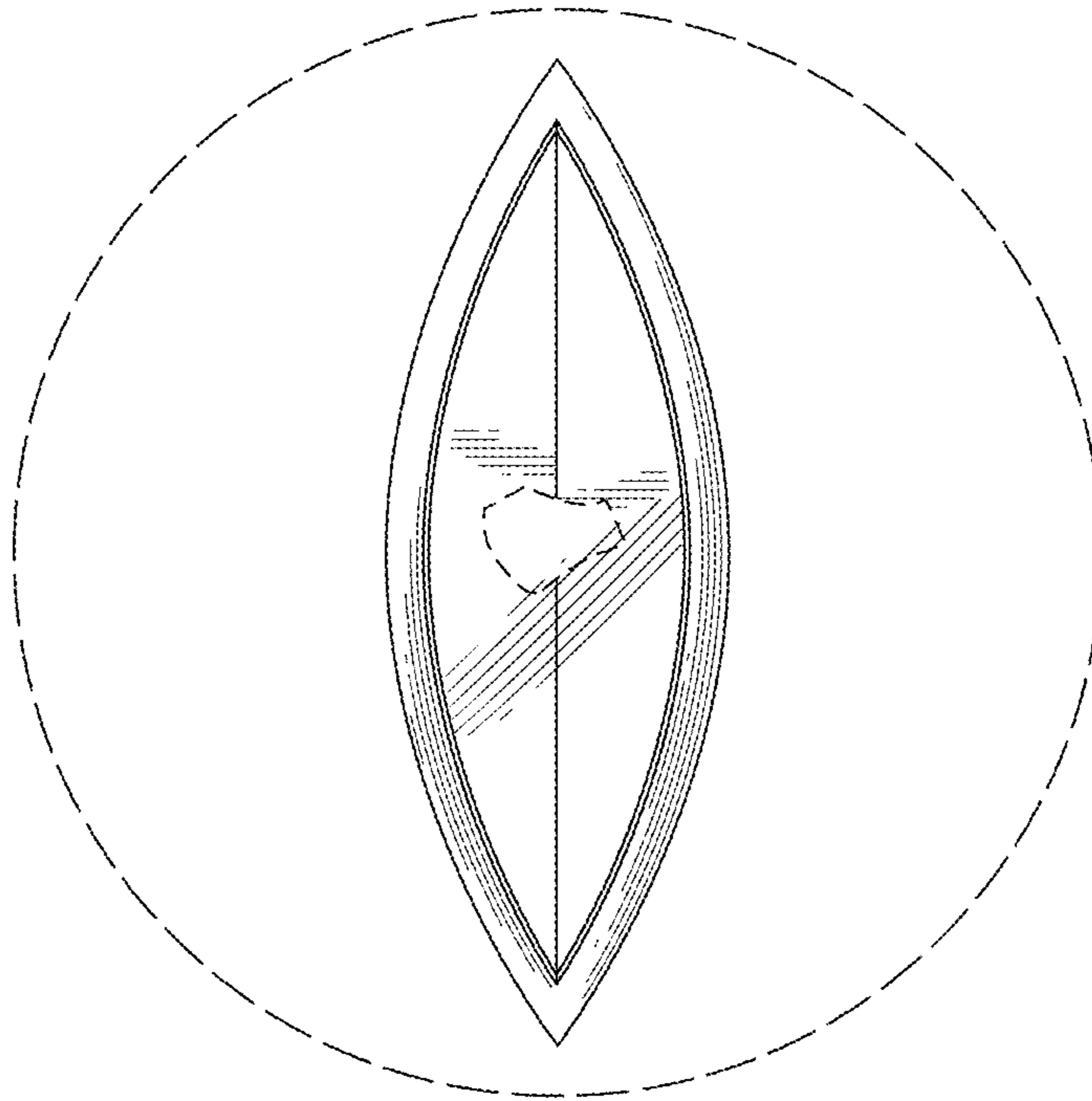


Fig. 5