



US00D738709S

(12) **United States Design Patent**
Moreau et al.

(10) **Patent No.:** **US D738,709 S**

(45) **Date of Patent:** **** Sep. 15, 2015**

(54) **DROP-PREVENTION STRAP FOR A ROLLED PRODUCT**

(71) Applicant: **Ty-Flot, Inc.**, Manchester, NH (US)
(72) Inventors: **Darrell A. Moreau**, Manchester, NH (US); **Andre W. Moreau**, Spring Hill, FL (US)
(73) Assignee: **Ty-Flot, Inc.**, Manchester, NH (US)
(**) Term: **14 Years**

(21) Appl. No.: **29/504,434**
(22) Filed: **Oct. 6, 2014**
(51) **LOC (10) Cl.** **08-05**
(52) **U.S. Cl.**
USPC **D8/358**
(58) **Field of Classification Search**
USPC D8/358, 360, 356, 359, 383, 380, 381;
D6/515; D12/96, 106, 400, 223, 217;
D10/72; D19/67; D13/137.4; D34/14,
D34/19, 24, 25; D21/408, 694, 691, 771,
D21/682, 394, 732, 774, 777; D16/231,
D16/339, 136
CPC B66D 3/006; B66D 3/18; B66D 3/26;
B66D 3/02; B66D 3/14; B63B 21/18; B63B
21/26; B65B 57/005; A61G 7/1051; A61G
7/1061; B65H 16/02; B65H 2301/4131;
B65H 75/4471; B66B 11/08

See application file for complete search history.

(56) **References Cited**

U.S. PATENT DOCUMENTS

D329,484 S *	9/1992	Dandy et al.	D21/771
D366,083 S *	1/1996	Zemke	D21/774
D368,272 S *	3/1996	Starr et al.	D16/339
D439,942 S *	4/2001	Ray	D21/694
D561,565 S *	2/2008	Mitchell	D8/358
D642,644 S *	8/2011	Cutler	D21/771
D652,701 S *	1/2012	Cranny	D8/44
D670,154 S *	11/2012	Kelleghan	D8/356
D676,618 S *	2/2013	Kalbach	D30/153
D685,866 S *	7/2013	Kinsbourne	D21/682

* cited by examiner

Primary Examiner — Robert M Spear

Assistant Examiner — Eliza Bennett-Hattan

(74) *Attorney, Agent, or Firm* — Mesmer & Deleault PLLC

(57) **CLAIM**

The ornamental design for a drop-prevention strap for a rolled product, as shown and described.

DESCRIPTION

FIG. 1 is a front elevational view of a drop-prevention strap for a rolled product showing our new design;
FIG. 2 is a side elevational view thereof;
FIG. 3 is a side, front, and top perspective view thereof; and,
FIG. 4 is a side, front, and top perspective view thereof shown installed on a structure and holding a rolled product, where the objects illustrated in broken lines are shown for the purpose of illustrating environment and form no part of the claimed design.

1 Claim, 2 Drawing Sheets

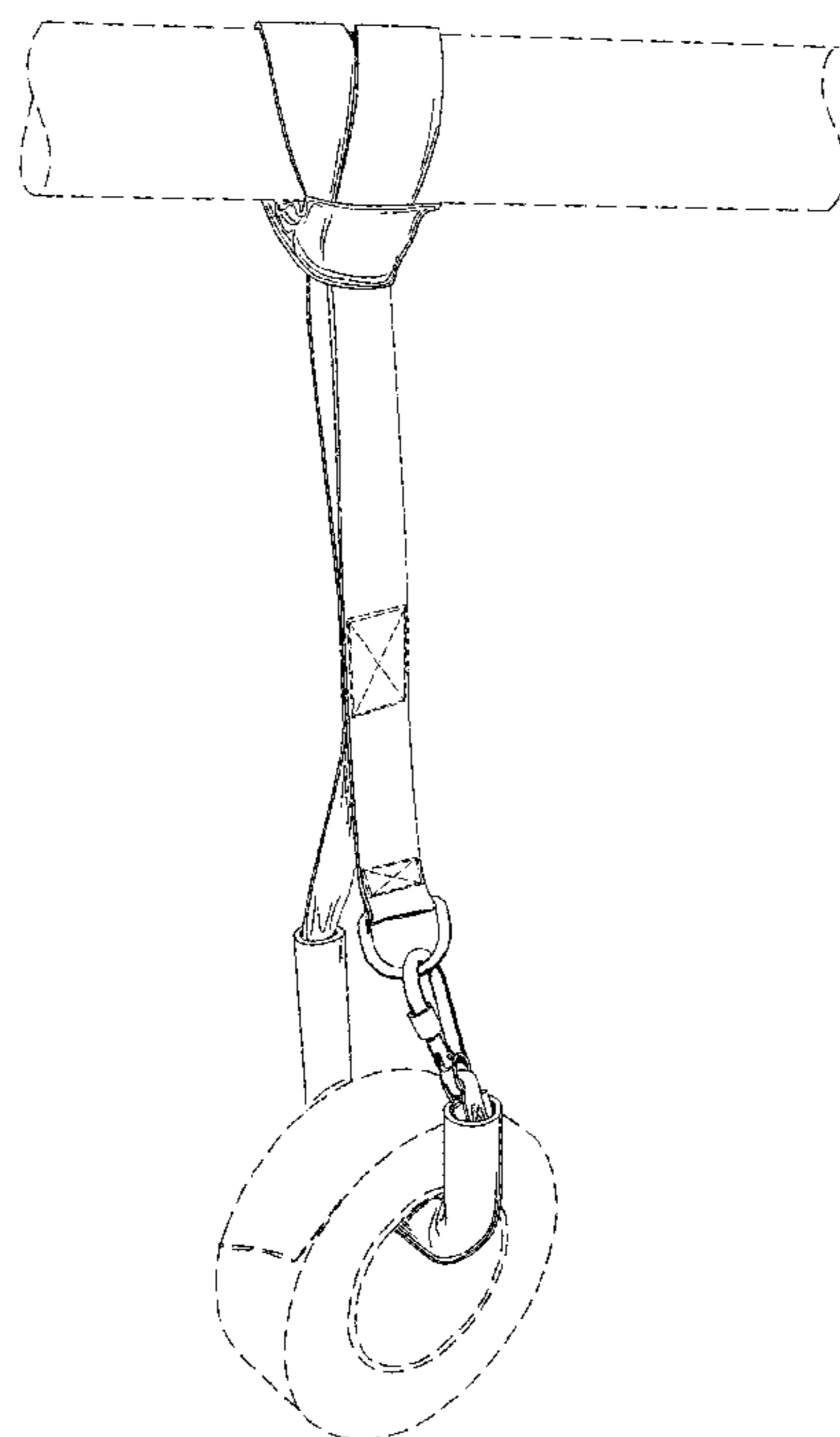


Fig. 1

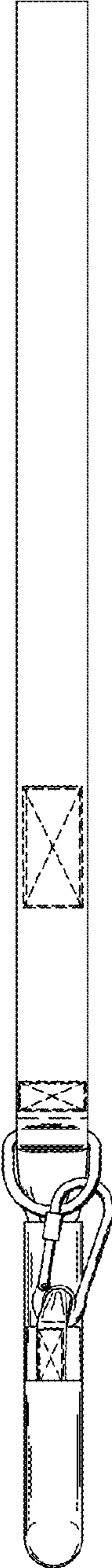


Fig. 2

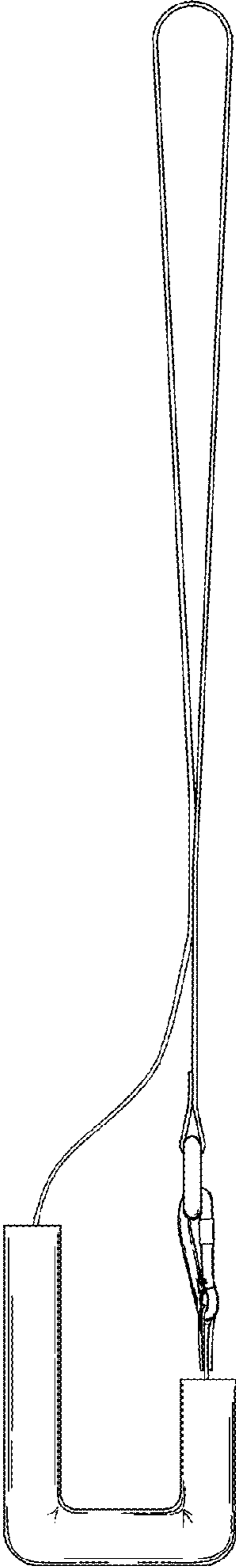


Fig. 3

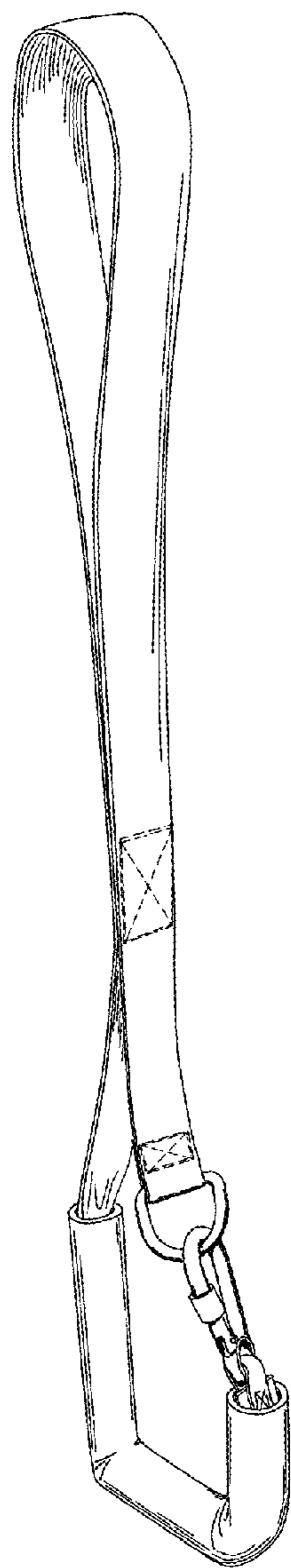


Fig. 4

