



US00D738700S

(12) **United States Design Patent**
Yan et al.

(10) **Patent No.:** **US D738,700 S**

(45) **Date of Patent:** **** Sep. 15, 2015**

(54) **DECORATIVE COVER OF LOCK**

(56) **References Cited**

(71) Applicant: **Stanley Security Solutions Taiwan Ltd.**, Chiayi (TW)

U.S. PATENT DOCUMENTS

(72) Inventors: **Jia-Hong Yan**, Chiayi (TW); **Song-Gen Hsu**, Chiayi County (TW)

5,475,996	A *	12/1995	Chen	70/279.1
5,987,945	A *	11/1999	Ruano Aramburu	70/277
6,733,050	B1 *	5/2004	Yao	292/169
6,758,070	B2 *	7/2004	Yu et al.	70/107
6,935,149	B1 *	8/2005	Peng et al.	70/472
7,091,429	B2 *	8/2006	Case et al.	200/5 A
D552,967	S *	10/2007	Roberts et al.	D8/350
D576,016	S *	9/2008	Min	D8/330
D666,074	S *	8/2012	Genord et al.	D8/330
D677,145	S *	3/2013	Hsieh et al.	D8/346
D698,222	S *	1/2014	Guo	D8/330
D720,598	S *	1/2015	Dayanikli et al.	D8/330

(73) Assignee: **STANLEY SECURITY SOLUTIONS TAIWAN LTD.**, Chiayi (TW)

(**) Term: **14 Years**

* cited by examiner

(21) Appl. No.: **29/506,158**

Primary Examiner — Prabhakar Deshmukh

(22) Filed: **Oct. 14, 2014**

(74) *Attorney, Agent, or Firm* — Chun-Ming Shih

(30) **Foreign Application Priority Data**

(57) **CLAIM**

Apr. 15, 2014 (TW) 103302181

The ornamental design for a decorative cover of lock, as shown and described.

(51) **LOC (10) Cl.** **08-07**

DESCRIPTION

(52) **U.S. Cl.**
USPC **D8/330**

(58) **Field of Classification Search**
USPC D8/330, 331, 336, 338, 339, 340, 343;
70/14, 2, 51, 57, 57.1, 91, 107, 141,
70/472, 277, 279.1; 292/2, 32, 137, 288,
292/289, 290, 292

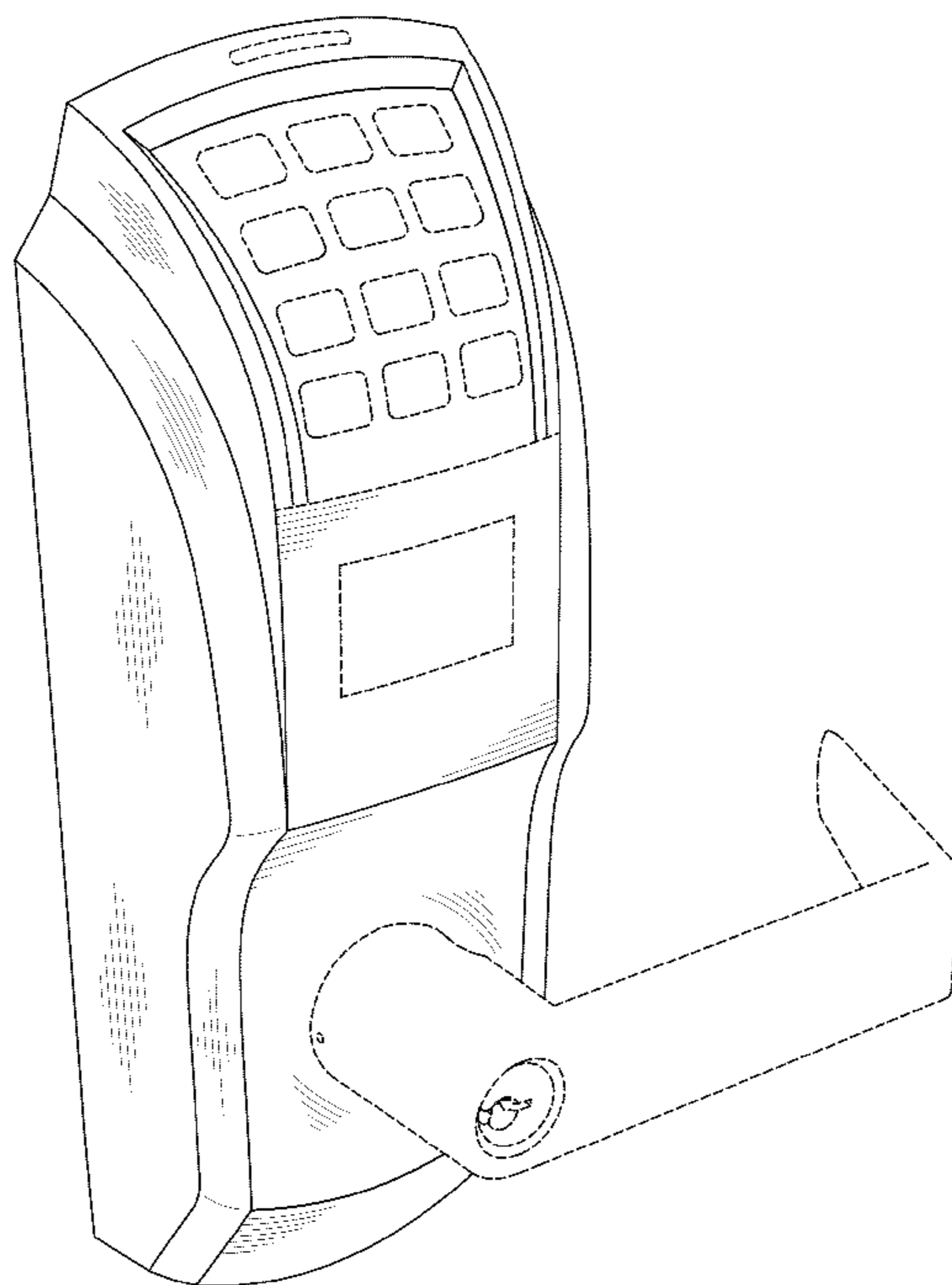
FIG. 1 is a perspective view of a decorative cover of lock showing our design;
FIG. 2 is a front elevational view thereof;
FIG. 3 is a left side elevational view thereof;
FIG. 4 is a right side elevational view thereof;
FIG. 5 is a top plan view thereof; and,
FIG. 6 is a bottom plan view thereof.

CPC G05B 19/00; G05B 15/00; E05B 49/00;
E05B 9/00; E05B 17/00; E05B 37/00

The rear view is not part of the claimed design. The broken line showing is for illustrative purposes only, and forms no part of the claimed design. The shade lines on the surface portions indicate contour and not surface decoration.

See application file for complete search history.

1 Claim, 4 Drawing Sheets



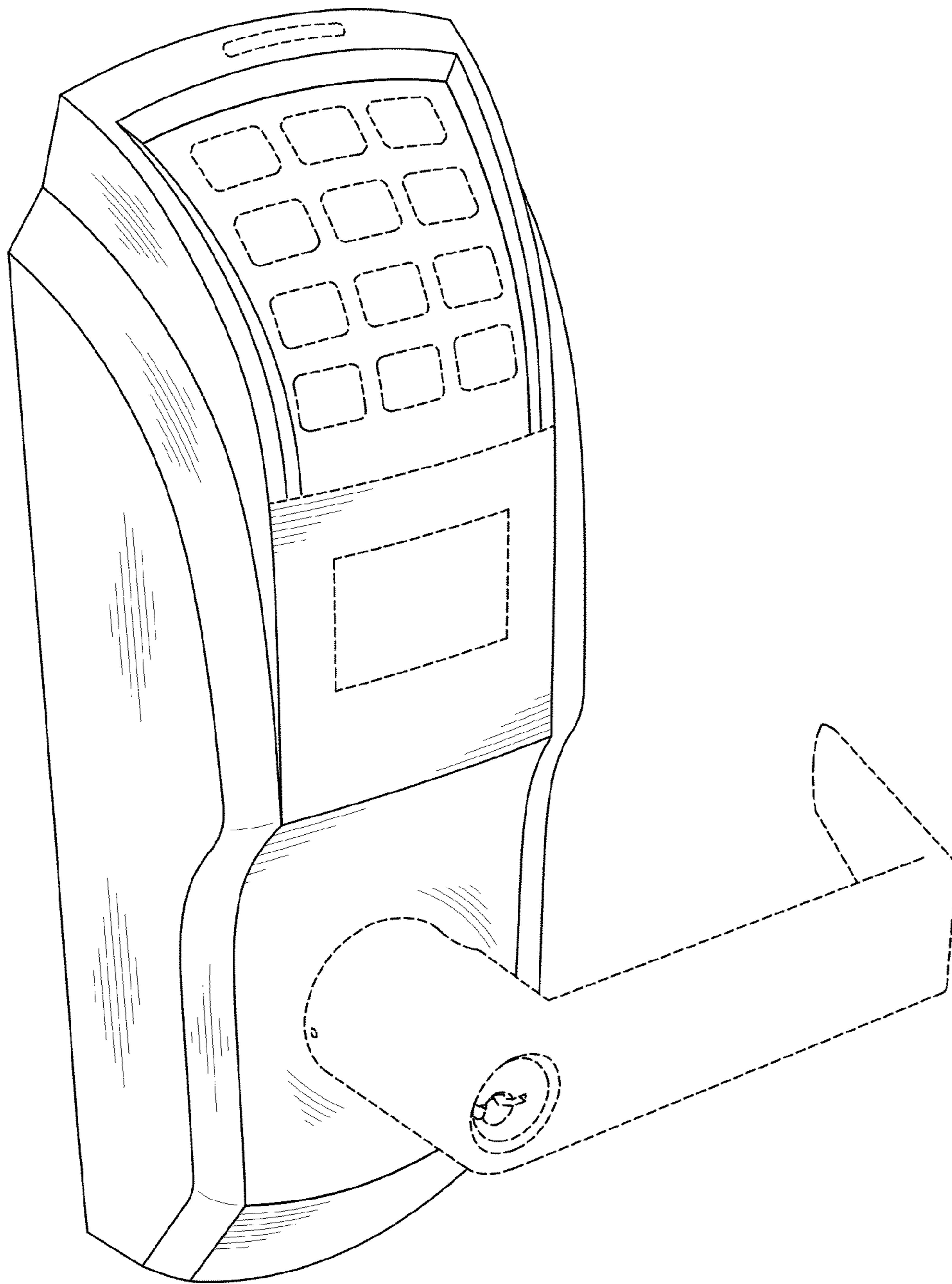


FIG. 1

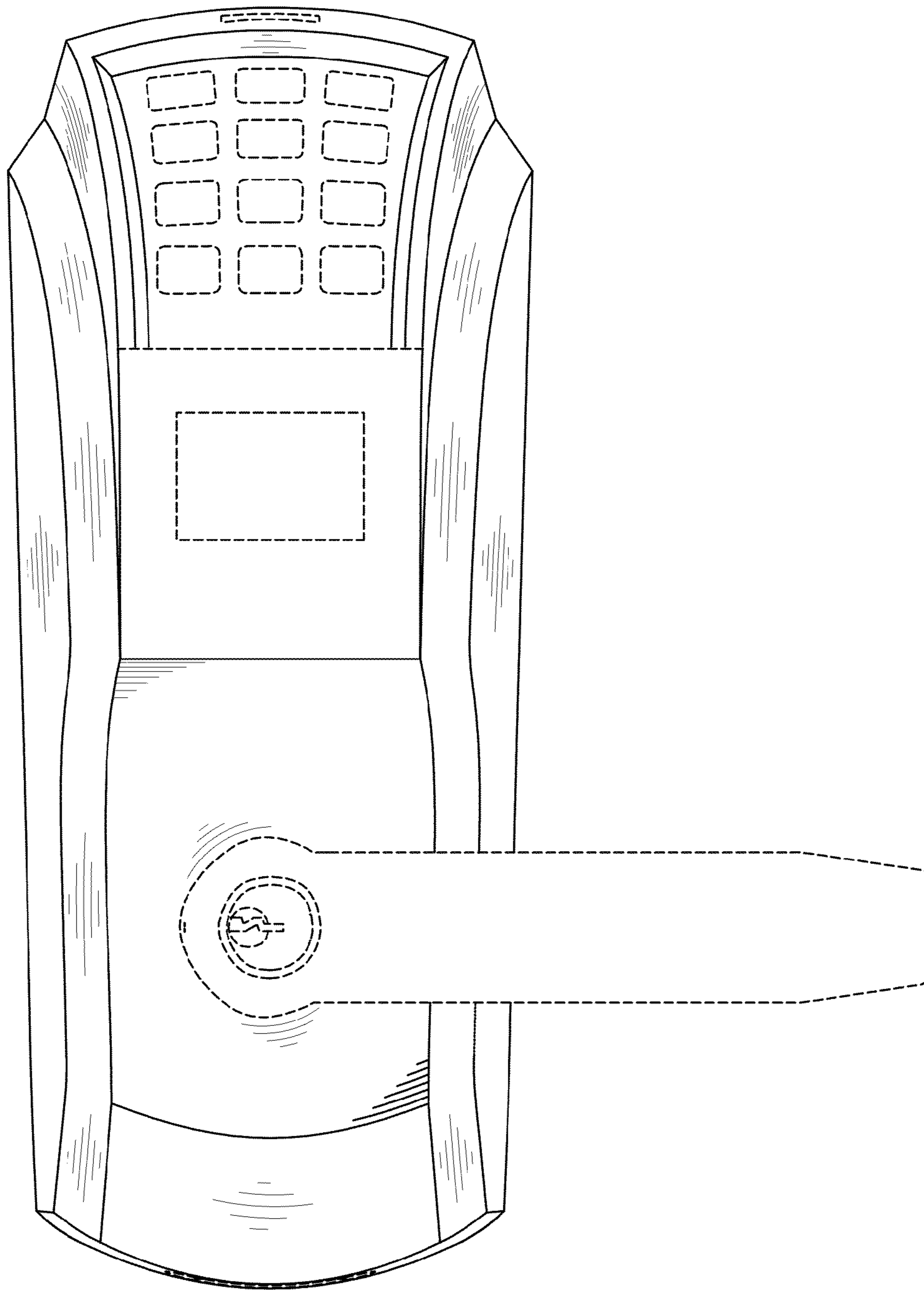


FIG. 2

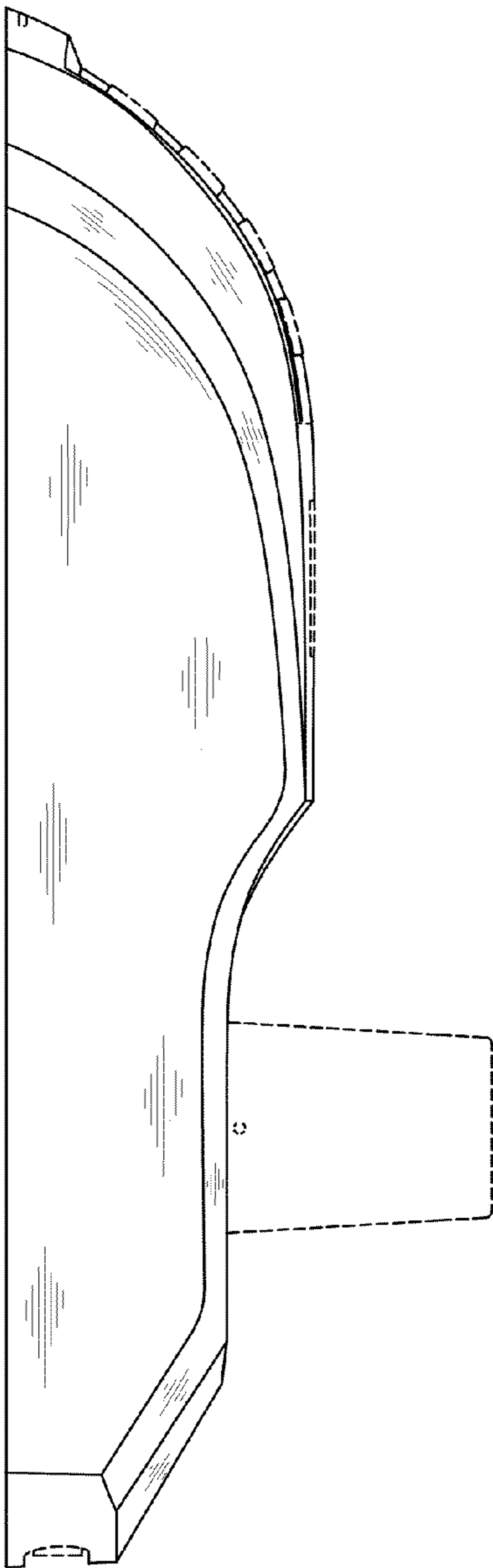


FIG. 3

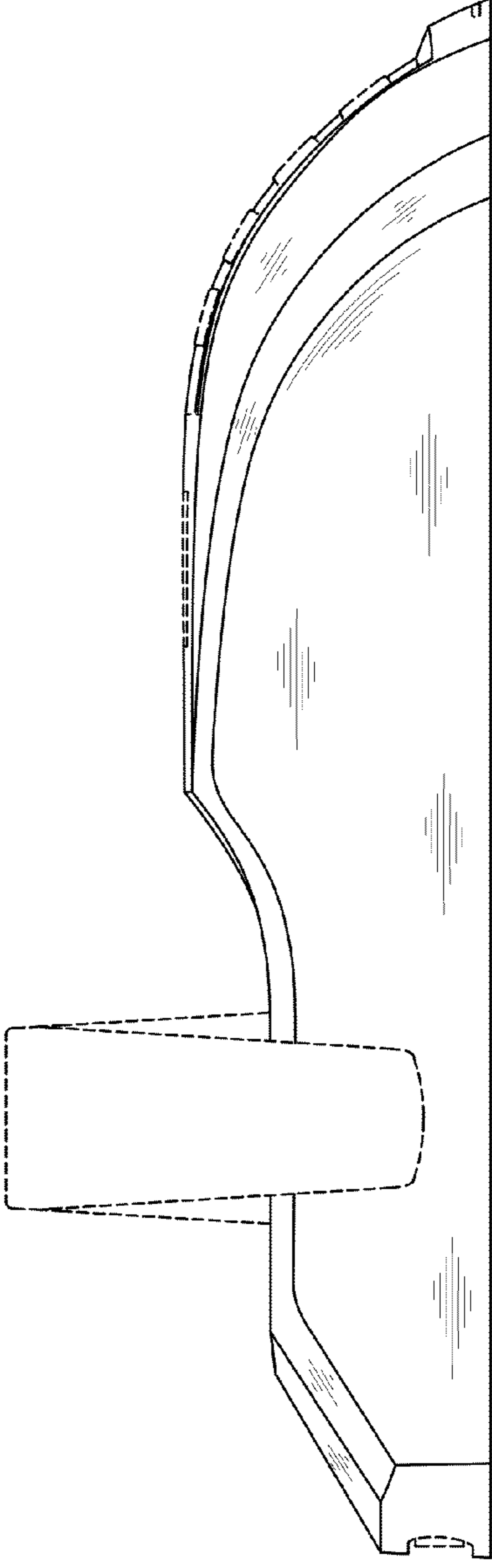


FIG. 4

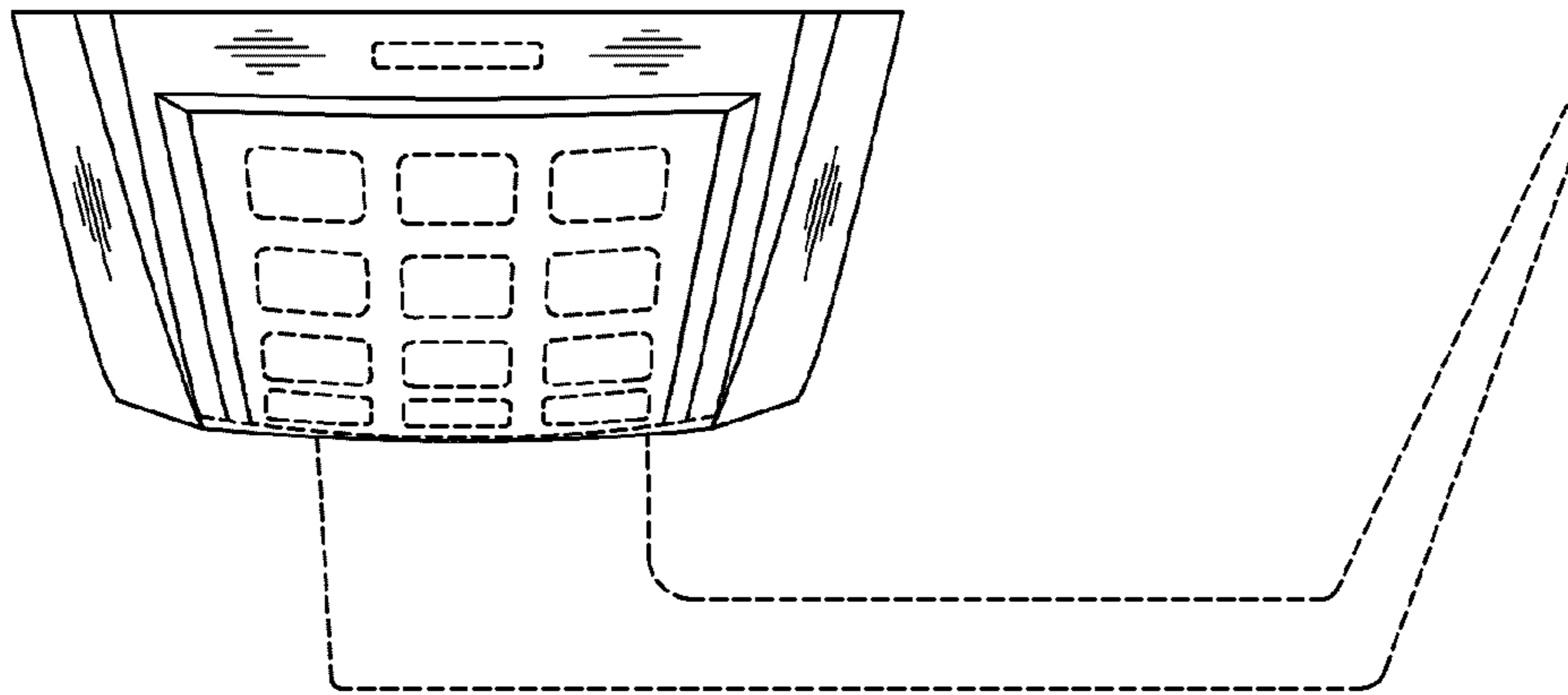


FIG. 5

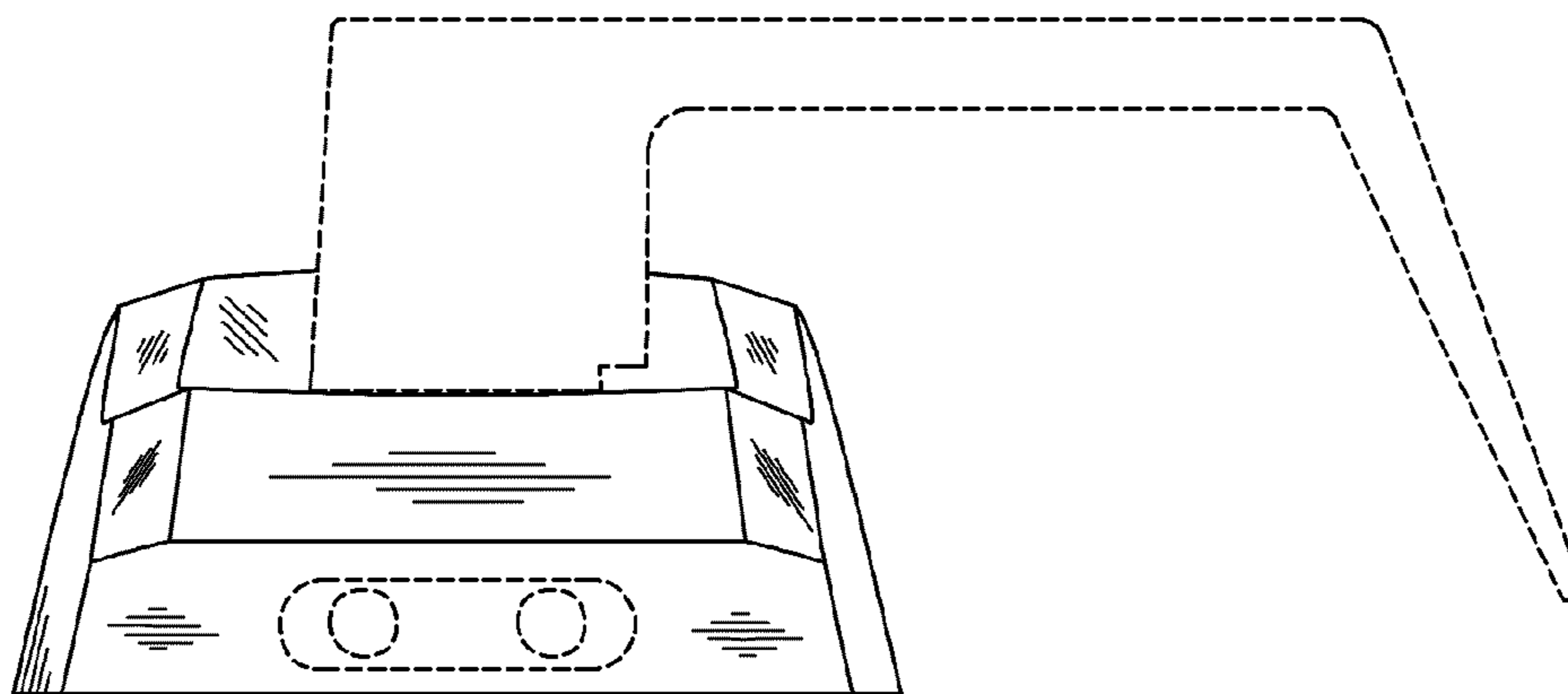


FIG. 6