

US00D738683S

(12) **United States Design Patent**  
**Segers et al.**

(10) **Patent No.:** **US D738,683 S**

(45) **Date of Patent:** **\*\* Sep. 15, 2015**

- (54) **COOKING APPLIANCE GRATE**
- (71) Applicant: **BSH Bosch und Siemens Hausgeräte GmbH, Munich (DE)**
- (72) Inventors: **Hermann-Reinhard Segers, München (DE); Sören Strayle, München (DE)**
- (73) Assignee: **BSH Hausgeraete GmbH, Munich (DE)**
- (\*\*) Term: **14 Years**
- (21) Appl. No.: **29/468,888**
- (22) Filed: **Oct. 4, 2013**

**Related U.S. Application Data**

- (62) Division of application No. 29/443,507, filed on Jan. 18, 2013, now Pat. No. Des. 697,756, which is a division of application No. 29/426,277, filed on Jul. 3, 2012, now Pat. No. Des. 678,720, which is a division of application No. 29/418,939, filed on Apr. 24, 2012, now Pat. No. Des. 668,104, which is a division of application No. 29/411,278, filed on Jan. 19, 2012, now Pat. No. Des. 663,583, which is a division of application No. 29/403,349, filed on Oct. 5, 2011, now Pat. No. Des. 666,054, which is a division of application No. 29/376,443, filed on Oct. 7, 2010, now Pat. No. Des. 651,458.

(30) **Foreign Application Priority Data**

- Apr. 14, 2010 (EM) ..... 001210603
- May 27, 2010 (EM) ..... 001220008
- (51) **LOC (10) Cl.** ..... **07-02**
- (52) **U.S. Cl.**
- USPC ..... **D7/408**

- (58) **Field of Classification Search**
- USPC ..... D7/323, 340–348, 402–409, 362; 126/39 B, 211, 217–218, 214 C, 214 R, 126/215–216, 152 R; 219/460.1, 506
- CPC ..... F24C 3/08; F24C 3/082; F24C 3/085; F24C 7/067; F24C 7/062; F24C 15/36; F24C 1/10; F24C 1/12; F24C 15/107; F24C 15/10; F24C 15/12; F24C 7/082; F24B 13/00; F23H 13/00; H05B 3/748
- See application file for complete search history.

(56) **References Cited**

U.S. PATENT DOCUMENTS

|              |         |                      |        |
|--------------|---------|----------------------|--------|
| D467,461 S * | 12/2002 | Jones et al. ....    | D7/346 |
| D470,359 S * | 2/2003  | Jones et al. ....    | D7/408 |
| D473,096 S * | 4/2003  | Resuello et al. .... | D7/346 |
| D481,589 S * | 11/2003 | Becker et al. ....   | D7/408 |
| D486,690 S * | 2/2004  | Becker et al. ....   | D7/408 |
| D489,933 S * | 5/2004  | Rummel et al. ....   | D7/346 |
| D557,069 S * | 12/2007 | Shin et al. ....     | D7/408 |

(Continued)

*Primary Examiner* — T. Chase Nelson  
*Assistant Examiner* — Mark Cavanna  
 (74) *Attorney, Agent, or Firm* — James E. Howard; Andre Pallapies

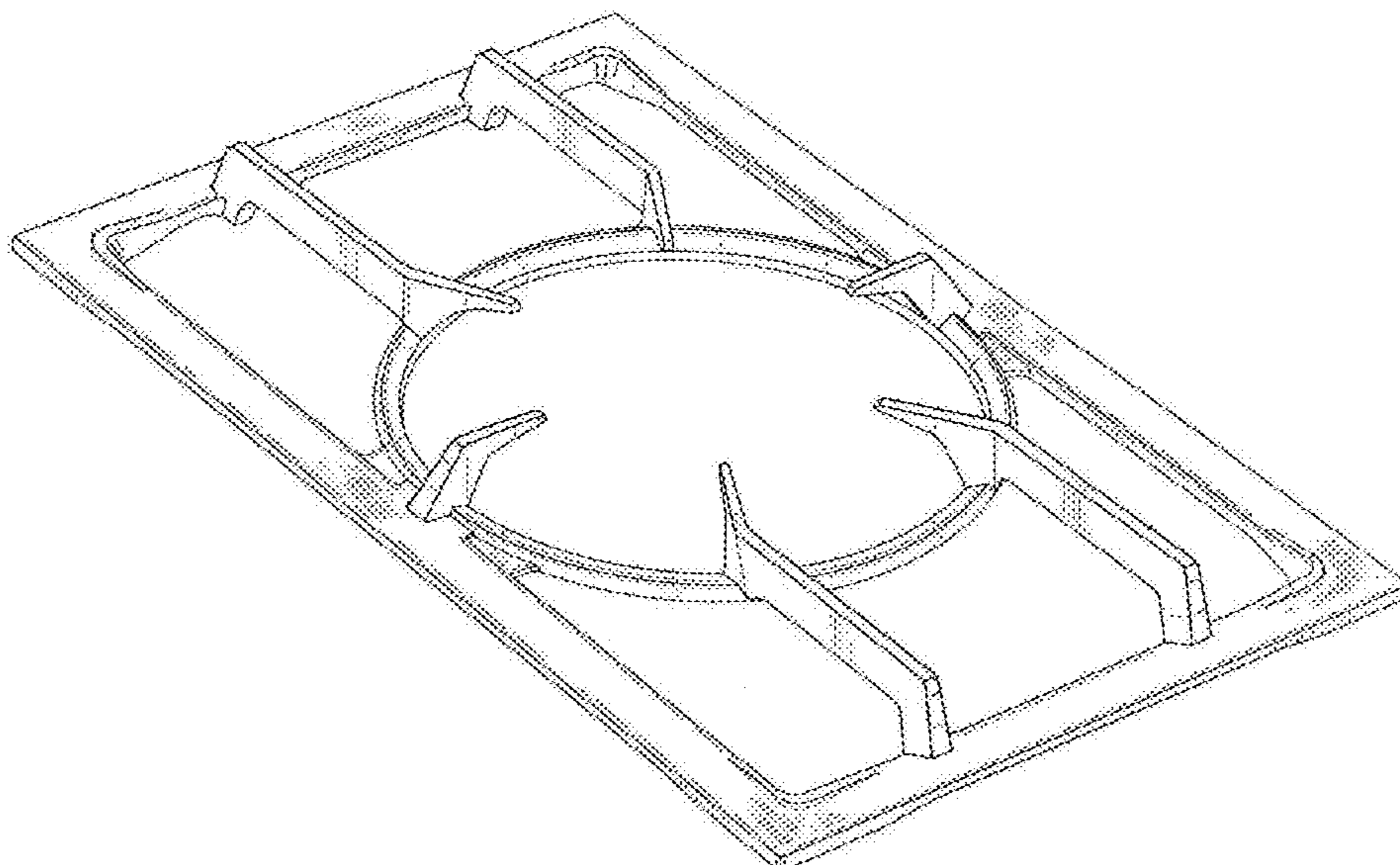
(57) **CLAIM**

The ornamental design for a cooking appliance grate, as shown and described.

**DESCRIPTION**

FIG. 1 is a front perspective view showing a cooking appliance grate according to our new ornamental design;  
 FIG. 2 is a top view thereof;  
 FIG. 3 is a bottom view thereof;  
 FIG. 4 is a front view thereof, with the rear view thereof being a mirror image thereof; and,  
 FIG. 5 is a right side view thereof, with the left side view thereof being a mirror image thereof.

**1 Claim, 4 Drawing Sheets**



# US D738,683 S

Page 2

---

(56)

## References Cited

### U.S. PATENT DOCUMENTS

|              |         |                |       |        |
|--------------|---------|----------------|-------|--------|
| D622,543 S * | 8/2010  | Funnell et al. | ..... | D7/408 |
| D628,431 S * | 12/2010 | Funnell et al. | ..... | D7/346 |
| D633,337 S * | 3/2011  | Funnell et al. | ..... | D7/408 |
| D577,255 S * | 9/2008  | Baldwin et al. | ..... | D7/408 |

\* cited by examiner

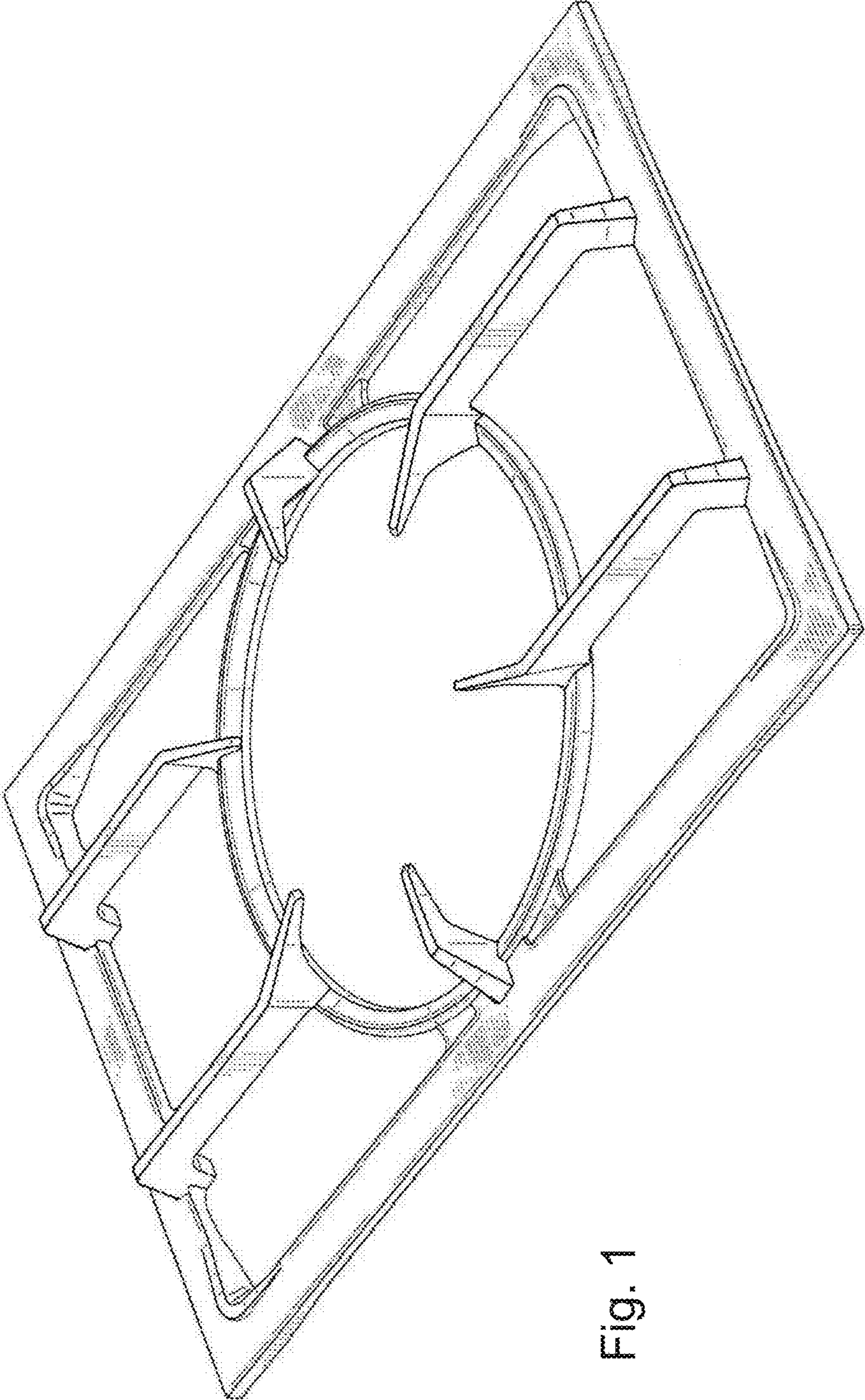


Fig. 1



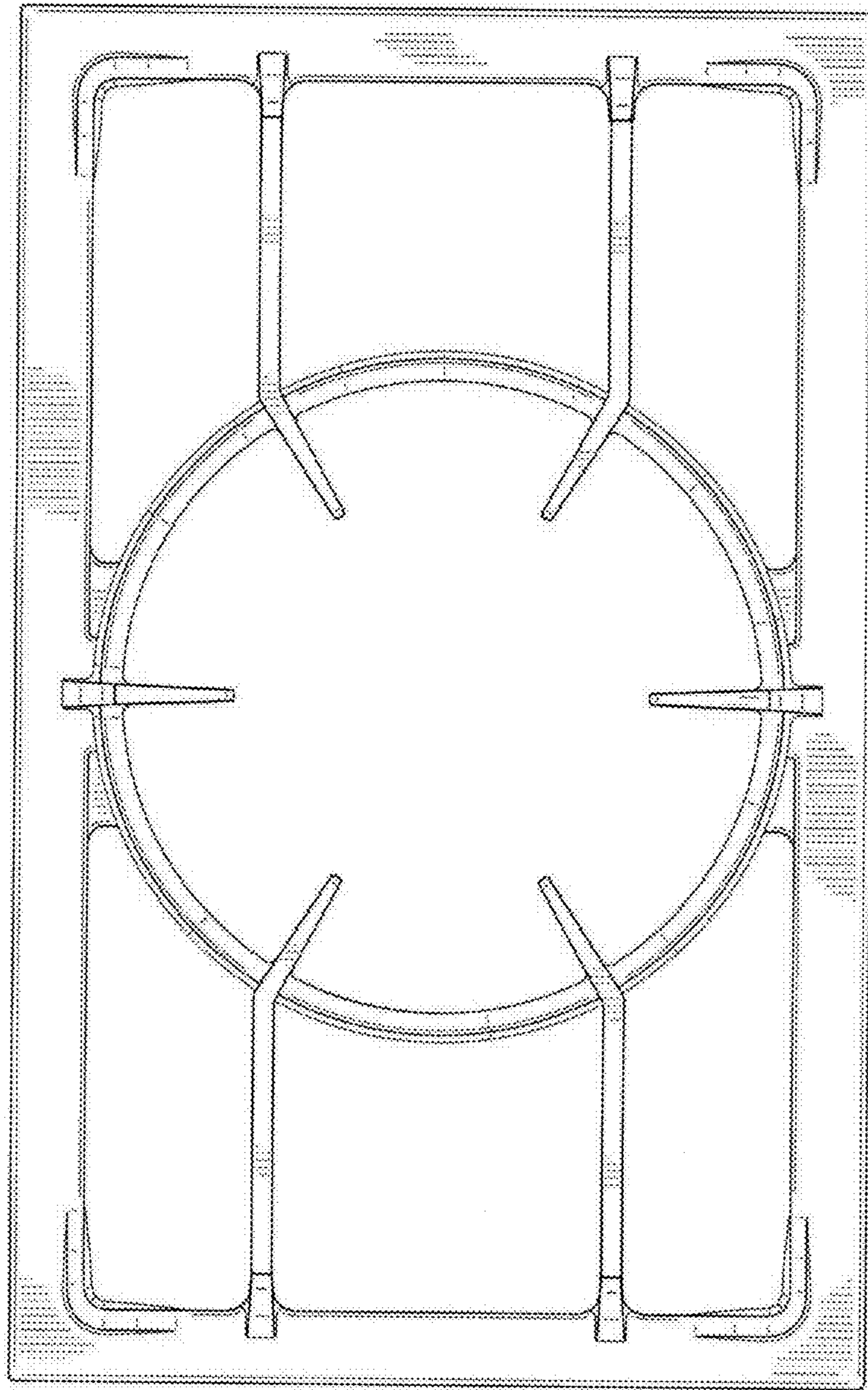


Fig. 2

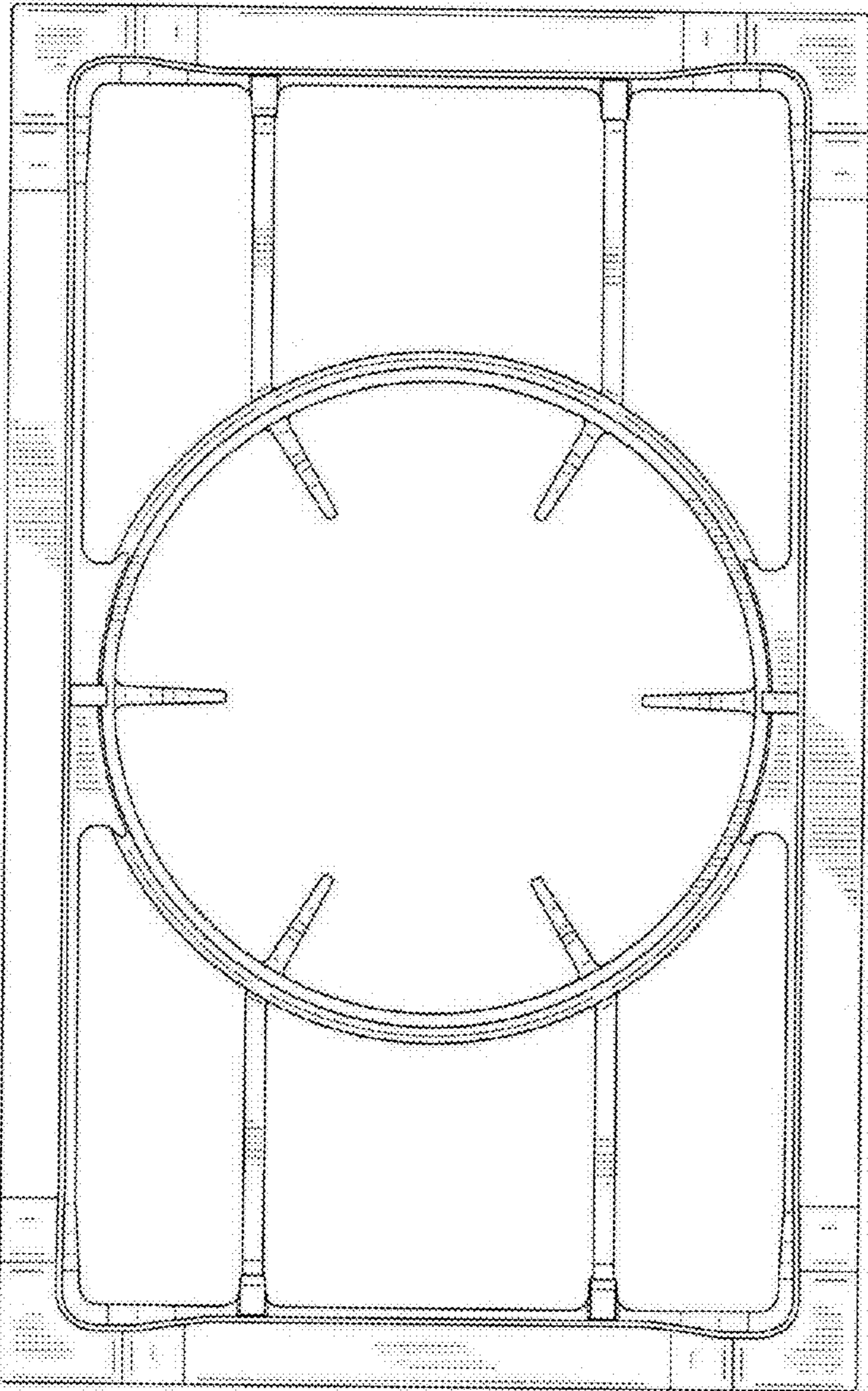


Fig. 3




Fig. 4

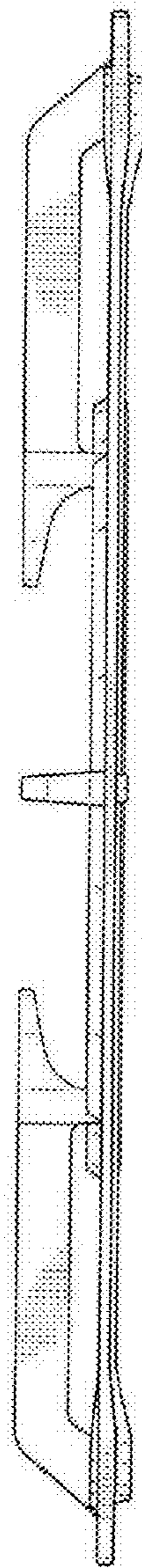


Fig. 5