



US00D738656S

(12) **United States Design Patent**
Parisi et al.

(10) **Patent No.:** **US D738,656 S**

(45) **Date of Patent:** **** Sep. 15, 2015**

(54) **CHAIR**

(71) Applicant: **QubicaAMF Worldwide, LLC**,
Mechanicsville, VA (US)

(72) Inventors: **Tommaso Parisi**, Bologna (IT);
Massimo Baraldi, Bologna (IT);
Michele Oca, San Matteo Della Decima
(IT)

(73) Assignee: **QUBICAAMF WORLDWIDE, LLC**,
Mechanicsville, VA (US)

(**) Term: **14 Years**

(21) Appl. No.: **29/472,292**

(22) Filed: **Nov. 11, 2013**

(51) **LOC (10) Cl.** **06-01**

(52) **U.S. Cl.**
USPC **D6/716; D6/375**

(58) **Field of Classification Search**
USPC D6/334-336, 364, 365, 366, 367, 374,
D6/375, 716, 716.1, 716.2, 716.3, 716.4
CPC A47C 3/12; A47C 3/18; A47C 4/03;
A47C 7/004; A47C 7/02; B60N 2/686
See application file for complete search history.

(56) **References Cited**

U.S. PATENT DOCUMENTS

3,261,640 A * 7/1966 Straits A47C 3/12
3,313,571 A * 4/1967 Ferrara A47C 3/12

3,990,741 A * 11/1976 Snyder et al. A47C 3/12
4,892,356 A * 1/1990 Pittman et al. A47C 3/12
5,499,413 A * 3/1996 Van Hekken A47C 3/12
D493,642 S * 8/2004 Maran D6/716
D518,304 S * 4/2006 Crescenti D6/375
D581,688 S * 12/2008 Miller et al. D6/375
D618,005 S * 6/2010 Heltemes et al. D6/375
D628,831 S * 12/2010 Schmitz et al. D6/716
D668,470 S * 10/2012 Eicke D6/375
D683,558 S * 6/2013 Rada et al. D6/716

* cited by examiner

Primary Examiner — Mimoso De

(74) *Attorney, Agent, or Firm* — Andrew M. Calderon;
Roberts Mlotkowski Safran & Cole, P.C.

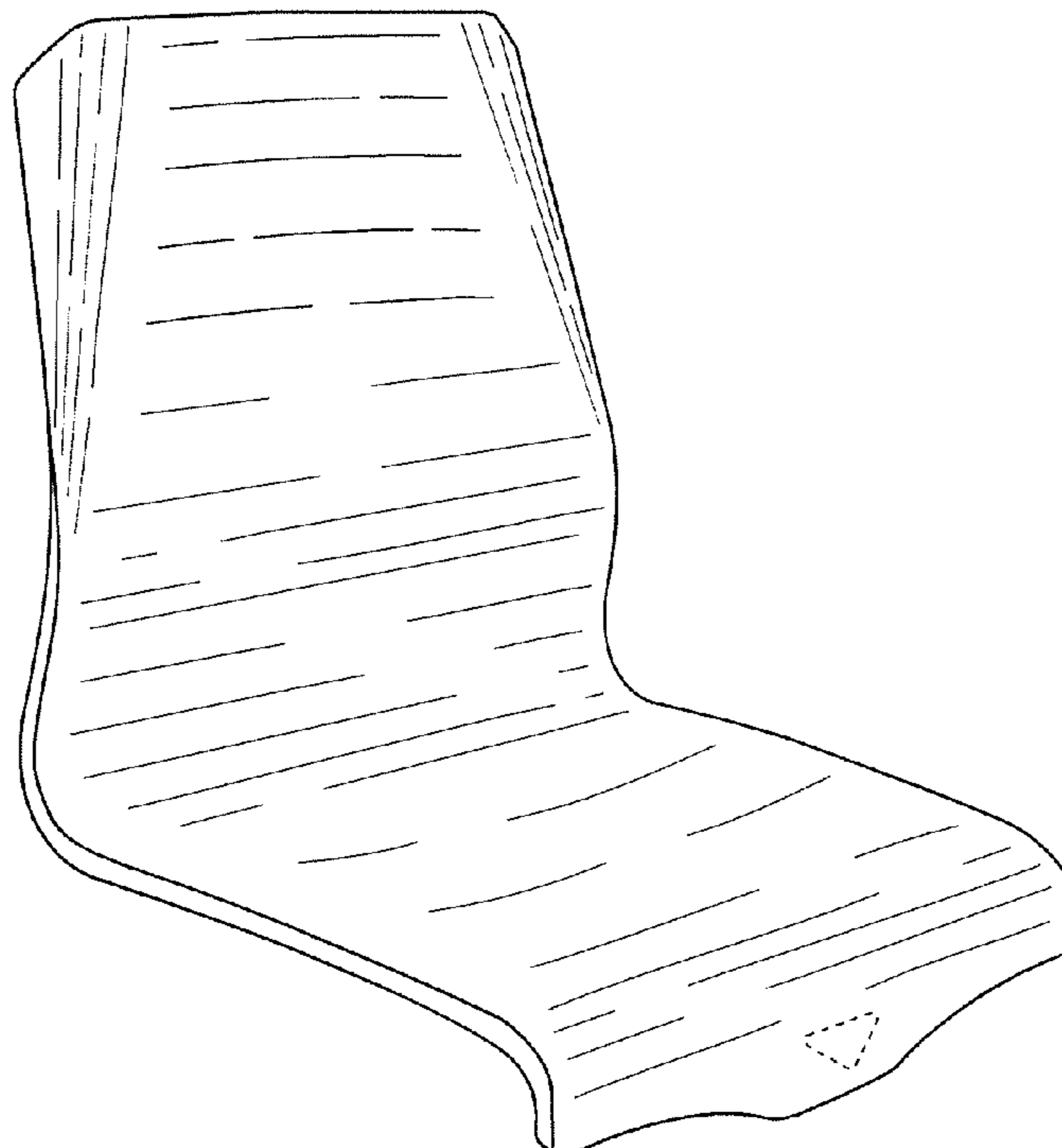
(57) **CLAIM**

We claim the ornamental design for a chair, as shown and described.

DESCRIPTION

FIG. 1 is front view of a chair;
FIG. 2 is rear view of the chair;
FIG. 3 is a side view of the chair;
FIG. 4 is a top view of the chair;
FIG. 5 is a bottom view of the chair; and,
FIG. 6 is a perspective view of the chair.
Applicant notes that the side view of the chair as shown in FIG. 3 is representative of both a right side view and left side view of the chair. Any subject matter shown in dashed lines, and any surfaces of the design not shown, including interior surfaces, form no part of the claimed invention.

1 Claim, 6 Drawing Sheets






FIG. 1




FIG. 2

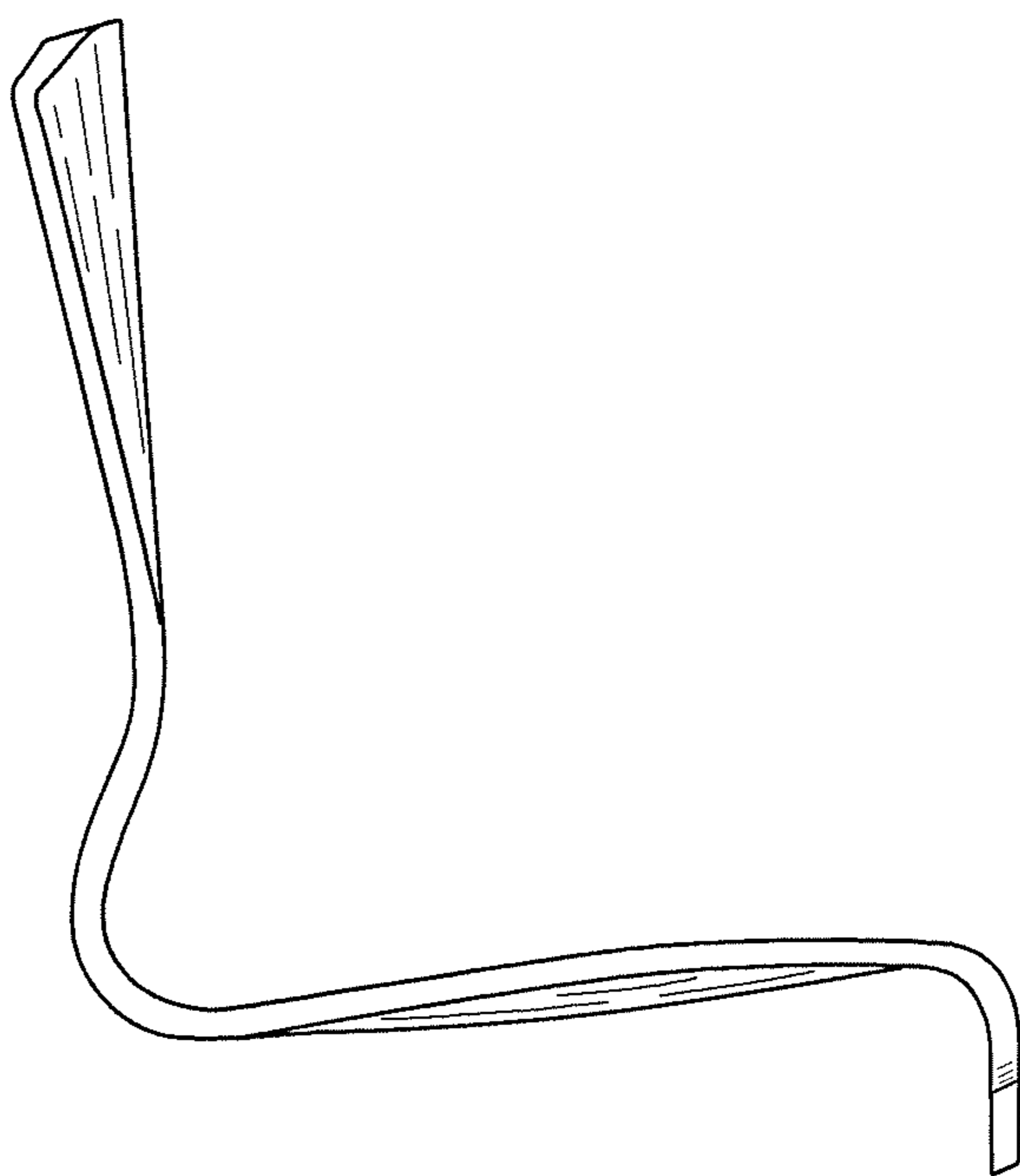


FIG. 3




FIG. 4




FIG. 5

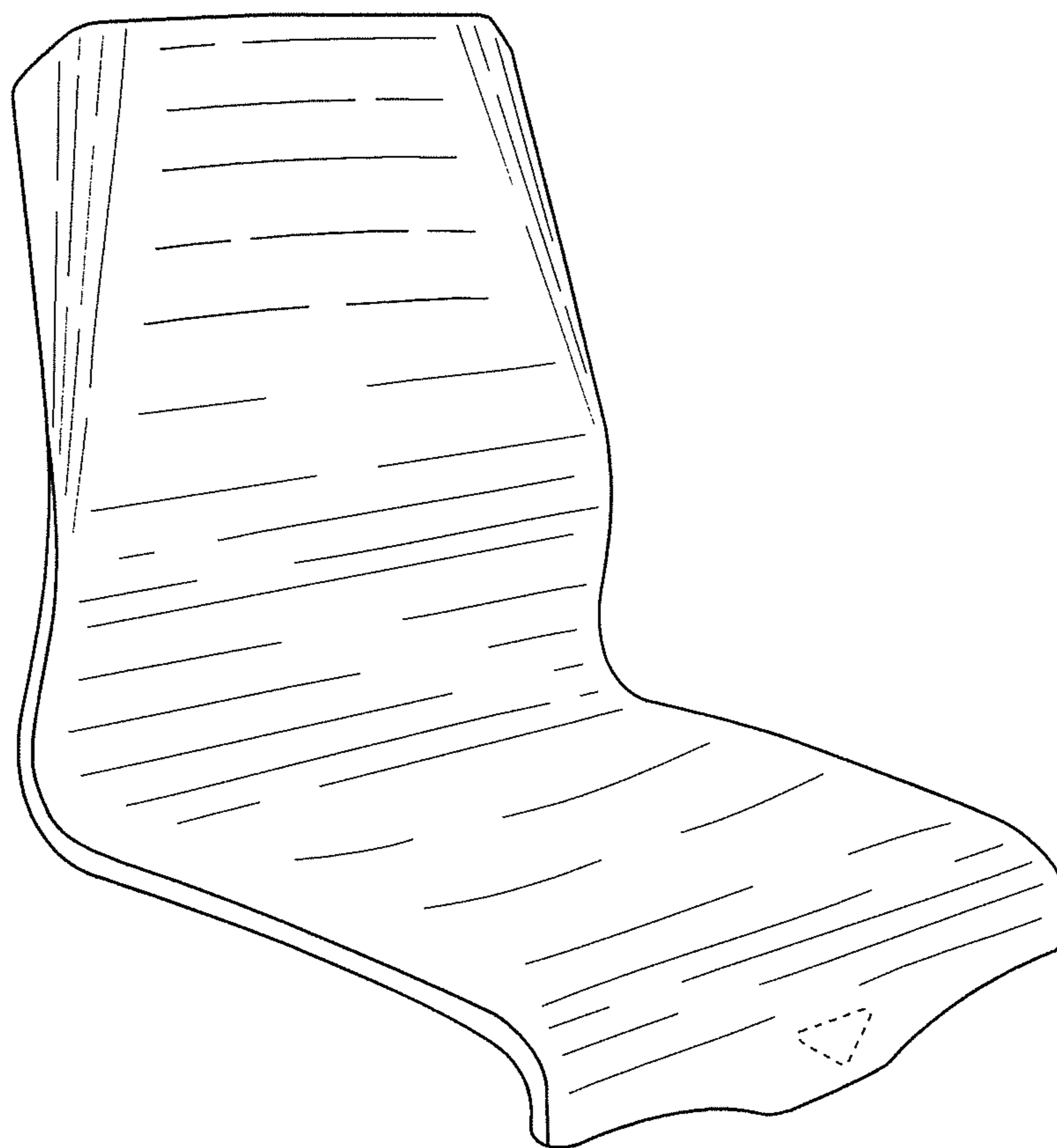


FIG. 6