



US00D738655S

(12) **United States Design Patent**  
**Fields**

(10) **Patent No.:** **US D738,655 S**

(45) **Date of Patent:** **\*\* Sep. 15, 2015**

(54) **HORIZONTAL VENTILATION WINDOW FOR  
CAR SEAT CANOPY**

(71) Applicant: **Erin Kathryn Murphy Fields,**  
Richmond Hill, GA (US)

(72) Inventor: **Erin Kathryn Murphy Fields,**  
Richmond Hill, GA (US)

(\*\*) Term: **14 Years**

(21) Appl. No.: **29/471,353**

(22) Filed: **Oct. 30, 2013**

(51) **LOC (10) Cl.** ..... **06-01**

(52) **U.S. Cl.**  
USPC ..... **D6/715.2**

(58) **Field of Classification Search**  
USPC ..... D6/333-335, 339, 491, 391, 389,  
D6/500-502; 297/183.1-183.4, 184.13,  
297/184.15, 184.17, 250.1, 255, 256.1,  
297/256.15, 256.16; D12/128-133,  
D12/401-403; 24/200; D3/5-6, 27;  
135/117, 124; 280/30-31, 642, 47.38,  
280/47.4, 647, 650, 658; D21/412, 419,  
D21/834; 224/409

See application file for complete search history.

(56) **References Cited**

**U.S. PATENT DOCUMENTS**

D288,757 S \* 3/1987 Hoeckel ..... D6/491  
D297,685 S \* 9/1988 Wilson ..... D6/348  
D426,468 S \* 6/2000 Harrity et al. .... D9/531  
D429,923 S \* 8/2000 Meglino et al. .... D6/491  
D546,108 S \* 7/2007 Heiman-Philpott ..... D6/611  
D601,845 S \* 10/2009 Pierce ..... D6/611

D602,407 S \* 10/2009 Sanderson ..... D12/133  
D615,780 S \* 5/2010 Kwon et al. .... D6/491  
D673,784 S \* 1/2013 Lang ..... D6/333  
D683,169 S \* 5/2013 Lang et al. .... D6/715.2  
D696,053 S \* 12/2013 Lang et al. .... D6/715

\* cited by examiner

*Primary Examiner* — Eric Goodman

*Assistant Examiner* — Abraham Bahta

(57) **CLAIM**

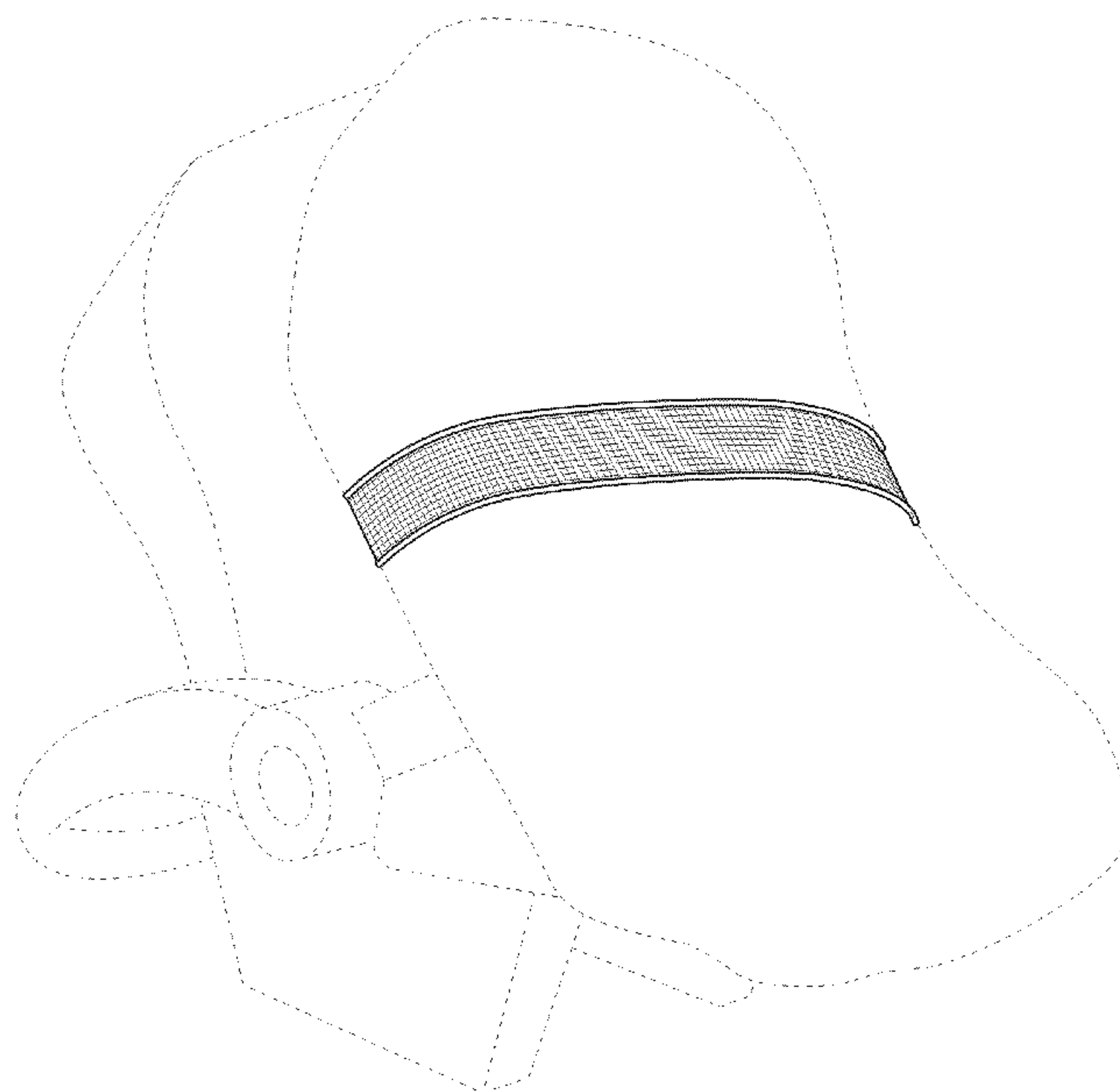
The ornamental design for a horizontal ventilation window for car seat canopy, as shown and described.

**DESCRIPTION**

FIG. 1 is a perspective front view of a horizontal ventilation window for car seat canopy shown on a carrier;  
FIG. 2 is a perspective front view of the horizontal ventilation window for car seat canopy;  
FIG. 3 is a front elevation view of the horizontal ventilation window for car seat canopy;  
FIG. 4 is a rear elevation view of the horizontal ventilation window for car seat canopy;  
FIG. 5 is a left elevation view of the horizontal ventilation window for car seat canopy;  
FIG. 6 is a right elevation view of the horizontal ventilation window for car seat canopy;  
FIG. 7 is a top elevation view of the horizontal ventilation window for car seat canopy; and,  
FIG. 8 is a bottom elevation view of the horizontal ventilation window for car seat canopy.

The broken line showing of portions of the claimed design is included for the purpose of illustrating environmental structure and forms no part of the claimed design.

**1 Claim, 3 Drawing Sheets**



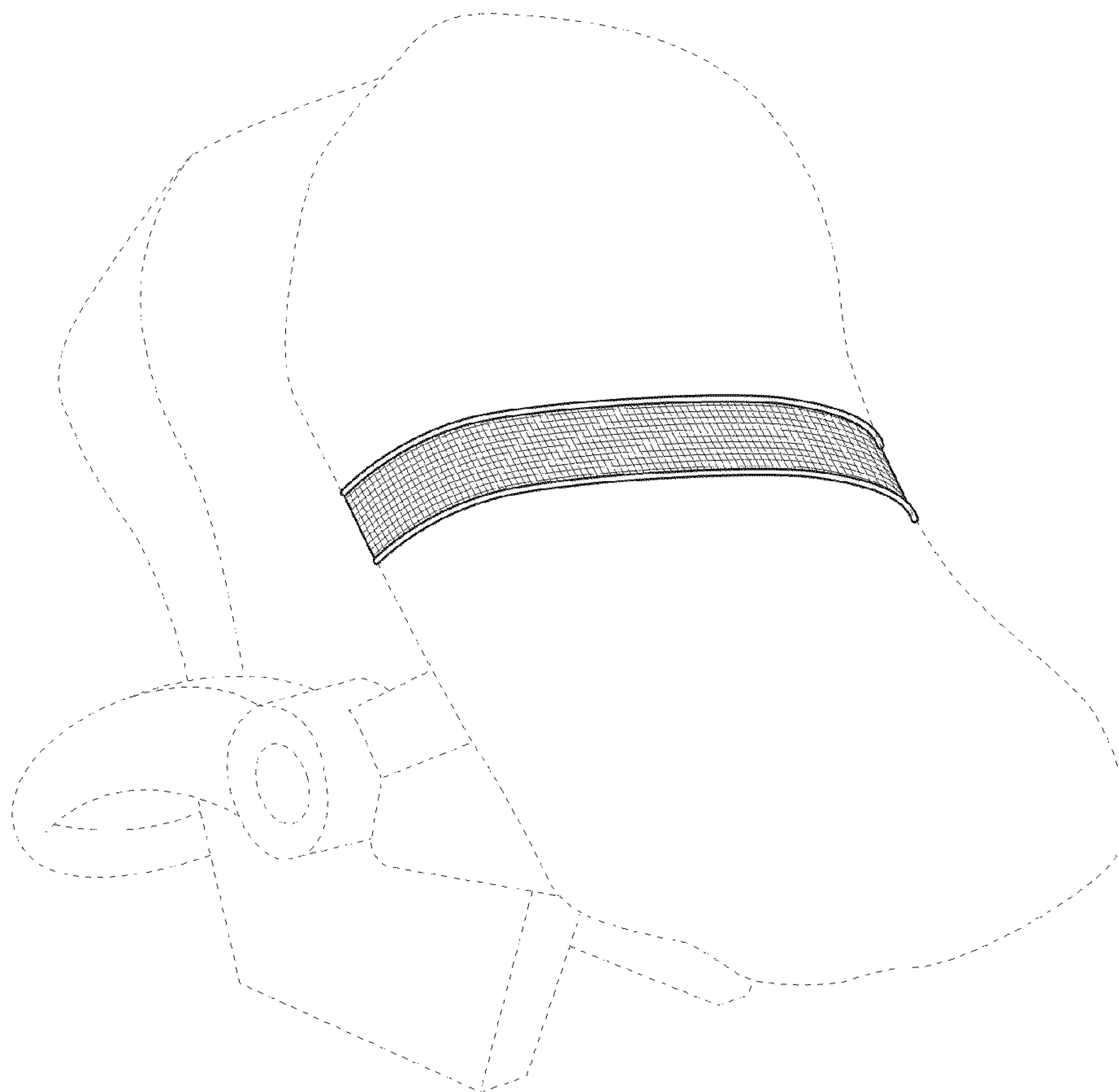


FIG. 1

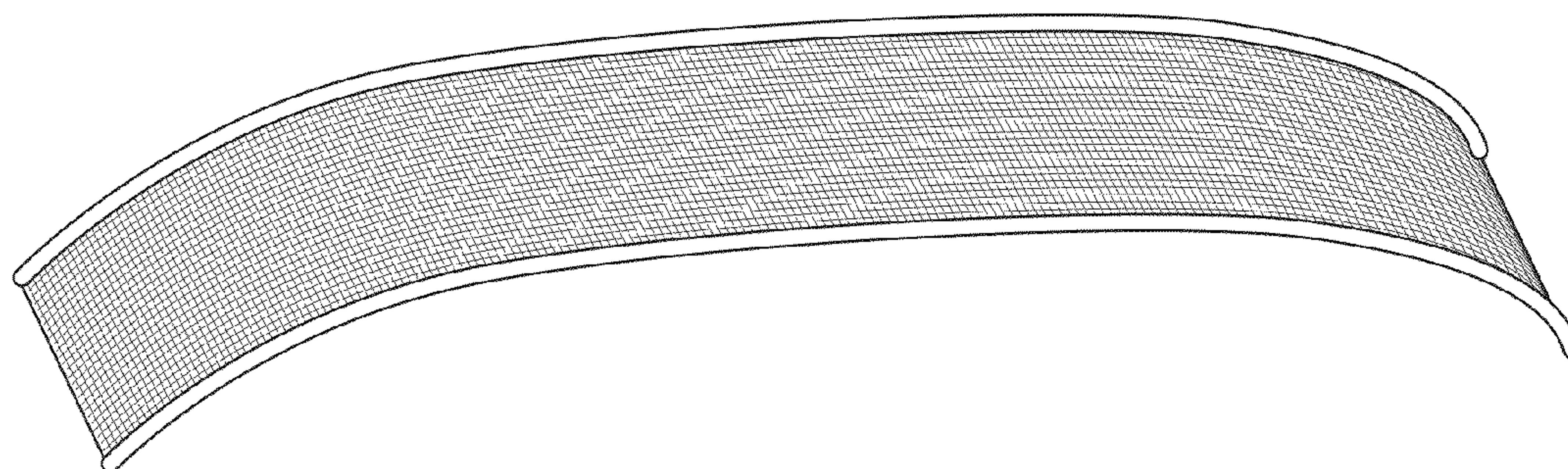


FIG. 2



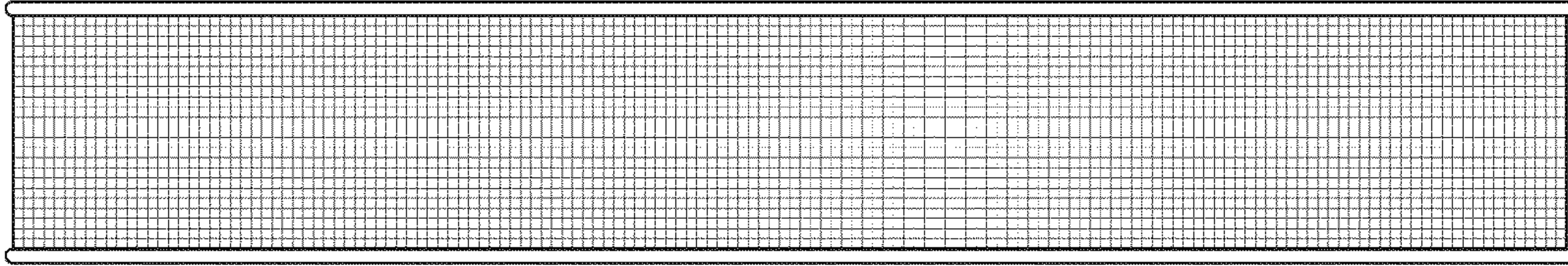


FIG. 3

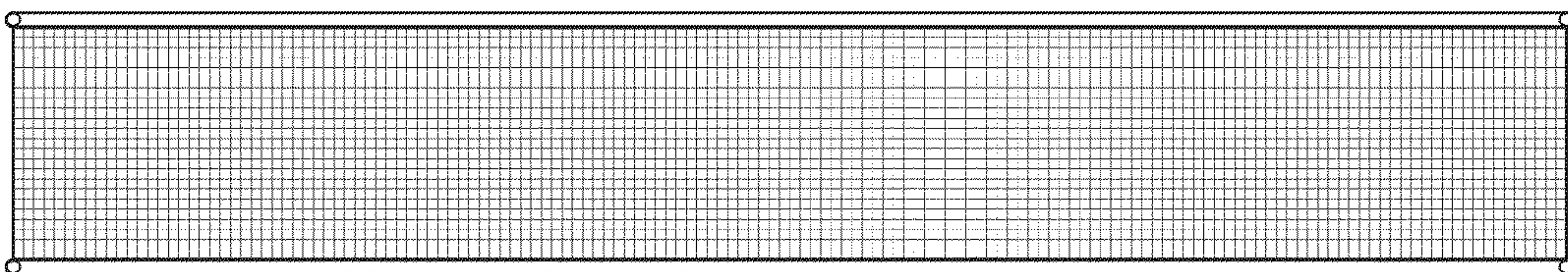


FIG. 4

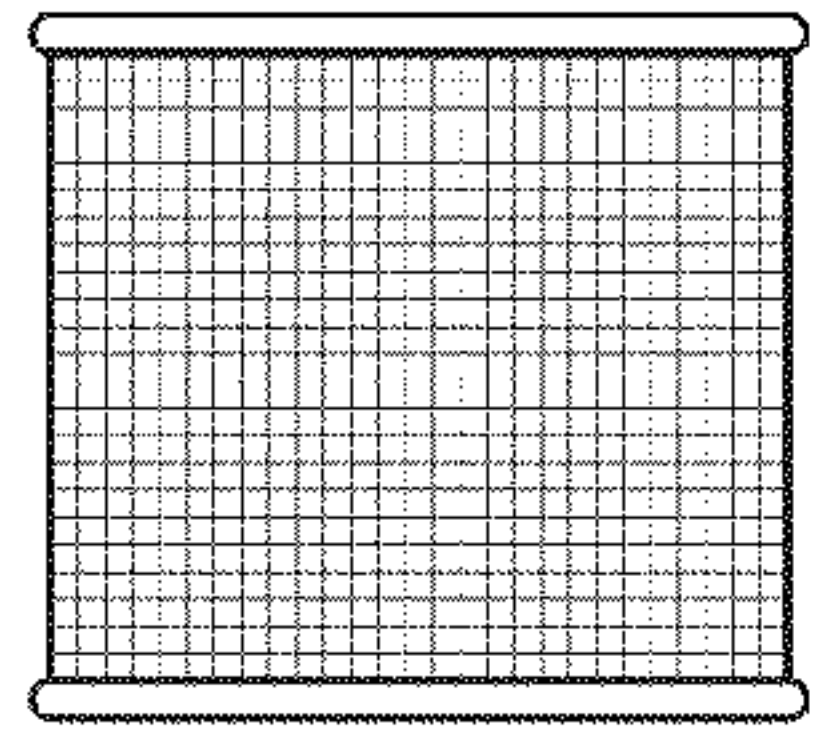


FIG. 5

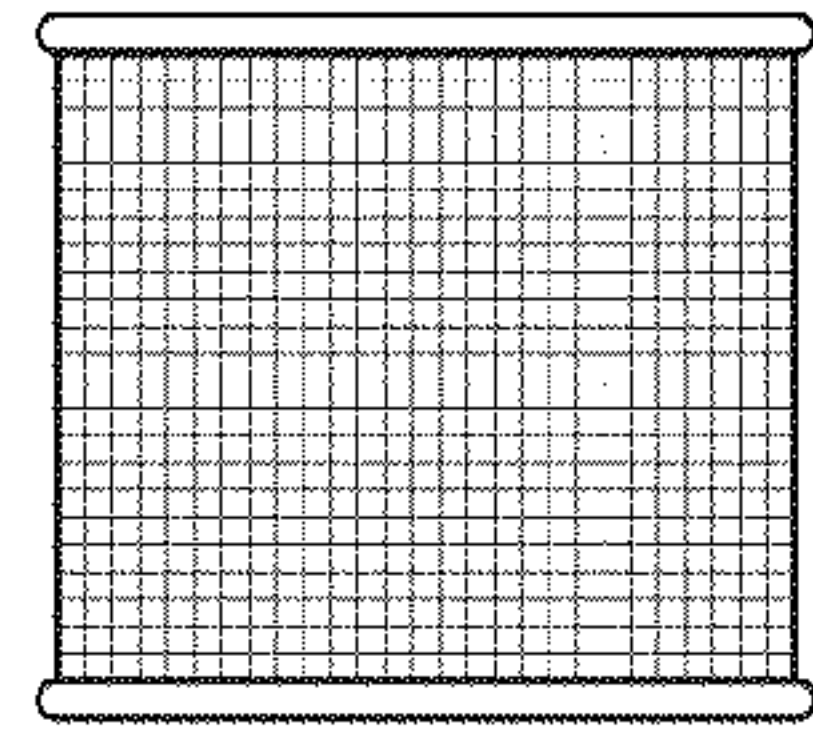


FIG. 6




FIG. 7




FIG. 8