



US00D738647S

(12) **United States Design Patent**
Muller

(10) **Patent No.:** **US D738,647 S**

(45) **Date of Patent:** **** Sep. 15, 2015**

(54) **BUFFET/CREDENZA**

(71) Applicant: **Elite Manufacturing Corporation,**
Santa Fe Springs, CA (US)

(72) Inventor: **Carl Muller,** Huntington Beach, CA
(US)

(73) Assignee: **Elite Manufacturing Corporation,**
Santa Fe Springs, CA (US)

(**) Term: **14 Years**

(21) Appl. No.: **29/478,384**

(22) Filed: **Jan. 3, 2014**

(51) **LOC (10) Cl.** **06-04**

(52) **U.S. Cl.**
USPC **D6/669**

(58) **Field of Classification Search**
USPC D6/663, 664.1, 669, 671, 671.1, 671.2,
D6/671.3, 671.4
CPC A47F 3/00; A47F 3/005; A47B 17/04;
A47B 67/005; A47B 47/03; A47B 67/00

See application file for complete search history.

(56) **References Cited**

U.S. PATENT DOCUMENTS

1,776,608	A *	9/1930	Zatzkin	A47B 67/00
D224,488	S *	8/1972	Adkinson	D6/669
D232,889	S *	9/1974	Levine	D6/669
D233,105	S *	10/1974	Levine	D6/669

* cited by examiner

Primary Examiner — Mimoso De

(74) *Attorney, Agent, or Firm* — Stetina Brunda Garred & Brucker

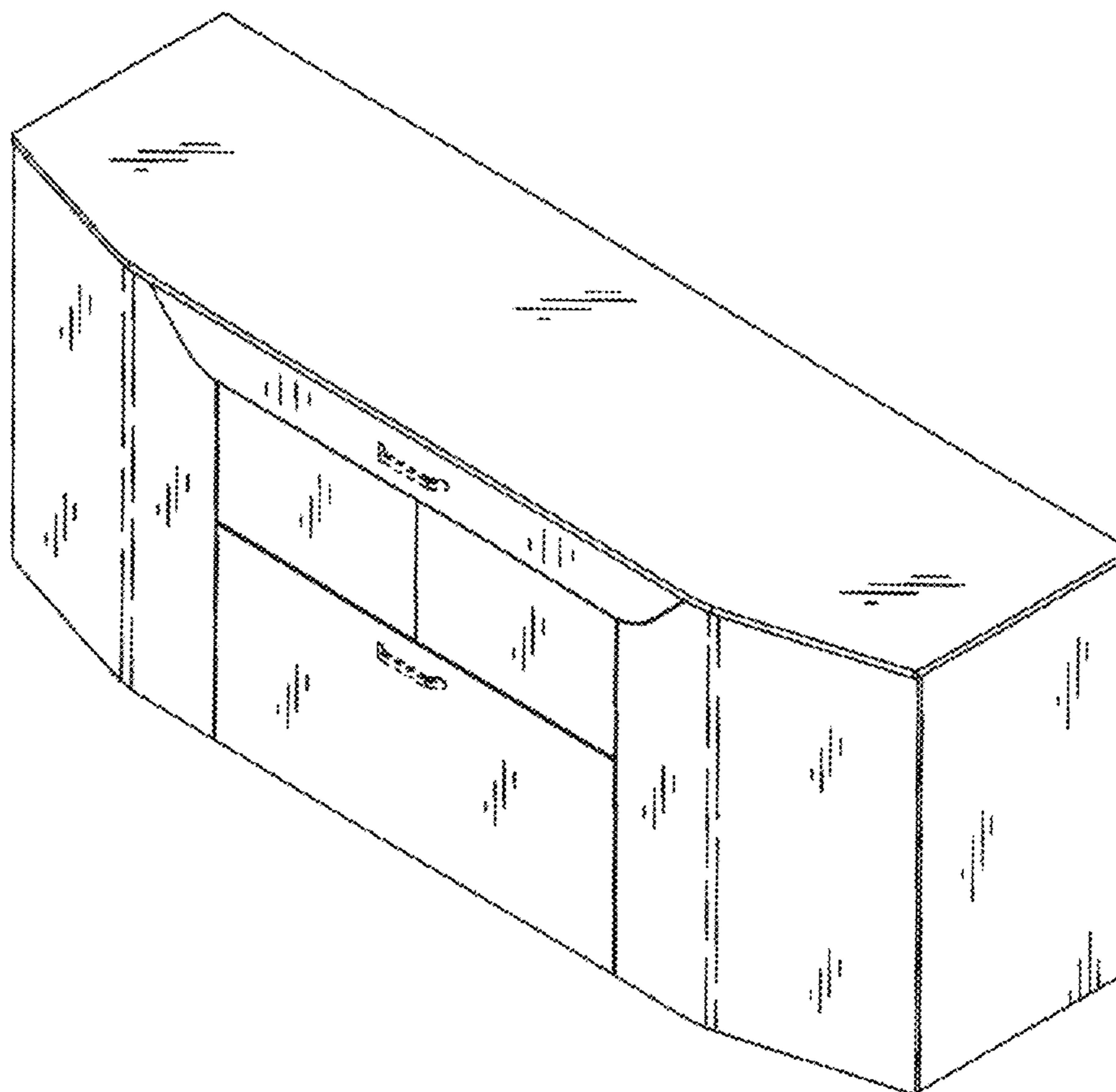
(57) **CLAIM**

The ornamental design for a buffet/credenza, as shown and described.

DESCRIPTION

FIG. 1 is a front perspective view of the buffet/credenza of the present invention showing any new design with the dotted lines forming no part of the claimed design;
FIG. 2 is a front elevational view thereof;
FIG. 3 is a top plan view thereof;
FIG. 4 is an end view thereof; and,
FIG. 5 is a bottom plan view thereof.

1 Claim, 2 Drawing Sheets



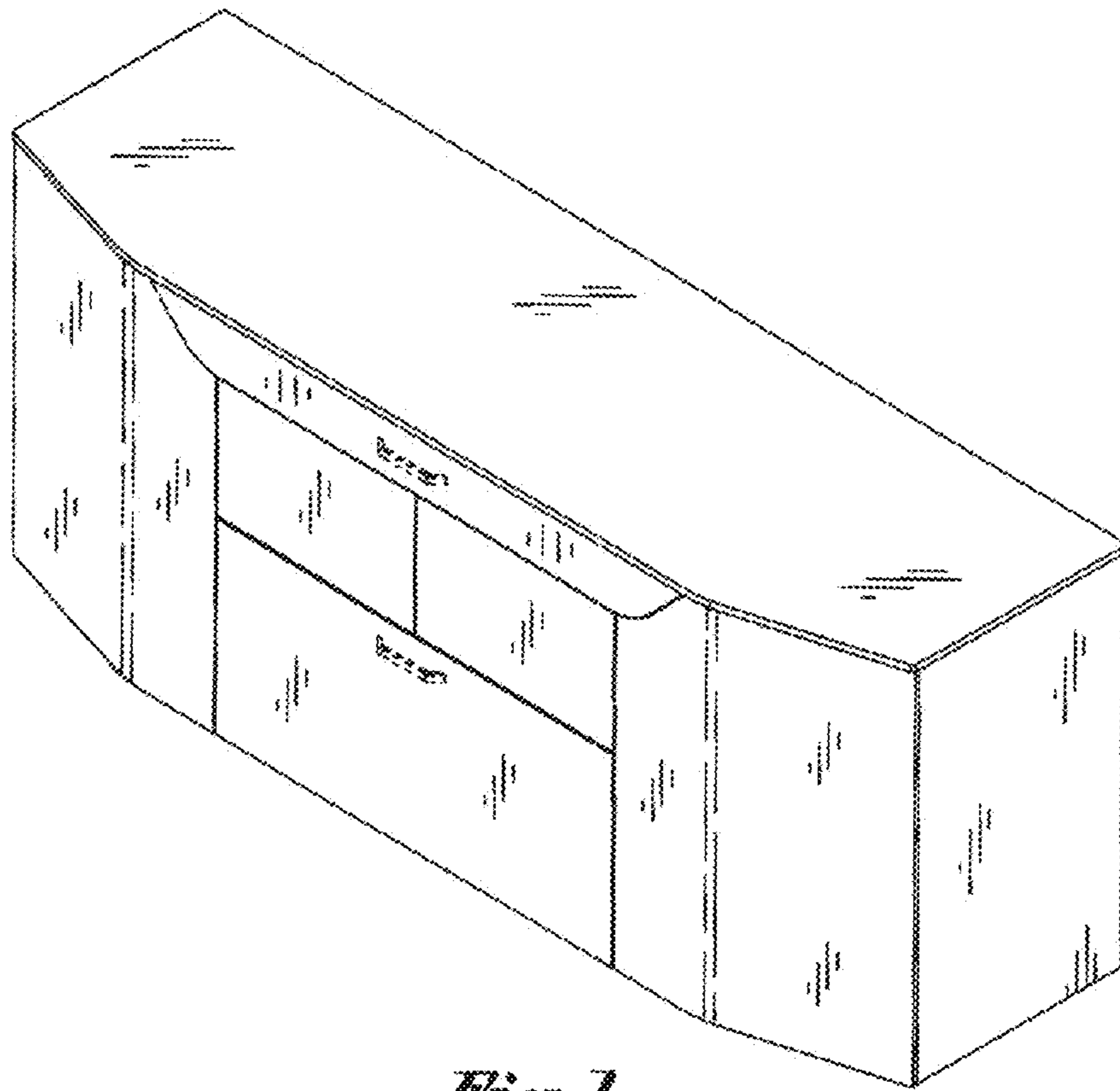


Fig. 1

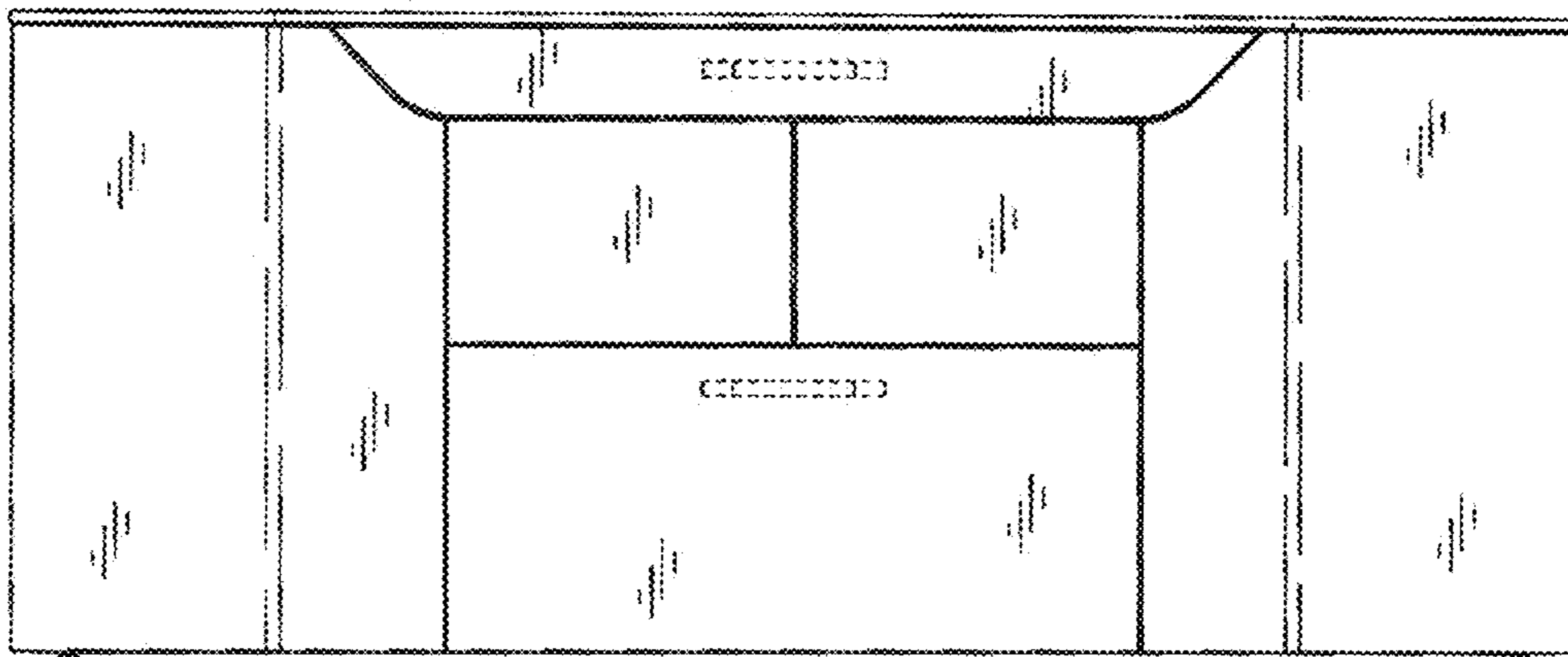


Fig. 2

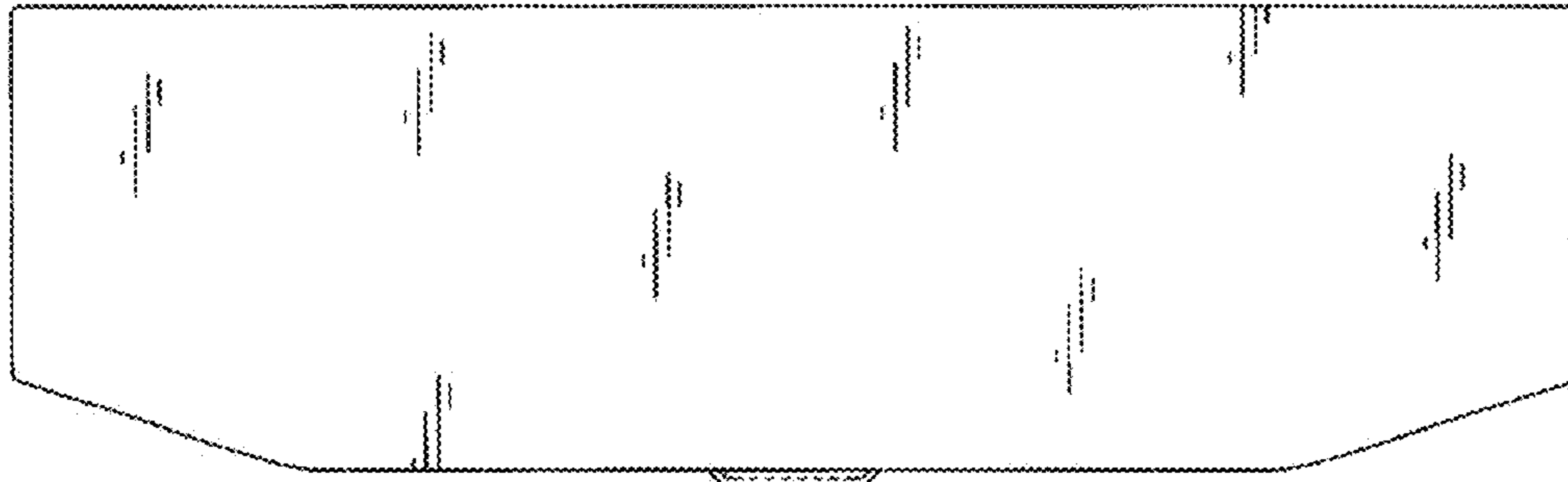


Fig. 3




Fig. 4

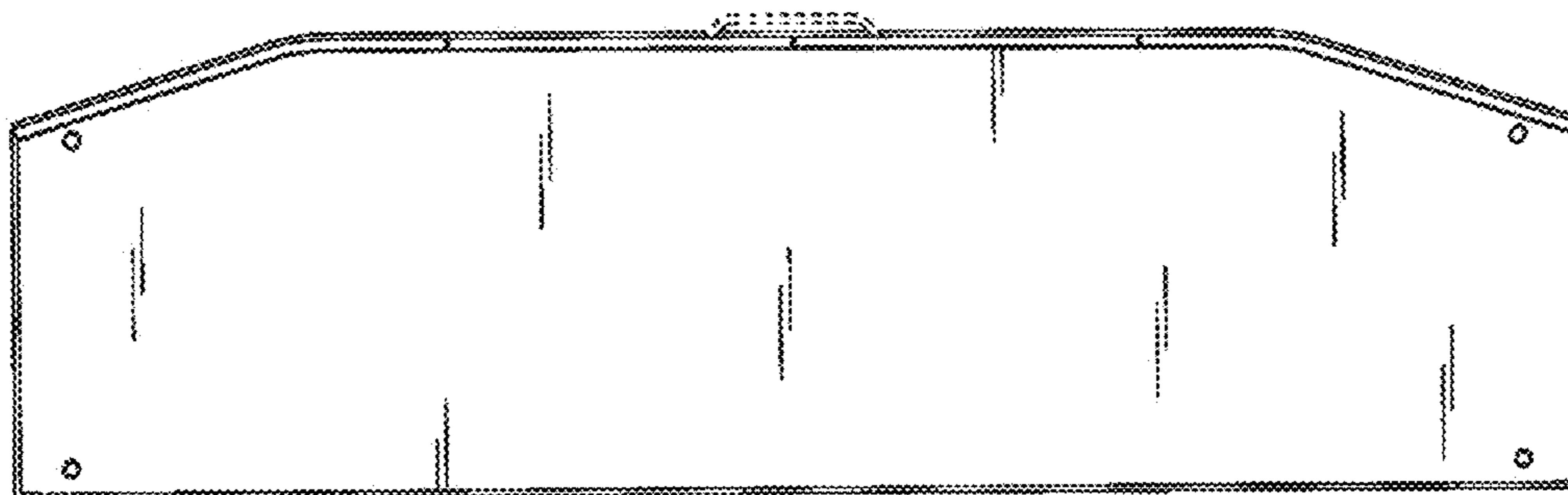


Fig. 5