



US00D738642S

(12) **United States Design Patent**
Adair et al.

(10) **Patent No.:** **US D738,642 S**

(45) **Date of Patent:** **** Sep. 15, 2015**

- (54) **SOFA**
- (71) Applicant: **Ashley Furniture Industries, Inc.**,
Arcadia, WI (US)
- (72) Inventors: **Lisa Adair**, New Albany, MS (US);
Christie Lamb, Saltillo, MS (US);
Christopher Wayne Burgett, Belden,
MS (US)
- (73) Assignee: **ASHLEY FURNITURE**
INDUSTRIES, INC., Arcadia, WI (US)
- (**) Term: **14 Years**
- (21) Appl. No.: **29/506,586**
- (22) Filed: **Oct. 17, 2014**
- (51) **LOC (10) Cl.** **06-01**
- (52) **U.S. Cl.**
USPC **D6/381**
- (58) **Field of Classification Search**
USPC D6/334–338, 349, 355, 361, 368–370,
D6/376, 379–381, 716, 716.1, 716.2, 340,
D6/354, 377; 297/16.1, 42, 94, 135, 175,
297/232, 233, 350, 351, 445.1, 448.1,
297/448.2, 451.9; 5/12.1, 12.2
CPC A47C 1/02; A47C 7/24; A47C 17/00;
A47C 17/02; A47C 17/04; A47C 17/045;
A47C 17/12; A47C 17/132; A47C 17/136
See application file for complete search history.

D372,808 S *	8/1996	Natuzzi et al.	D6/381
D424,316 S *	5/2000	Natuzzi et al.	D6/381
D432,336 S *	10/2000	Gibson	D6/716
D454,717 S *	3/2002	Natuzzi et al.	D6/381
D476,822 S *	7/2003	Schweikarth	D6/381
D484,327 S *	12/2003	Ricci	D6/381
D489,188 S *	5/2004	Ricci	D6/334
D495,157 S *	8/2004	Nastri	D6/381
D525,045 S *	7/2006	Natuzzi	D6/381
D527,539 S *	9/2006	Natuzzi	D6/381
D547,086 S *	7/2007	Natuzzi	D6/381
D550,474 S *	9/2007	Natuzzi	D6/381
D550,972 S *	9/2007	Caywood	D6/334
D551,463 S *	9/2007	Natuzzi	D6/381
D555,931 S *	11/2007	Natuzzi et al.	D6/381
D577,222 S *	9/2008	Natuzzi	D6/381
D590,171 S *	4/2009	Natuzzi	D6/381
D591,073 S *	4/2009	Natuzzi	D6/381
D592,881 S *	5/2009	Natuzzi	D6/381
D677,492 S *	3/2013	Lauriero	D6/381
D677,925 S *	3/2013	Banda	D6/381

* cited by examiner

Primary Examiner — Sandra Snapp

(74) *Attorney, Agent, or Firm* — McAndrews, Held & Malloy, Ltd.

(57) **CLAIM**

The ornamental design for a sofa, as shown and described.

DESCRIPTION


FIG. 1 is a perspective view of a sofa showing our new design; FIG. 2 is a front elevation view thereof; FIG. 3 is a left side view thereof; and, FIG. 4 is a right side view thereof. The evenly spaced dashed broken lines depicting the stitching form no part of the claimed design. Views of the sofa not shown in the figures form no part of the claimed design.

1 Claim, 4 Drawing Sheets

(56) **References Cited**

U.S. PATENT DOCUMENTS

D253,263 S *	10/1979	Long	D6/371
D353,273 S *	12/1994	Natuzzi et al.	D6/381
D368,377 S *	4/1996	Laslo	D6/334






FIG. 1




FIG. 2

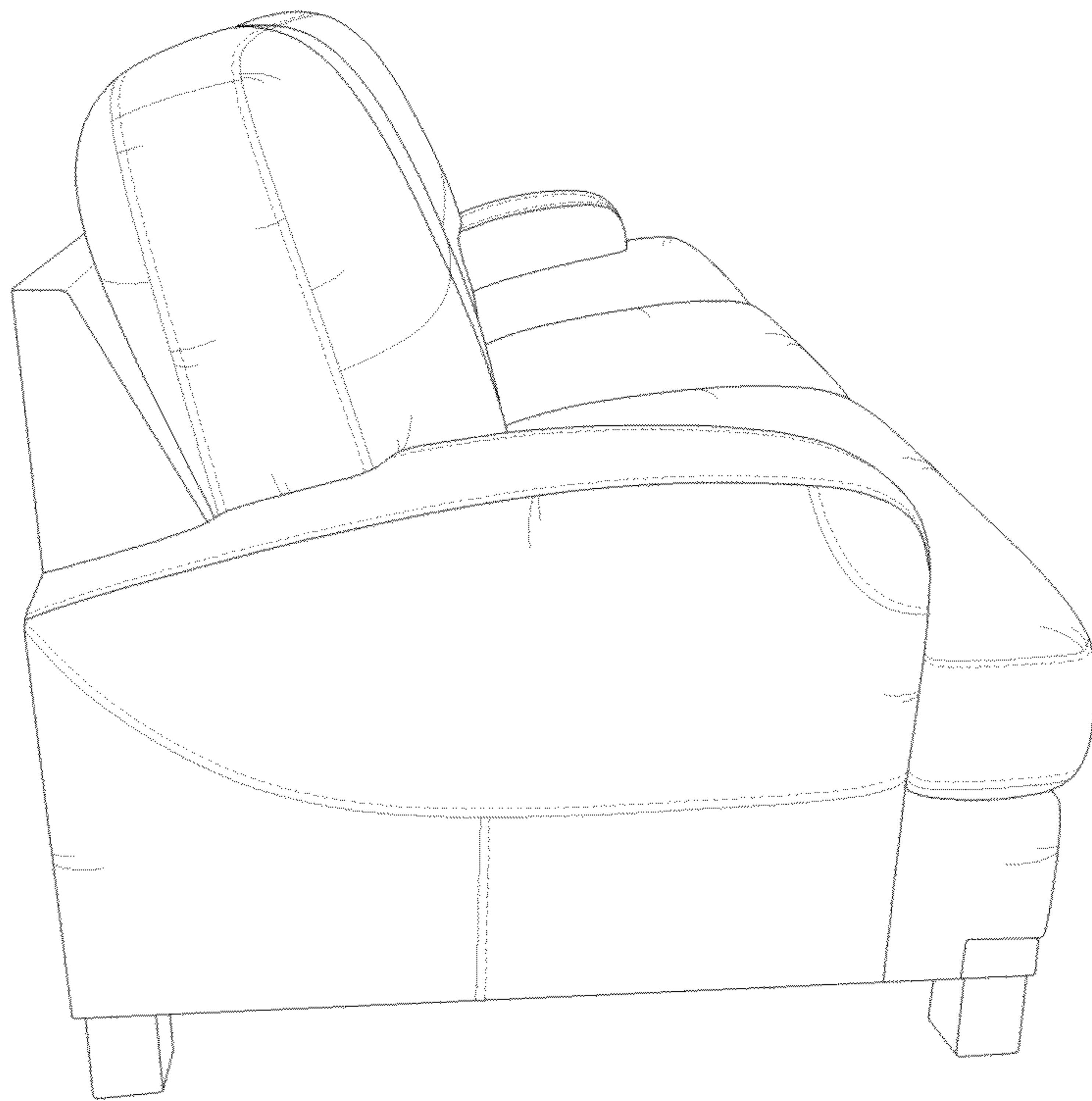


FIG. 3

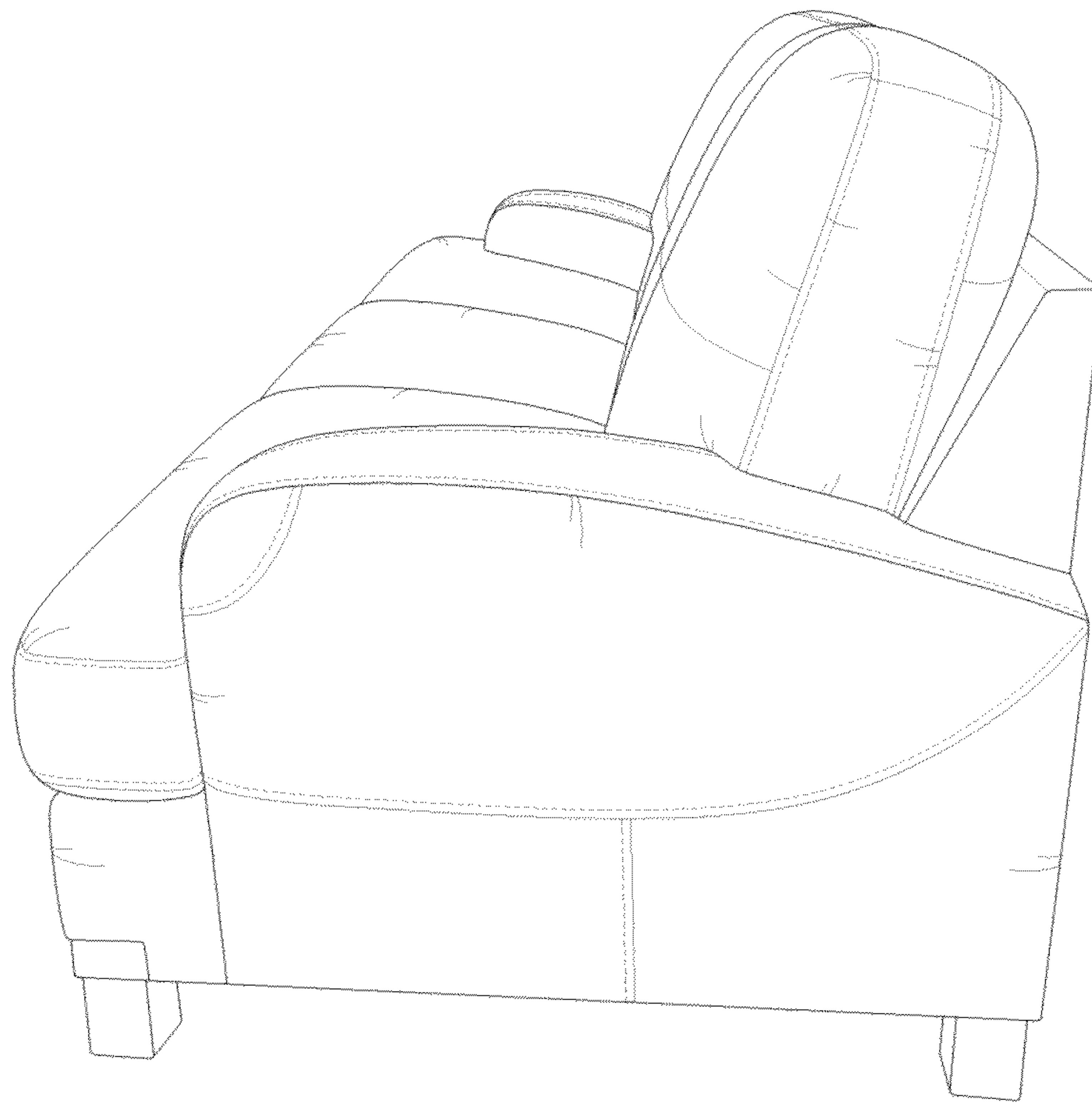


FIG. 4