



US00D738636S

(12) **United States Design Patent**  
**Bicking et al.**

(10) **Patent No.:** **US D738,636 S**

(45) **Date of Patent:** **\*\* Sep. 15, 2015**

(54) **ABSORBENT ARTICLE TOP SHEET WITH A PATTERN**

(56) **References Cited**

U.S. PATENT DOCUMENTS

(71) Applicant: **The Procter & Gamble Company**,  
Cincinnati, OH (US)

(72) Inventors: **Amanda Margaret Bicking**, Cincinnati,  
OH (US); **Marie Brigid O'Reilly**,  
Cincinnati, OH (US); **Barry Robert  
Feist**, Maderia, OH (US); **Sara Jon  
Shipley**, Columbus, OH (US); **Monica  
R. Tournoux**, Columbus, OH (US);  
**Jennifer Rodic**, Cincinnati, OH (US);  
**Rachael Eden Walther**, Union, KY  
(US)

5,514,104	A *	5/1996	Cole et al. ....	604/366
5,674,341	A *	10/1997	Ng .....	156/234
6,465,711	B1 *	10/2002	Brisebois .....	604/378
D482,781	S *	11/2003	Glaug et al. ....	D24/125
D482,784	S *	11/2003	Babusik .....	D24/125
6,652,499	B1 *	11/2003	Edgren et al. ....	604/385.01
D483,117	S *	12/2003	Glaug et al. ....	D24/125
D483,119	S *	12/2003	Glaug et al. ....	D24/125
D506,255	S *	6/2005	Drzewiecki et al. ....	D24/125

(Continued)

*Primary Examiner* — Karen S Acker

*Assistant Examiner* — Clare Ann Gannon

(74) *Attorney, Agent, or Firm* — Christian M. Best

(73) Assignee: **The Procter & Gamble Company**,  
Cincinnati, OH (US)

(\*\*) Term: **14 Years**

(57) **CLAIM**

The ornamental design for an absorbent article top sheet with a pattern, as shown and described.

(21) Appl. No.: **29/487,328**

(22) Filed: **Apr. 8, 2014**

**DESCRIPTION**

(51) **LOC (10) Cl.** ..... **05-99**

(52) **U.S. Cl.**  
USPC ..... **D5/63; D24/124**

(58) **Field of Classification Search**  
USPC ..... D5/1-3, 20, 24-26, 32, 39, 40, 47, 50,  
D5/53-61, 63, 99; D19/5, 6;  
D25/103-105, 110, 111, 114, 138, 152,  
D25/153, 157, 158; 428/207; D24/124-126  
CPC ..... A41B 1/00; A41B 2400/60; A47G 11/00;  
A61F 13/15203; A61F 13/21085; A61F  
13/4704; A61F 13/4756; A61F 13/4758;  
A61F 13/476; A61F 13/51083; A61F 13/511;  
A61F 13/51104; A61F 13/51108; A61F  
13/512; A61F 2013/5108; A61F 2013/51078;  
B31F 1/07; B32B 3/266; B41M 3/18; B44F  
1/00; B44F 11/04; B44F 3/00; D10B 2403/01;  
D10B 2501/00; D10B 2503/04; D10B  
2503/06; D21H 27/02

FIG. 1 illustrates a front view of an absorbent article top sheet with a pattern;

FIG. 2 illustrates a perspective view of the absorbent article top sheet with a pattern;

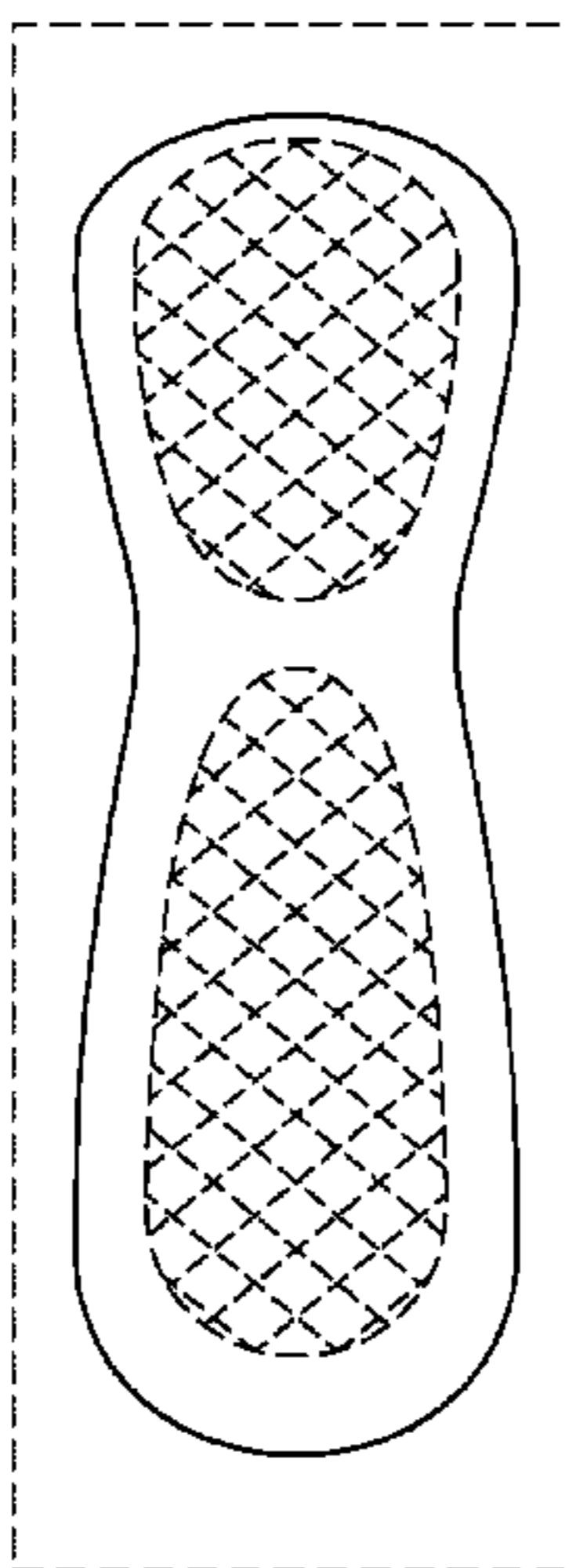
FIG. 3 illustrates a left side view of the absorbent article top sheet with a pattern, with the right side view being identical; FIG. 4 illustrates a top end view of the absorbent article top sheet with a pattern, with the bottom end view being identical; and,

FIG. 5 illustrates a rear view of the absorbent article top sheet with a pattern.

The broken lines and the areas outside of the solid lines of the claim depict environmental subject matter that forms no part of the claimed design. The broken lines inside of the solid lines depict portions of the absorbent article top sheet with a pattern that form no part of the claimed design.

See application file for complete search history.

**1 Claim, 5 Drawing Sheets**



(56)

**References Cited**

U.S. PATENT DOCUMENTS

D508,993 S *	8/2005	Drzewiecki et al. ....	D24/125	D612,491 S *	3/2010	Sullivan Conrad et al. .	D24/124
D542,411 S *	5/2007	Gubernick et al. ....	D24/125	D631,958 S *	2/2011	Marcelo et al. ....	D24/125
D567,369 S *	4/2008	Gilroy .....	D24/124	8,237,012 B2 *	8/2012	Miyama et al. ....	604/378
D574,078 S *	7/2008	Larson et al. ....	D24/124	D678,518 S *	3/2013	Marcelo et al. ....	D24/125
D595,844 S *	7/2009	Giloh .....	D24/125	D720,066 S *	12/2014	Cardin et al. ....	D24/125
D606,653 S *	12/2009	Hedbratt et al. ....	D24/125	8,920,398 B2 *	12/2014	Miura et al. ....	604/385.31
D607,560 S *	1/2010	Bruzadin et al. ....	D24/124	2003/0088231 A1 *	5/2003	Yoshimasa et al. ....	604/387
				2010/0032860 A1 *	2/2010	Hernandez et al. ....	264/175
				2014/0296819 A1 *	10/2014	Schultz .....	604/385.201

\* cited by examiner

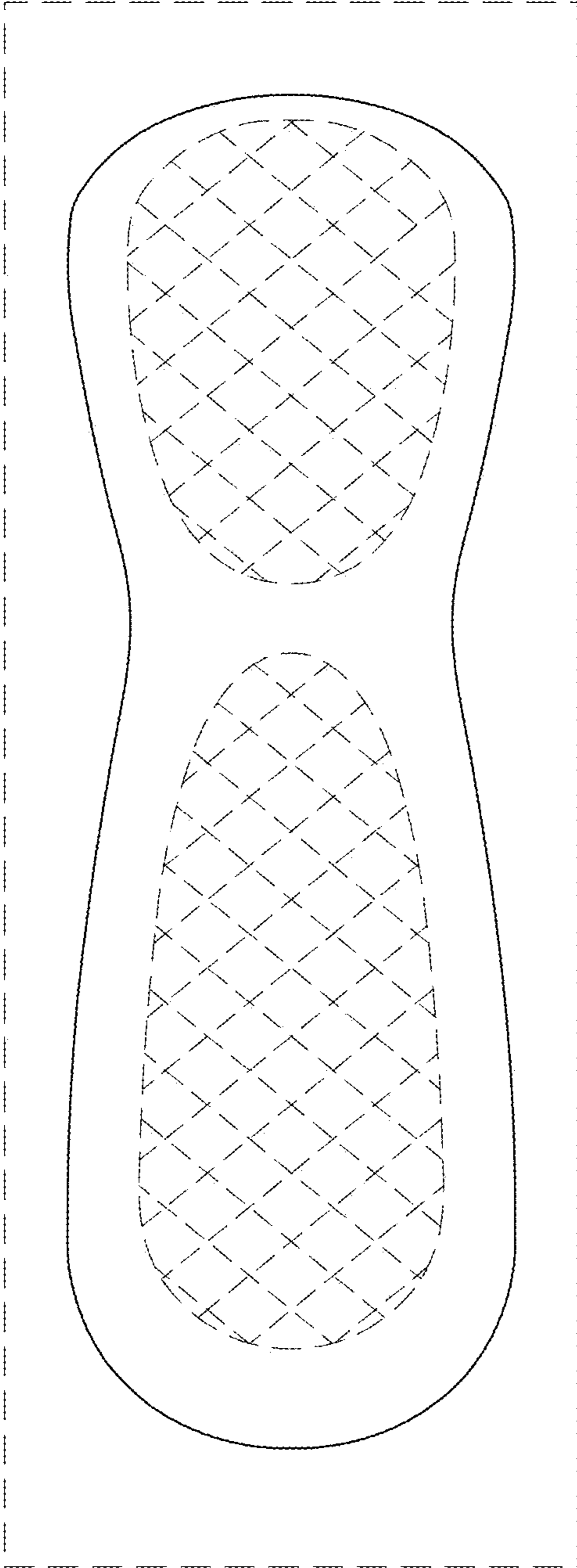


Fig. 1

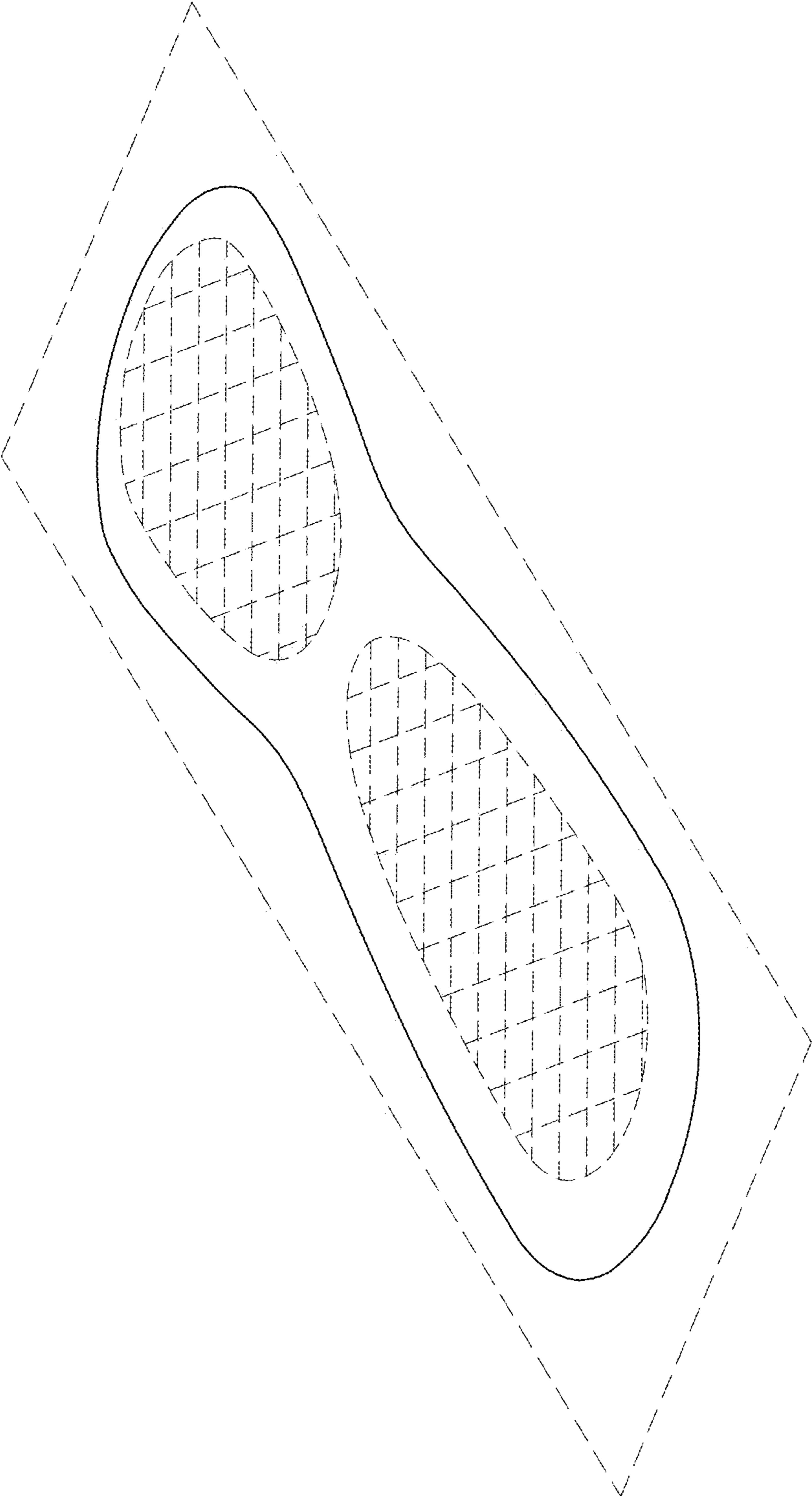


Fig. 2



Fig. 3

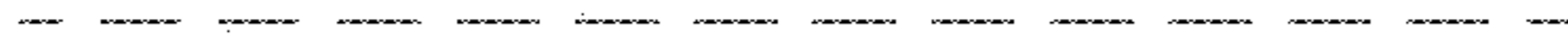


Fig.4




Fig. 5