

US00D738616S

(12) **United States Design Patent**
Scaglione

(10) **Patent No.:** **US D738,616 S**

(45) **Date of Patent:** **** Sep. 15, 2015**

(54) **FOOTWEAR CARRYING DEVICE**
(71) Applicant: **Andrew James Scaglione**, Medford, OR
(US)
(72) Inventor: **Andrew James Scaglione**, Medford, OR
(US)
(**) Term: **14 Years**

(21) Appl. No.: **29/492,311**
(22) Filed: **May 30, 2014**
(51) **LOC (10) Cl.** **03-01**
(52) **U.S. Cl.**
USPC **D3/215**
(58) **Field of Classification Search**
USPC D3/215, 207, 221, 228; 24/3.6, 3.12,
24/343; 224/666
See application file for complete search history.

(56) **References Cited**
U.S. PATENT DOCUMENTS
1,206,074 A * 11/1916 Zwiener et al. 24/3.6
D371,904 S * 7/1996 Lee D3/221
5,642,842 A 7/1997 Taras
6,145,721 A 11/2000 Gately

6,470,535 B1 * 10/2002 Mayne et al. 24/3.12
D478,723 S * 8/2003 Blanton D3/221
D506,569 S 6/2005 Chen
D567,476 S 4/2008 Harland
D622,630 S 8/2010 De Felice
D641,153 S * 7/2011 van den Hurk D3/215
8,510,916 B2 * 8/2013 Kinvi 24/3.12
2010/0252592 A1 10/2010 McKinney et al.
2011/0101052 A1 5/2011 Armstrong

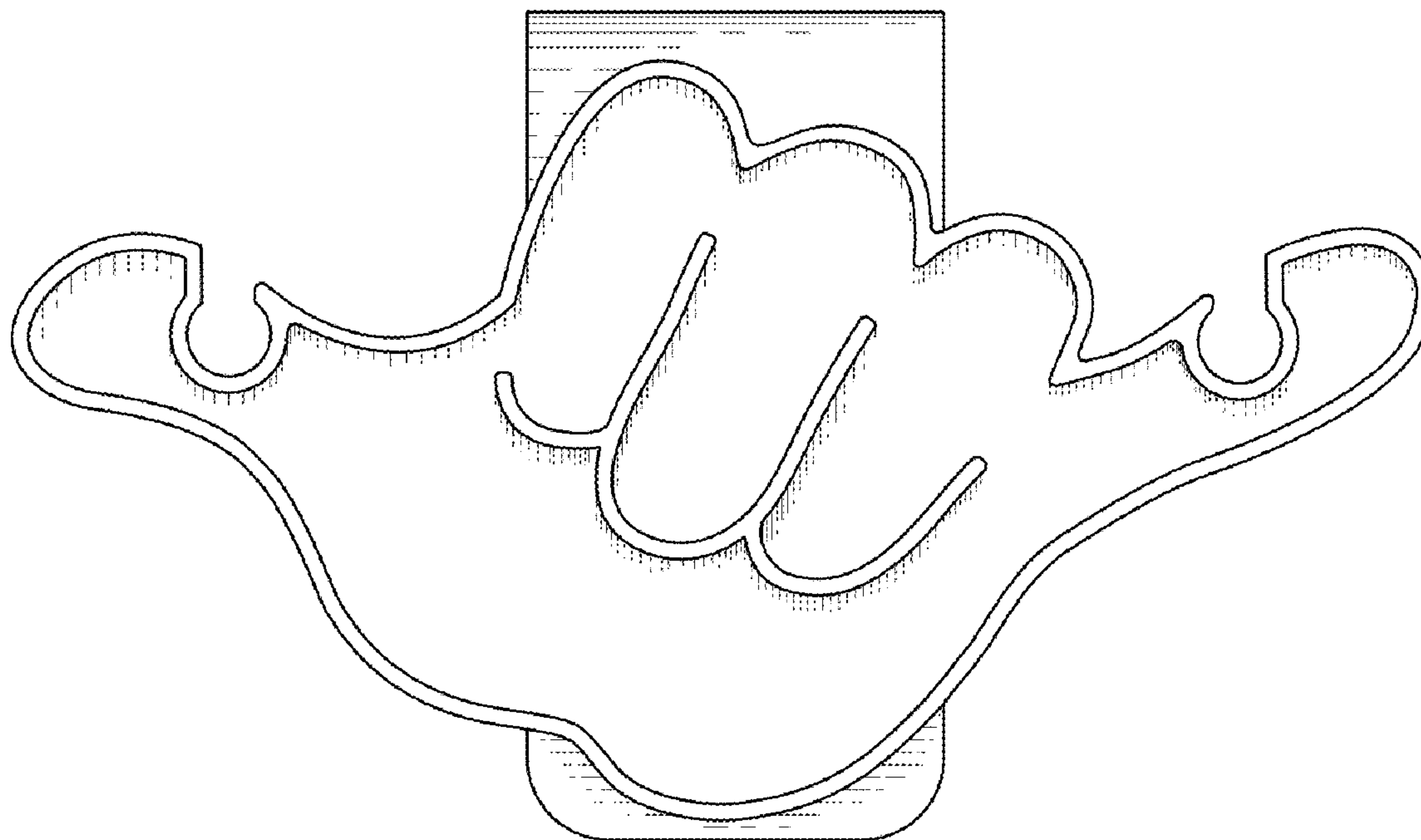
* cited by examiner
Primary Examiner — Catheri Oliver-Garcia
(74) *Attorney, Agent, or Firm* — Jerry Haynes Law

(57) **CLAIM**
The ornamental design for a footwear carrying device, as shown and described.

DESCRIPTION

FIG. 1 is a front perspective view of a footwear carrying device, showing the new design;
FIG. 2 is a front view thereof;
FIG. 3 is a rear view thereof;
FIG. 4 is a left side view thereof;
FIG. 5 is a right side view thereof;
FIG. 6 is a top view thereof; and,
FIG. 7 is a bottom view thereof.

1 Claim, 4 Drawing Sheets



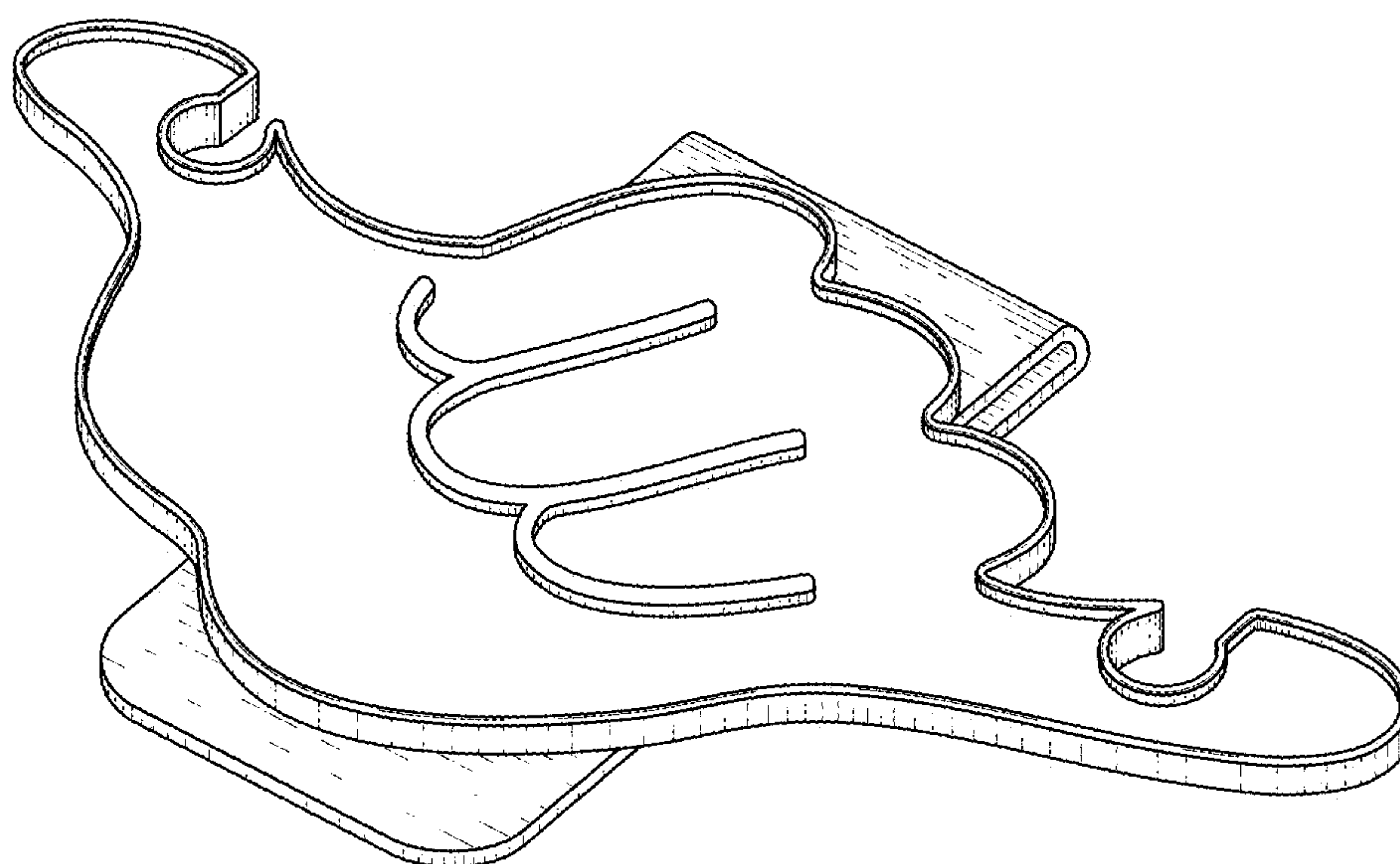


FIG. 1

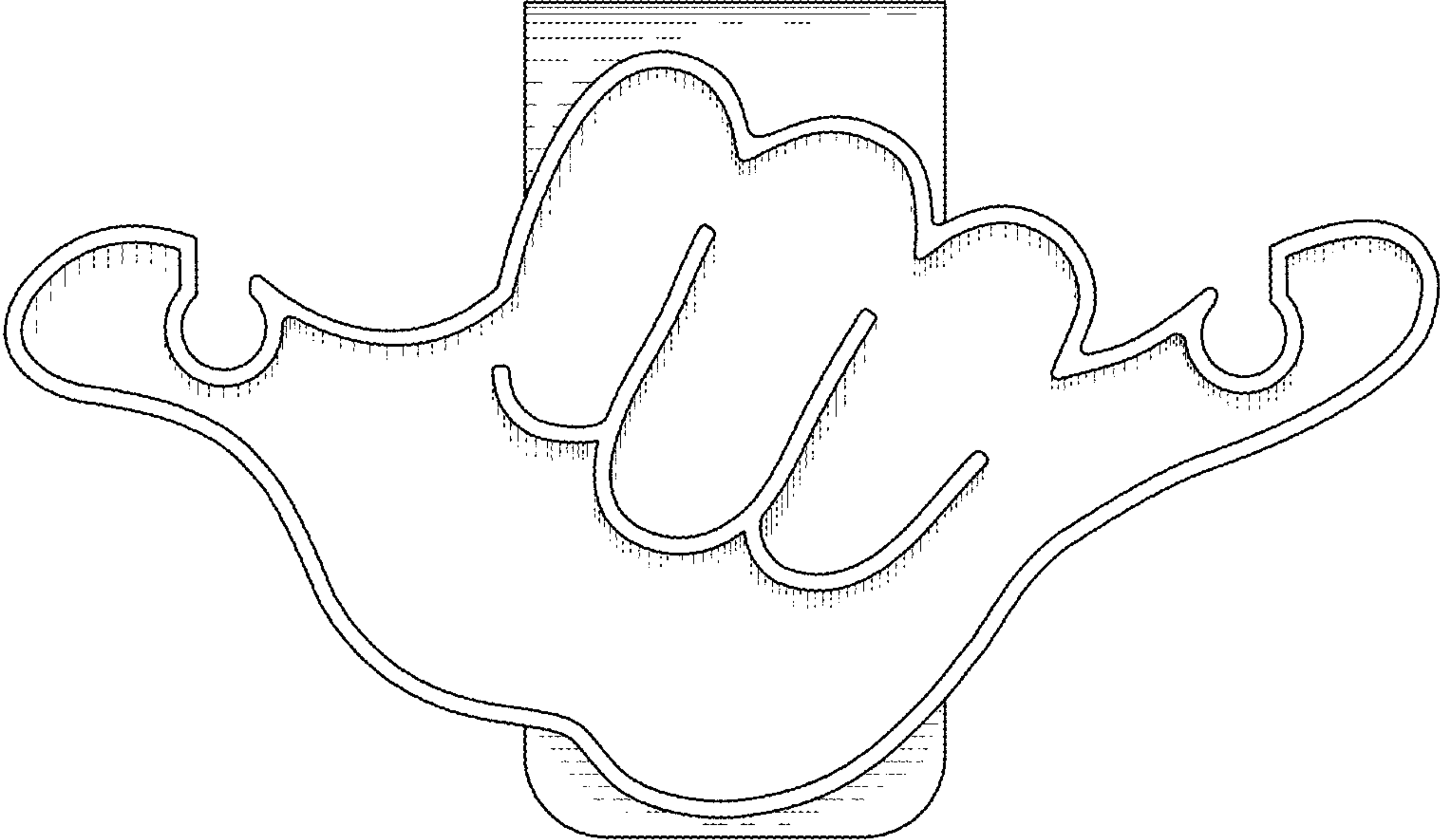


FIG. 2




FIG. 3



FIG. 4



FIG. 5




FIG. 6



FIG. 7