



US00D738615S

(12) **United States Design Patent**
Chapman

(10) **Patent No.:** **US D738,615 S**

(45) **Date of Patent:** **** Sep. 15, 2015**

(54) **BABY CARRIER**

(71) Applicant: **Sue Lee Chapman**, London (GB)

(72) Inventor: **Sue Lee Chapman**, London (GB)

(**) Term: **14 Years**

(21) Appl. No.: **29/452,921**

(22) Filed: **Apr. 23, 2013**

Related U.S. Application Data

(63) Continuation of application No. 29/404,812, filed on Oct. 25, 2011, now abandoned.

(51) **LOC (10) Cl.** **03-01**

(52) **U.S. Cl.**
USPC **D3/214**

(58) **Field of Classification Search**
USPC D3/213–215; D6/354, 386; 224/155,
224/157–161, 264–265, 270, 907; 446/28
CPC A45F 3/04; A45F 3/047; A45F 2003/003
See application file for complete search history.

(56) **References Cited**

U.S. PATENT DOCUMENTS

D173,089	S *	9/1954	Reich	D3/226
D253,558	S *	12/1979	Carter	D3/214
D277,811	S *	3/1985	Moore	D3/214
D370,996	S *	6/1996	Shimura et al.	D3/214
5,791,535	A *	8/1998	Roan et al.	224/160
5,813,580	A *	9/1998	Fair	224/160
6,213,362	B1 *	4/2001	Lorenzini et al.	224/158

D455,546	S *	4/2002	Norman	D3/214
6,595,396	B2 *	7/2003	Cummings et al.	224/158
D501,078	S *	1/2005	Cabana	D3/215
D507,869	S *	8/2005	Liistro et al.	D3/214
D509,056	S *	9/2005	Shiraishi et al.	D3/213
D551,443	S *	9/2007	Wilmink	D3/214
7,287,676	B2 *	10/2007	Chua	224/160
D611,699	S *	3/2010	Lundh	D3/214
D615,749	S *	5/2010	Wagner	D3/214
D630,838	S *	1/2011	Gmeiner et al.	D3/214
D632,887	S *	2/2011	Jones et al.	D3/214
8,066,654	B2 *	11/2011	Sandifer et al.	602/19
D655,495	S *	3/2012	Sauer et al.	D3/214
D664,351	S *	7/2012	Bergkvist et al.	D3/214
2007/0062988	A1 *	3/2007	Kassai et al.	224/158

* cited by examiner

Primary Examiner — Kelley Donnelly

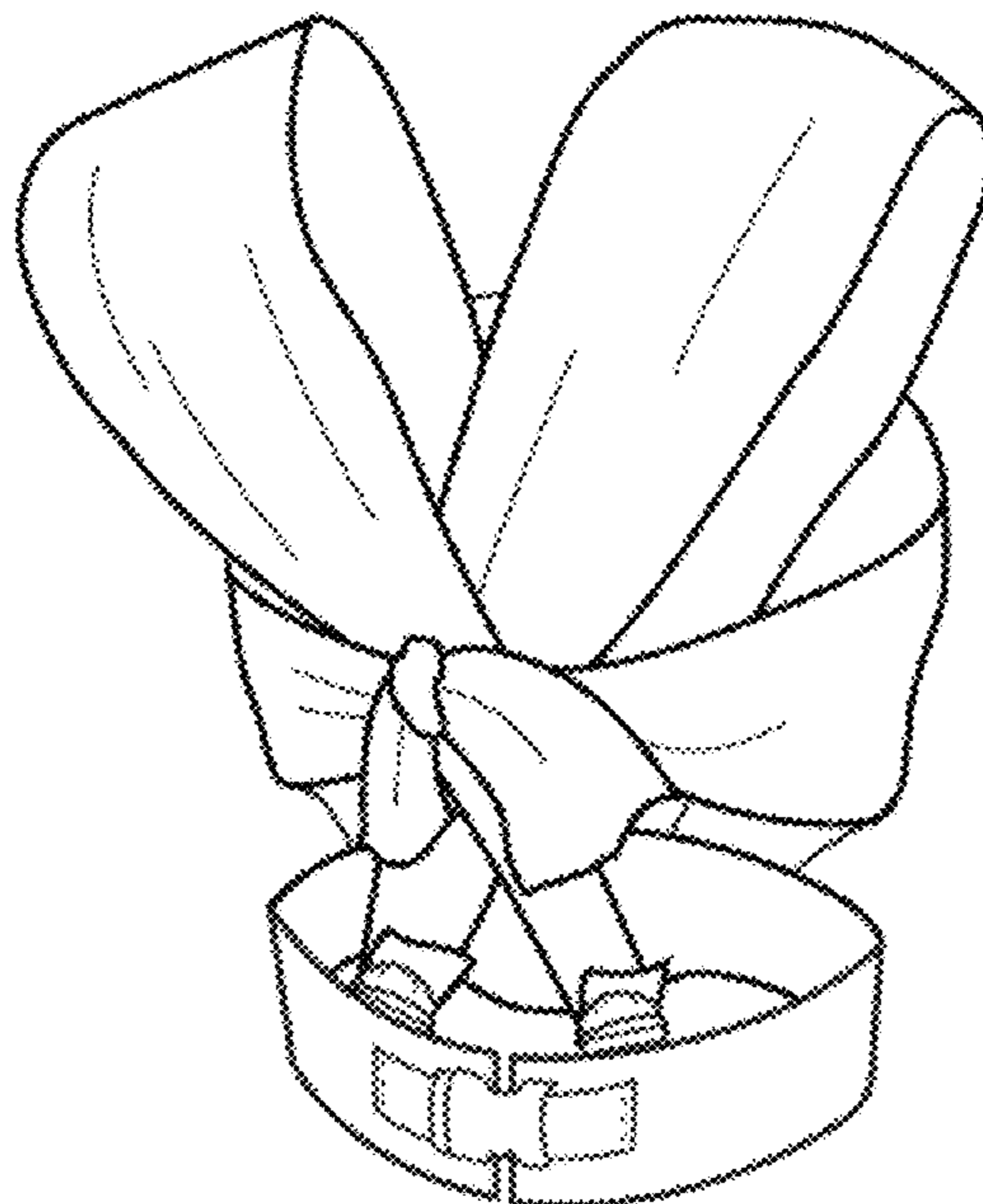
(57) **CLAIM**

The ornamental design for a baby carrier, as shown and described.

DESCRIPTION

FIG. 1 is a rear perspective view of a baby carrier of the claimed design;
FIG. 2 is a front side view of the baby carrier of FIG. 1;
FIG. 3 is a side perspective view of the baby carrier of FIG. 1; and,
FIG. 4 is a backside view of the baby carrier of FIG. 1.
The broken lines in FIGS. 2 and 4 are included for the purpose of illustrating the environment of the article only and form no part of the claimed design.

1 Claim, 4 Drawing Sheets



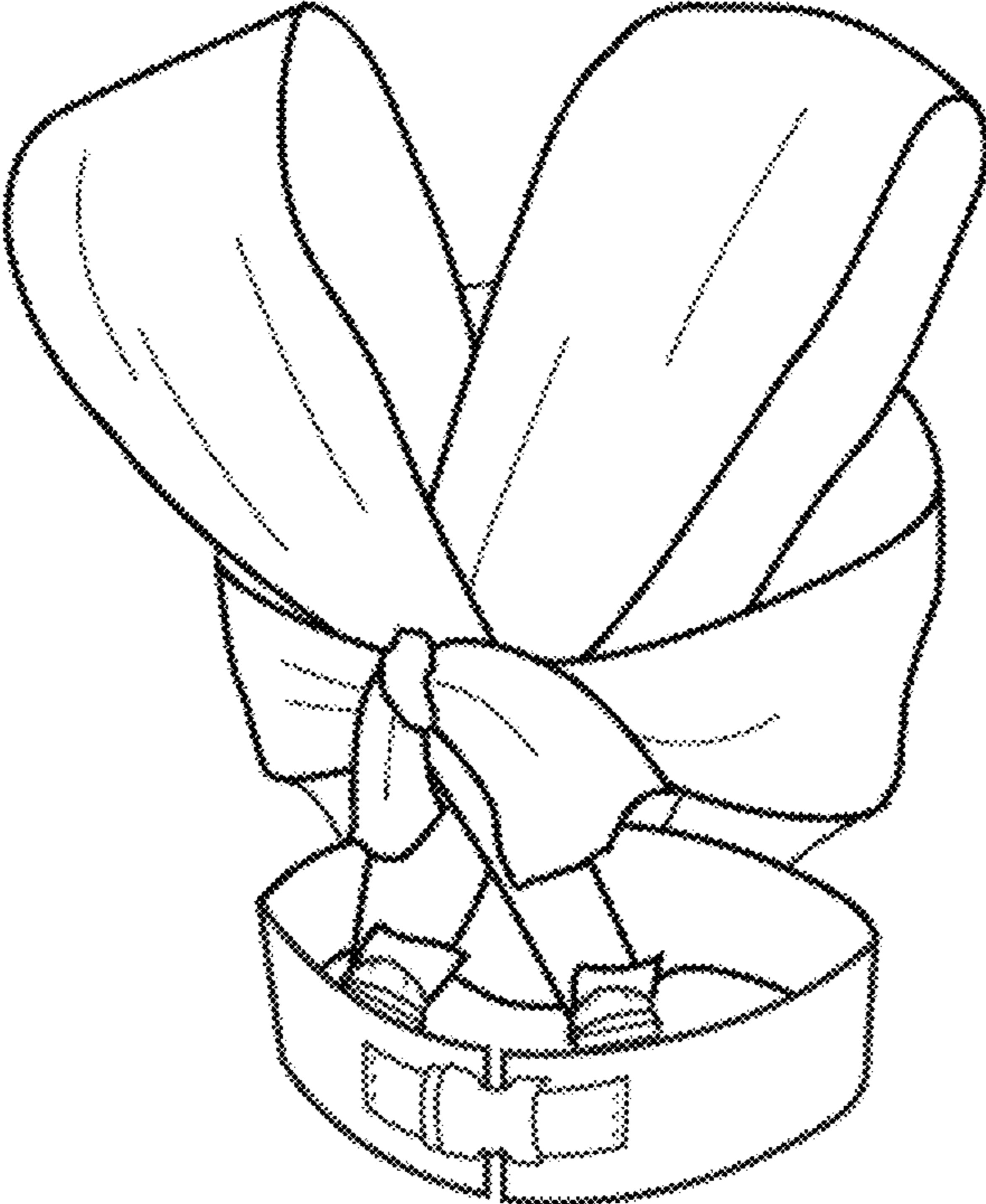


FIGURE 1

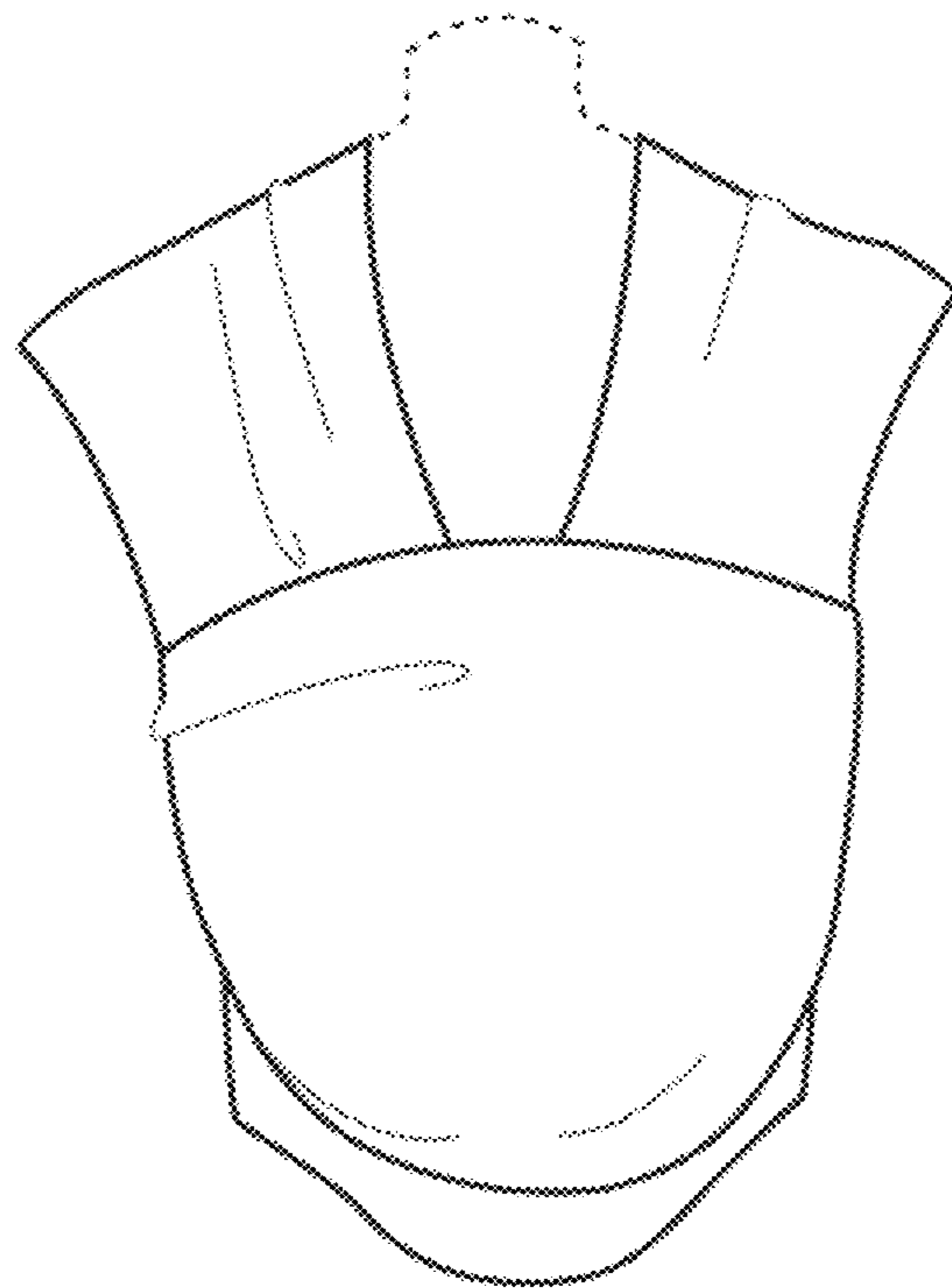


FIGURE 2

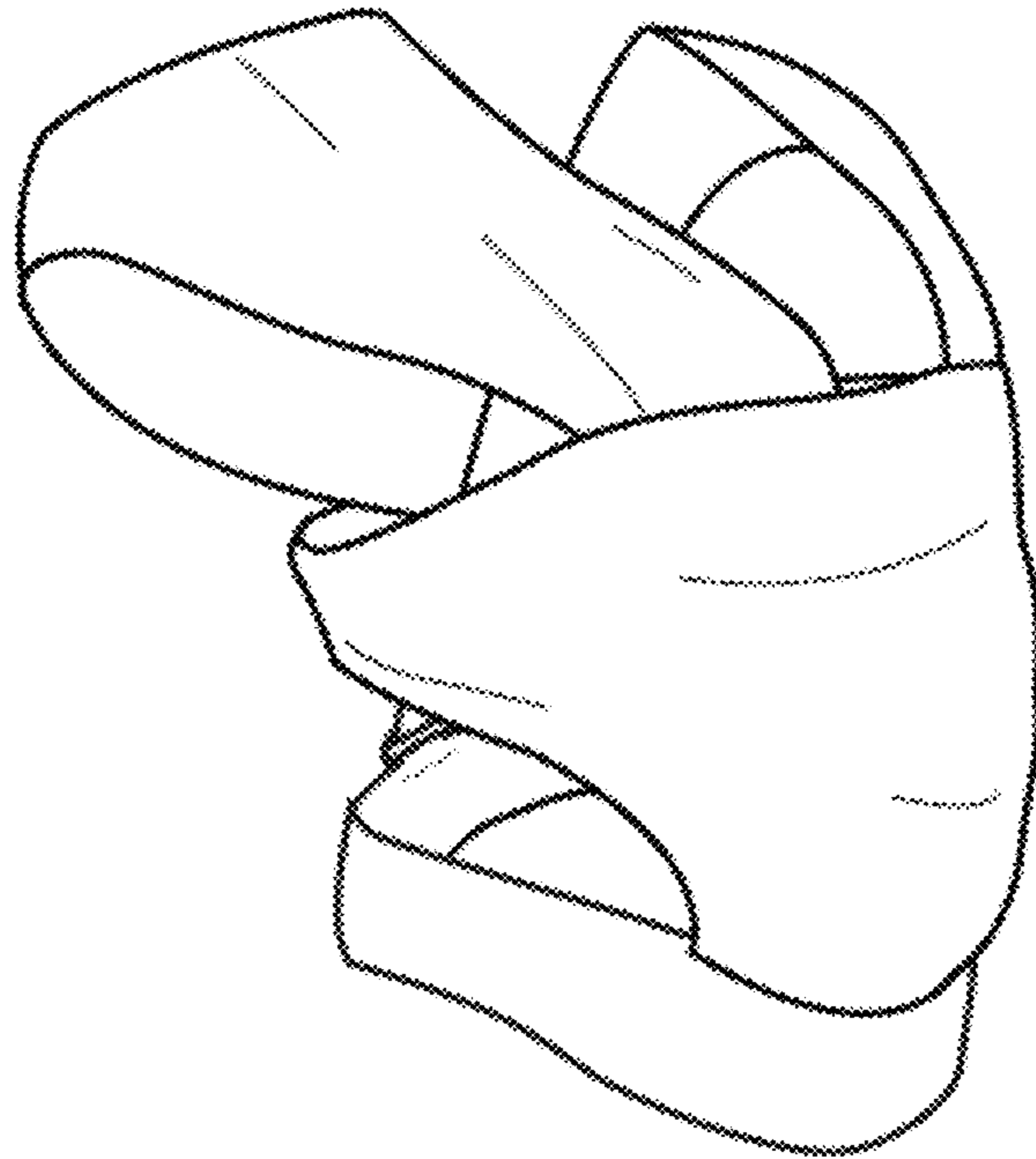


FIGURE 3

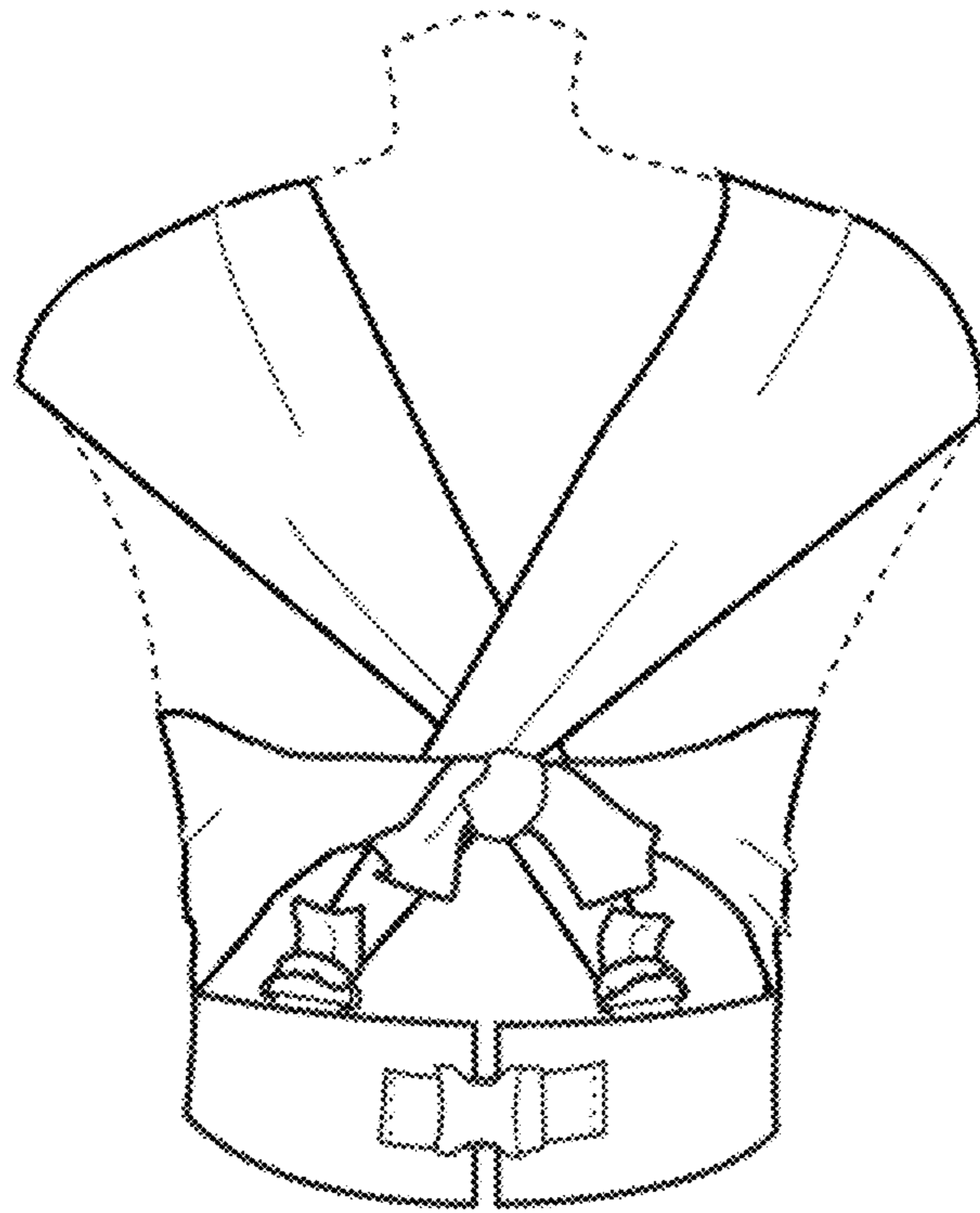


FIGURE 4