



US00D738614S

(12) **United States Design Patent**  
**Chapman**

(10) **Patent No.:** **US D738,614 S**  
(45) **Date of Patent:** **\*\* Sep. 15, 2015**

- (54) **BABY CARRIER**
- (71) Applicant: **Sue Lee Chapman**, London (GB)
- (72) Inventor: **Sue Lee Chapman**, London (GB)
- (\*\*) Term: **14 Years**
- (21) Appl. No.: **29/452,919**
- (22) Filed: **Apr. 23, 2013**

D507,869	S *	8/2005	Liistro et al. ....	D3/214
D509,056	S *	9/2005	Shiraishi et al. ....	D3/213
D551,443	S *	9/2007	Wilmink .....	D3/214
7,287,676	B2 *	10/2007	Chua .....	224/160
D611,699	S *	3/2010	Lundh .....	D3/214
D615,749	S *	5/2010	Wagner .....	D3/214
D630,838	S *	1/2011	Gmeiner et al. ....	D3/214
D632,887	S *	2/2011	Jones et al. ....	D3/214
8,066,654	B2 *	11/2011	Sandifer et al. ....	602/19
D655,495	S *	3/2012	Sauer et al. ....	D3/214
D664,351	S *	7/2012	Bergkvist et al. ....	D3/214
2004/0016780	A1 *	1/2004	Cummings et al. ....	224/159
2007/0062988	A1 *	3/2007	Kassai et al. ....	224/158

**Related U.S. Application Data**

- (63) Continuation of application No. 29/404,811, filed on Oct. 25, 2011, now abandoned.
- (51) **LOC (10) Cl.** ..... **03-01**
- (52) **U.S. Cl.**  
USPC ..... **D3/214**
- (58) **Field of Classification Search**  
USPC ..... D3/213–215; D6/354, 386; 224/155,  
224/157–161, 264–265, 270, 907; 446/28  
CPC ..... B65D 29/00; A61J 17/00  
See application file for complete search history.

\* cited by examiner

*Primary Examiner* — Kelley Donnelly

(57) **CLAIM**

The ornamental design for a baby carrier, as shown and described.

**DESCRIPTION**

FIG. 1 is a rear perspective view of a baby carrier of the claimed design;  
 FIG. 2 is a front side view of the baby carrier of FIG. 1;  
 FIG. 3 is a side perspective view of the baby carrier of FIG. 1;  
 FIG. 4 is a backside view of the baby carrier of FIG. 1;  
 FIG. 5 is a rear perspective view of another baby carrier of the claimed design;  
 FIG. 6 is a front side view of the baby carrier of FIG. 5;  
 FIG. 7 is a side perspective view of the baby carrier of FIG. 5;  
 and,  
 FIG. 8 is a backside view of the baby carrier of FIG. 5.  
 The broken lines in FIGS. 2, 4, 6 and 8 are included for the purpose of illustrating the environment of the article only and form no part of the claimed design.

(56) **References Cited**

U.S. PATENT DOCUMENTS

D173,089	S *	9/1954	Reich .....	D3/226
D253,558	S *	12/1979	Carter .....	D3/214
D277,811	S *	3/1985	Moore .....	D3/214
D370,996	S *	6/1996	Shimura et al. ....	D3/214
5,791,535	A *	8/1998	Roan et al. ....	224/160
5,813,580	A *	9/1998	Fair .....	224/160
6,213,362	B1 *	4/2001	Lorenzini et al. ....	224/158
D455,546	S *	4/2002	Norman .....	D3/214
6,595,396	B2 *	7/2003	Cummings et al. ....	224/158
D501,078	S *	1/2005	Cabana .....	D3/215

**1 Claim, 8 Drawing Sheets**



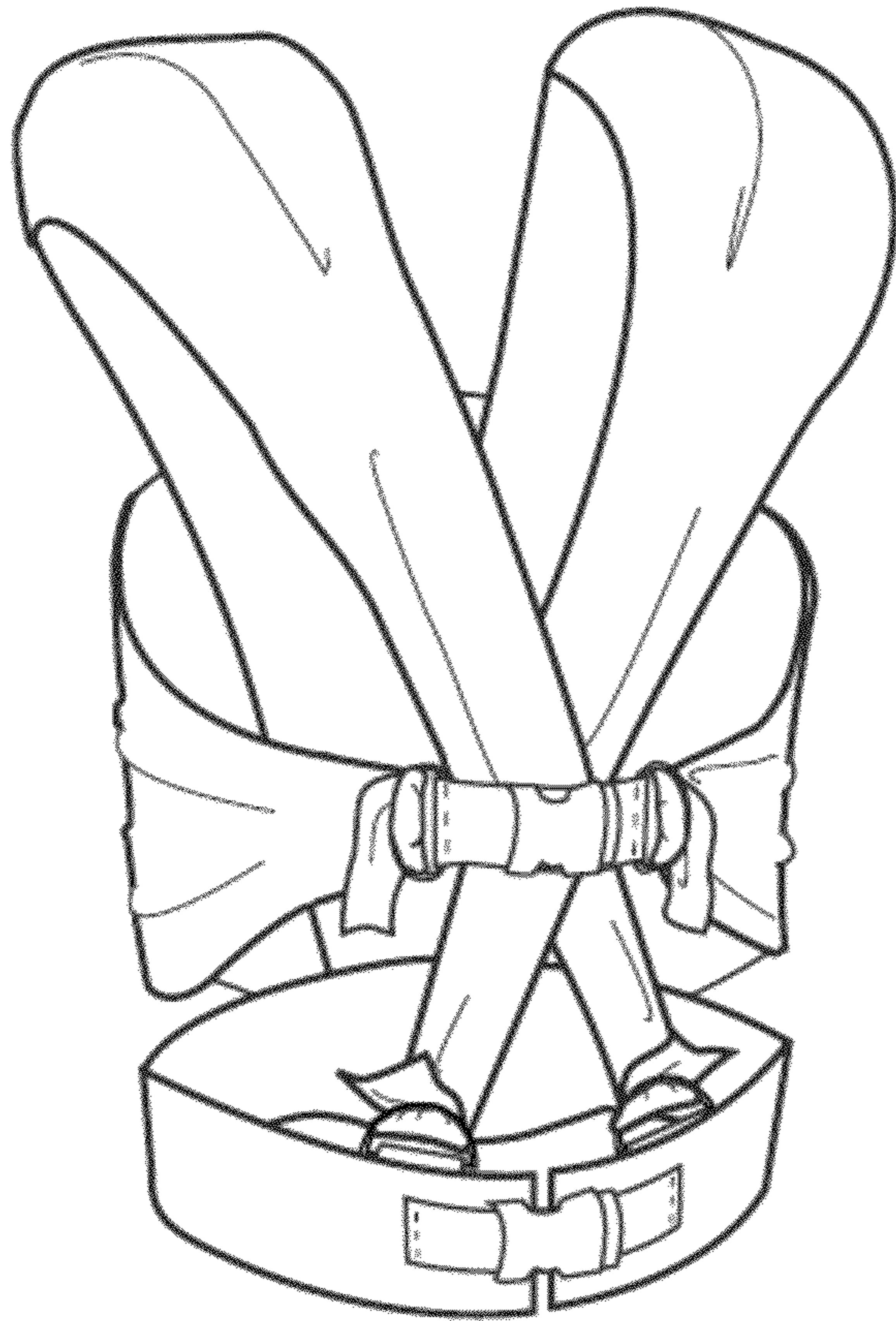


FIGURE 1

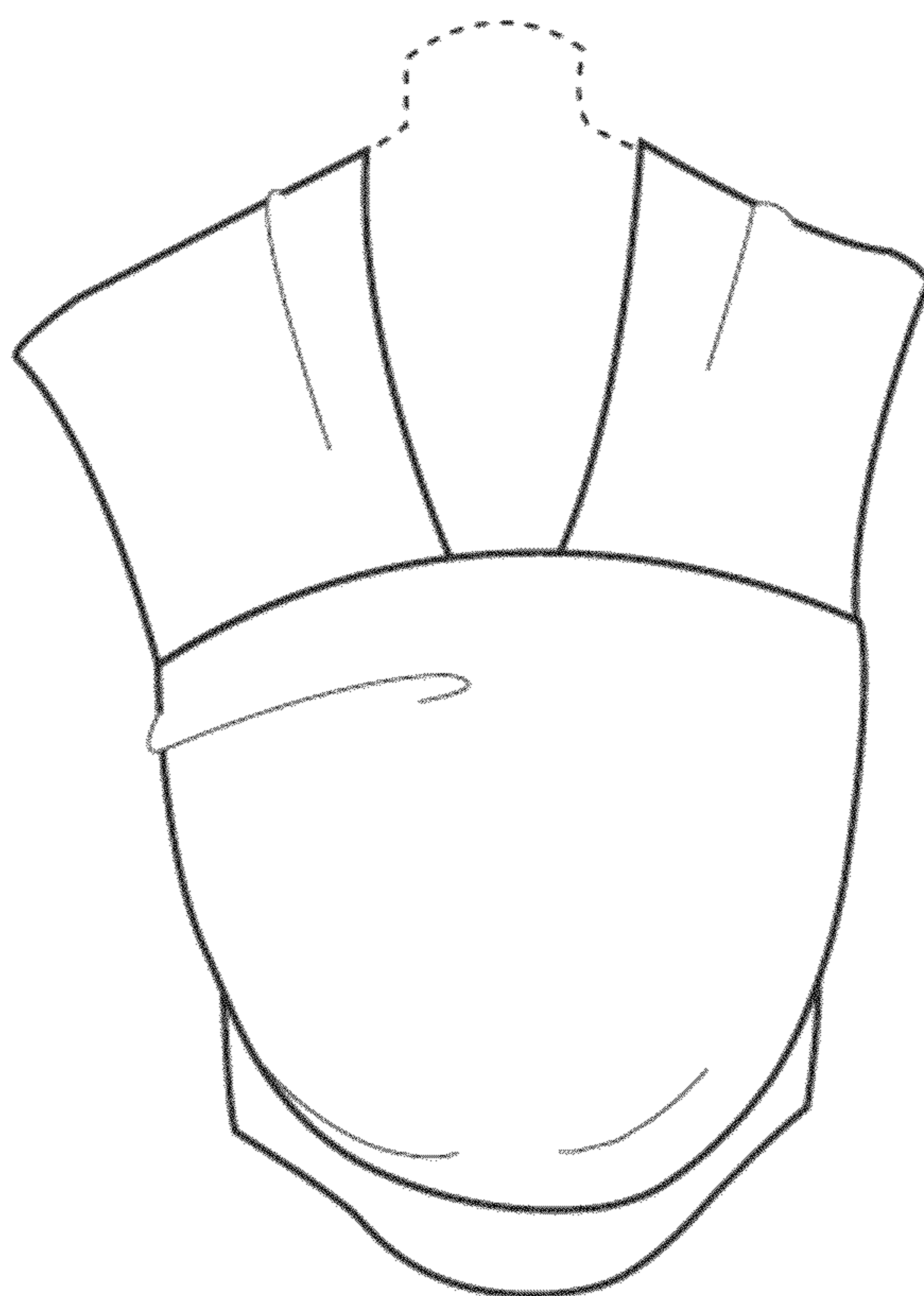


FIGURE 2



FIGURE 3



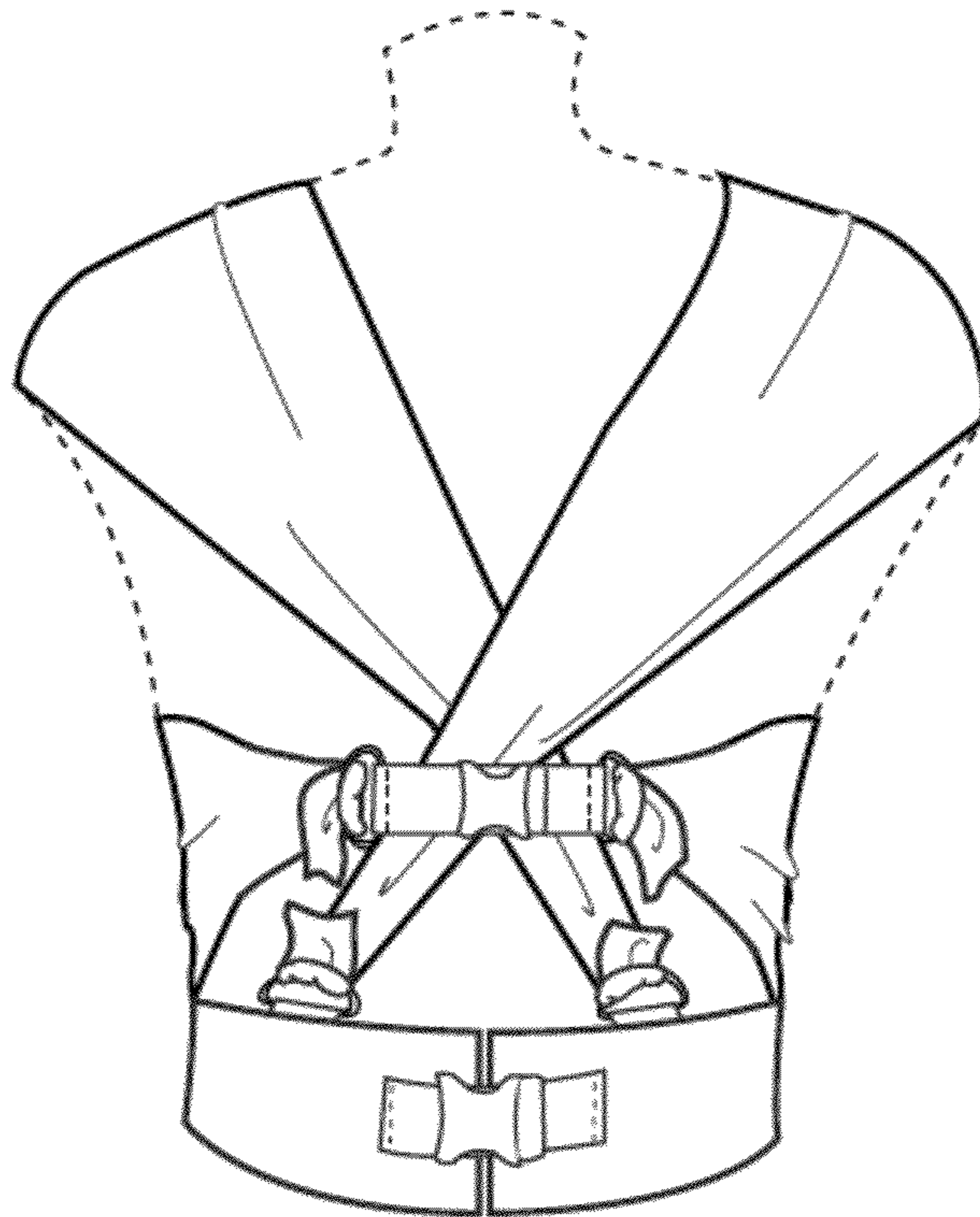


FIGURE 4

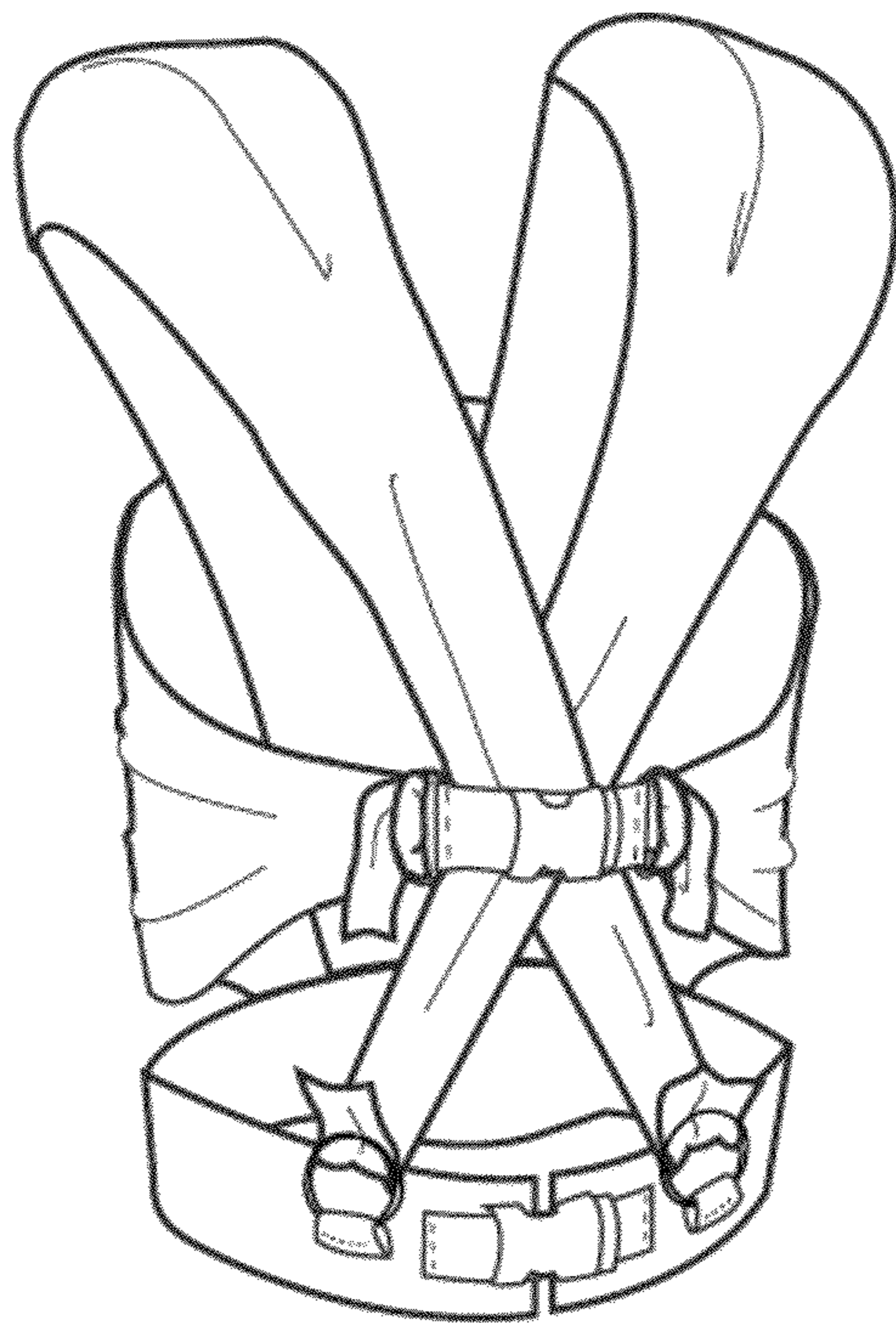


FIGURE 5

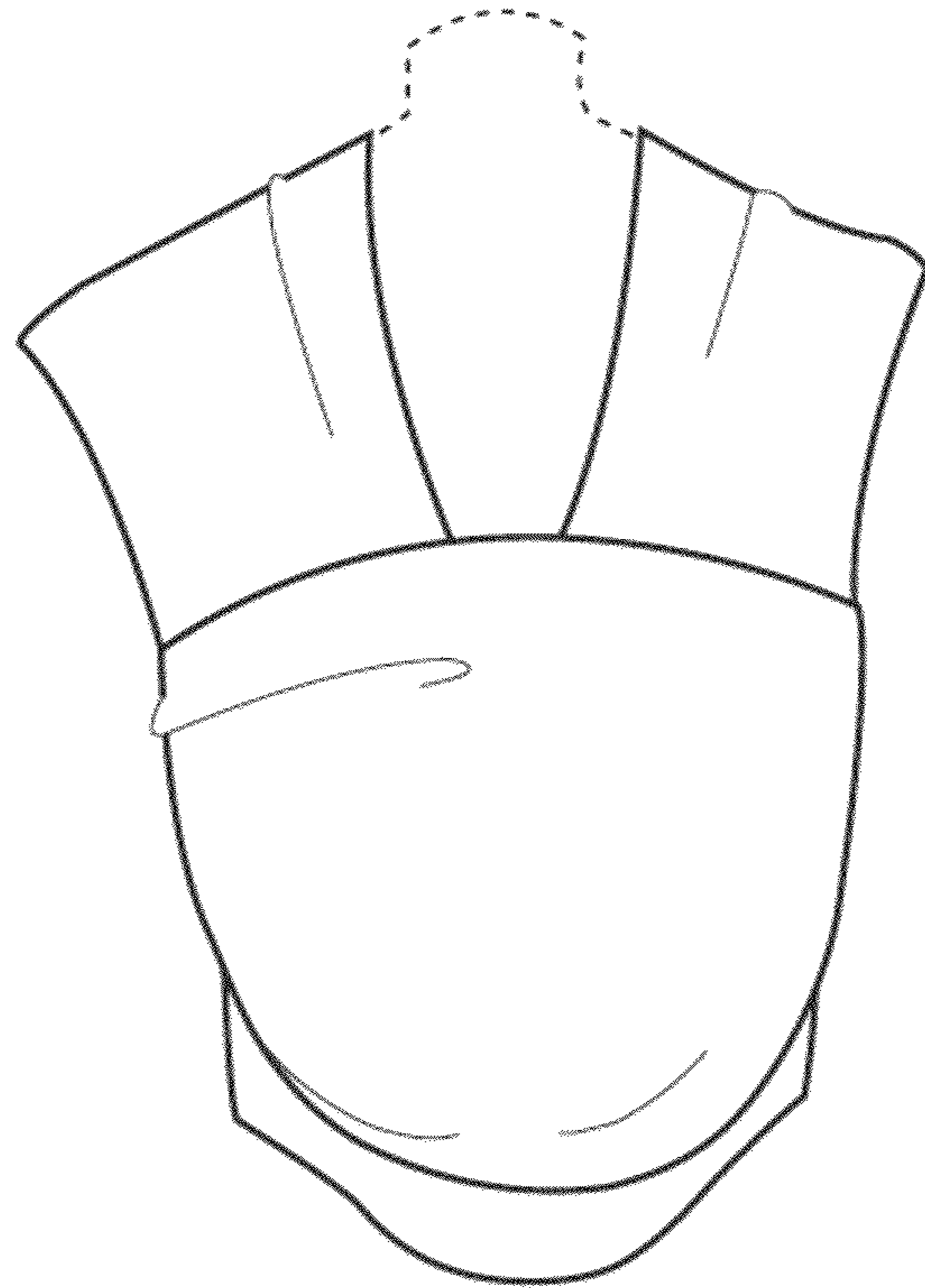


FIGURE 6



FIGURE 7



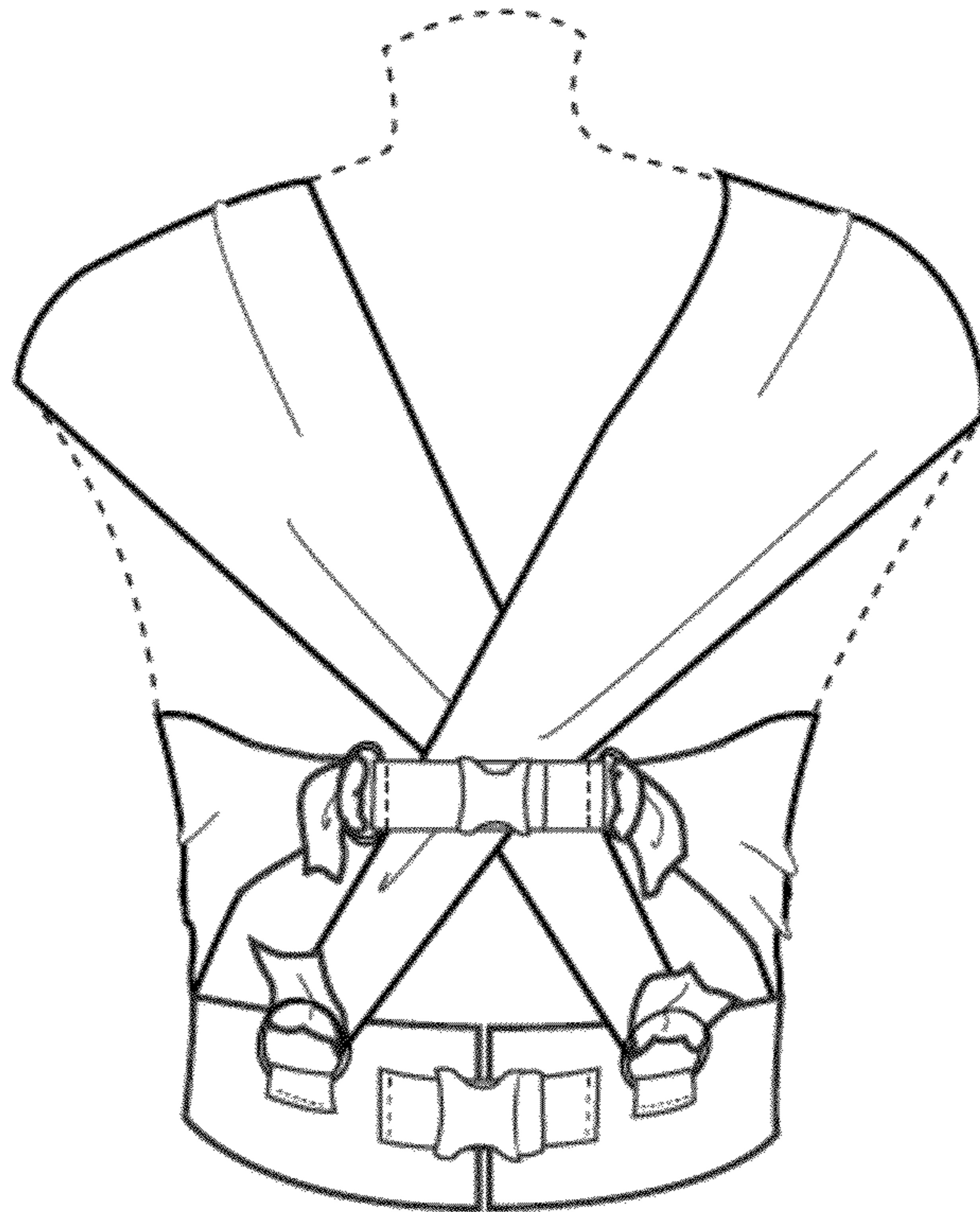


FIGURE 8