



US00D738612S

(12) **United States Design Patent**
Winiski

(10) **Patent No.:** **US D738,612 S**

(45) **Date of Patent:** **** Sep. 15, 2015**

(54) **TOOTHBRUSH CASE**

(71) Applicant: **Steven Winiski**, Vancouver (CA)

(72) Inventor: **Steven Winiski**, Vancouver (CA)

(**) Term: **14 Years**

(21) Appl. No.: **29/442,012**

(22) Filed: **Nov. 13, 2012**

(51) **LOC (10) Cl.** **03-02**

(52) **U.S. Cl.**
USPC **D3/205**

(58) **Field of Classification Search**
USPC D3/201, 205, 206, 315-317, 294;
190/100, 124, 903; 206/38, 235, 581,
206/823
CPC A47K 1/09; A47K 2201/02; A47K 5/18;
A46B 17/02; A46B 2200/1066
See application file for complete search history.

(56) **References Cited**

U.S. PATENT DOCUMENTS

368,471	A *	8/1887	Hargraves	206/102
2,358,915	A *	9/1944	Duthie	217/18
D407,439	S *	3/1999	Kossnar et al.	D19/85
D417,949	S *	12/1999	Fantinelli	D3/206
6,022,159	A *	2/2000	Kossnar et al.	401/35
D434,221	S *	11/2000	Chao	D3/265

D434,560	S *	12/2000	Chao	D3/265
D557,490	S *	12/2007	Fedon	D3/206
D564,750	S *	3/2008	Rolion et al.	D3/206
D595,453	S *	6/2009	Parsons et al.	D27/189
D641,971	S *	7/2011	Shibata	D3/206
D703,060	S *	4/2014	Okulla	D9/529

* cited by examiner

Primary Examiner — Susan Bennett Hattan

Assistant Examiner — Charles Hanson

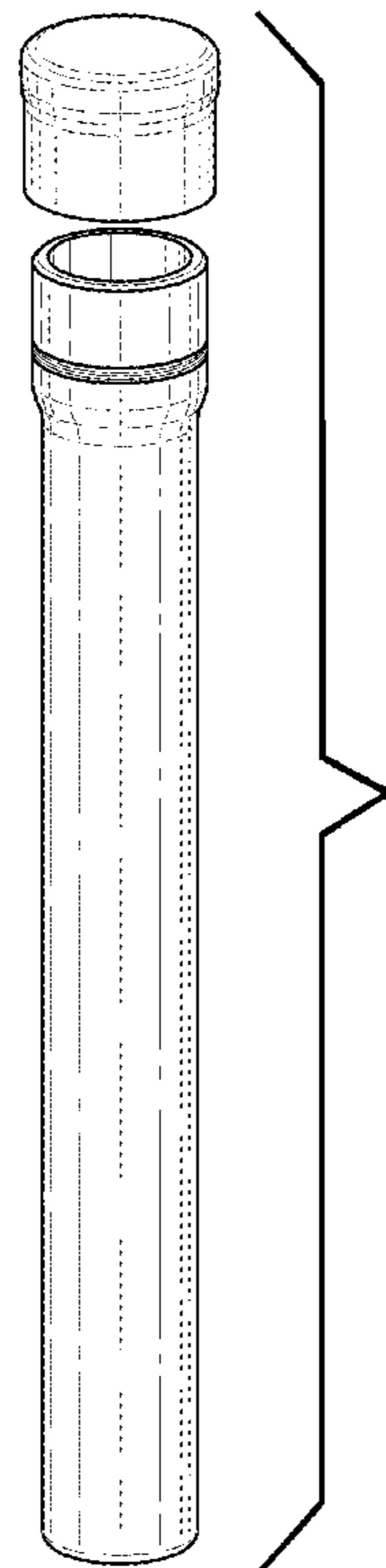
(57) **CLAIM**

The ornamental design for a toothbrush case, as shown and described.

DESCRIPTION

FIG. 1 is a front perspective view of a toothbrush case showing my new design;
FIG. 2 is an exploded view thereof;
FIG. 3 is a front elevational view thereof, the rear side being a mirror image;
FIG. 4 is a right side elevational view thereof, the left side being a mirror image;
FIG. 5 is a top plan view thereof; and,
FIG. 6 is a bottom plan view thereof.
The broken line showing in FIG. 6 is included for the purpose of illustrating portions of the toothbrush case that form no part of the claimed design.

1 Claim, 3 Drawing Sheets



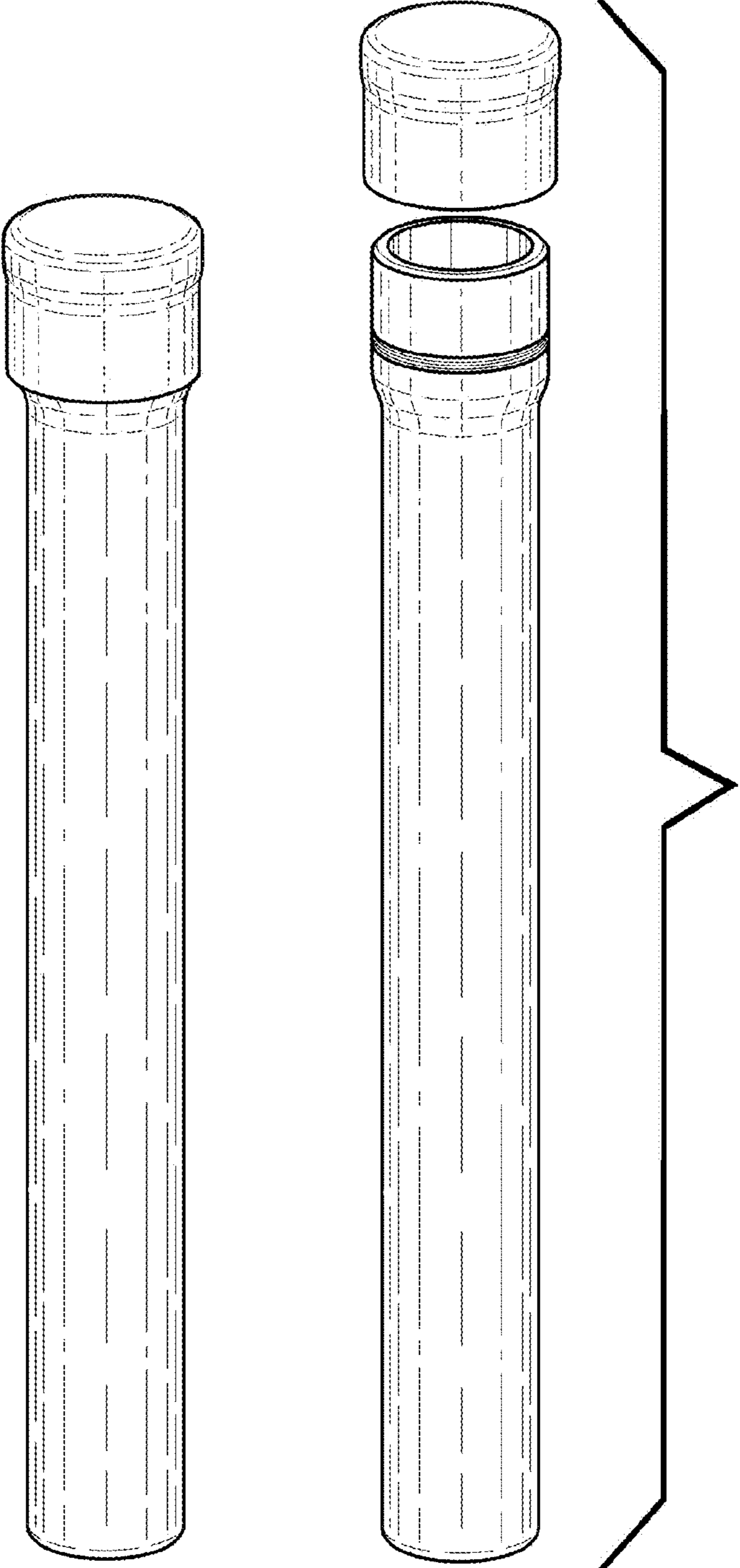


FIG.1

FIG.2

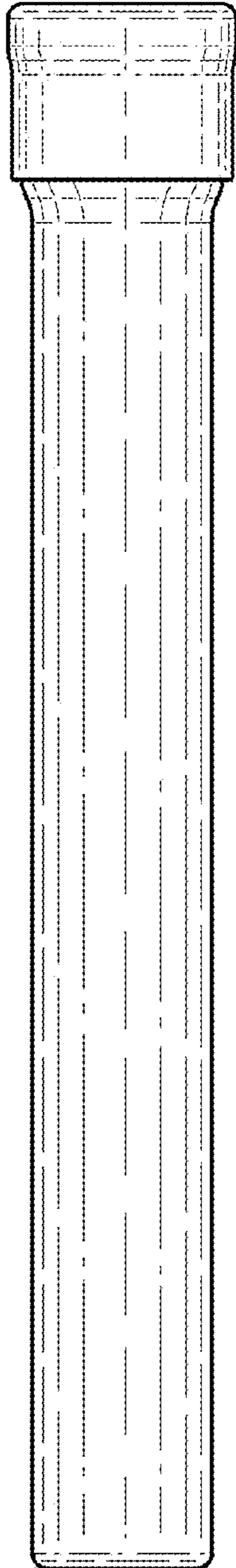


FIG.3

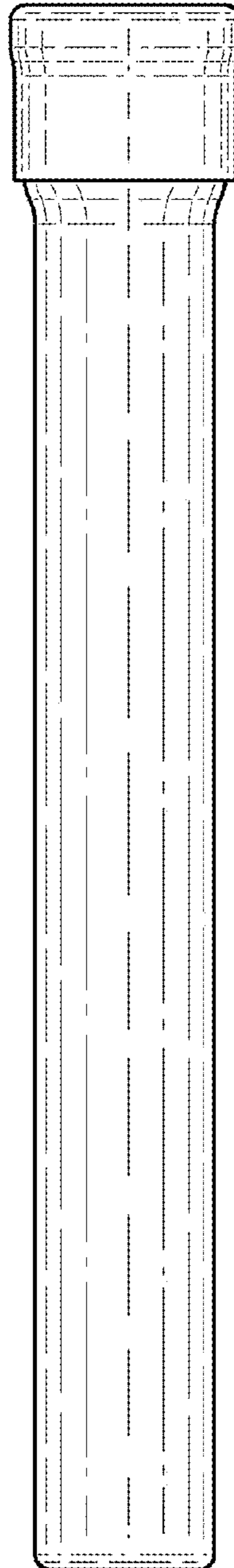


FIG.4

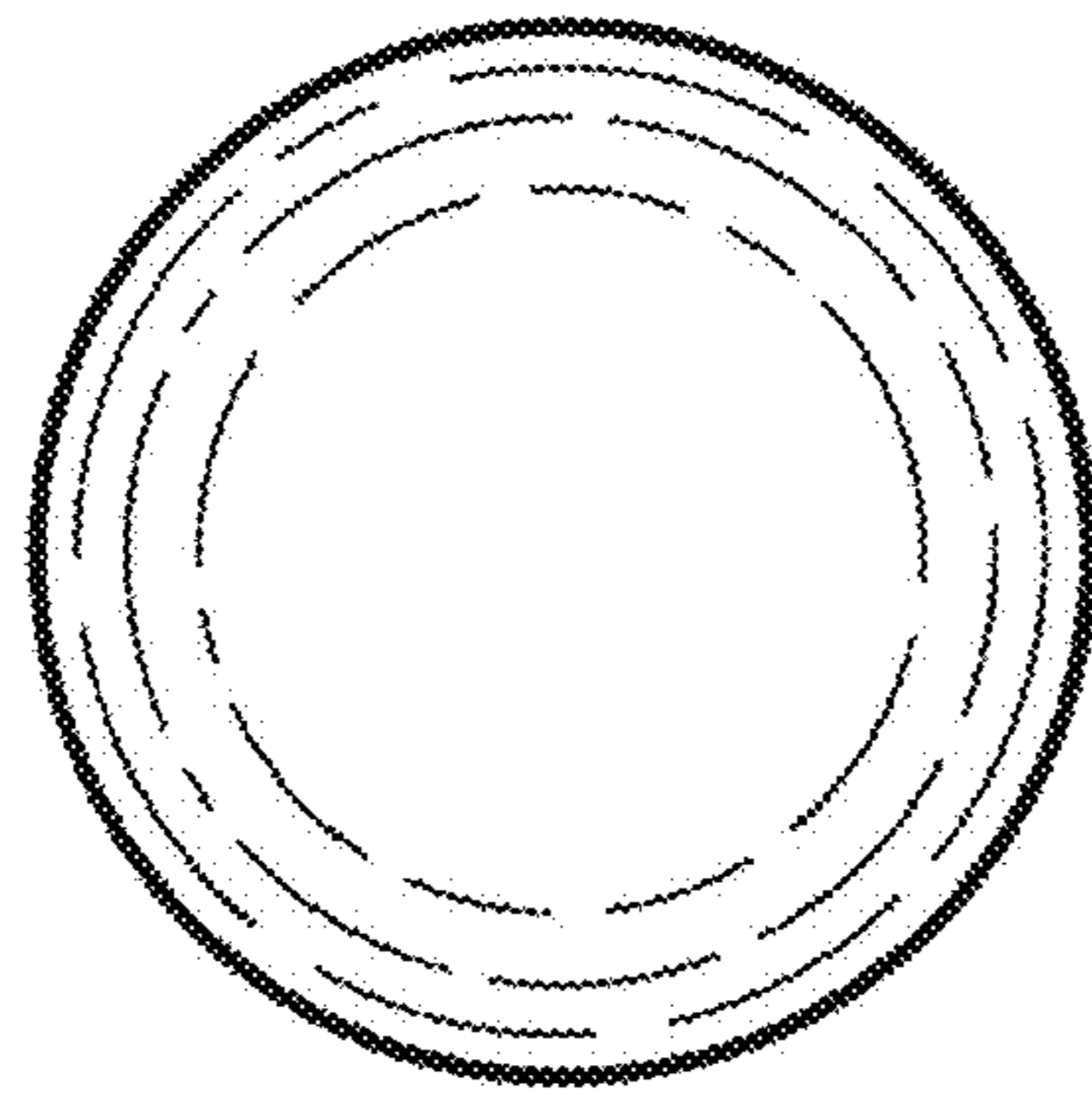


FIG.5

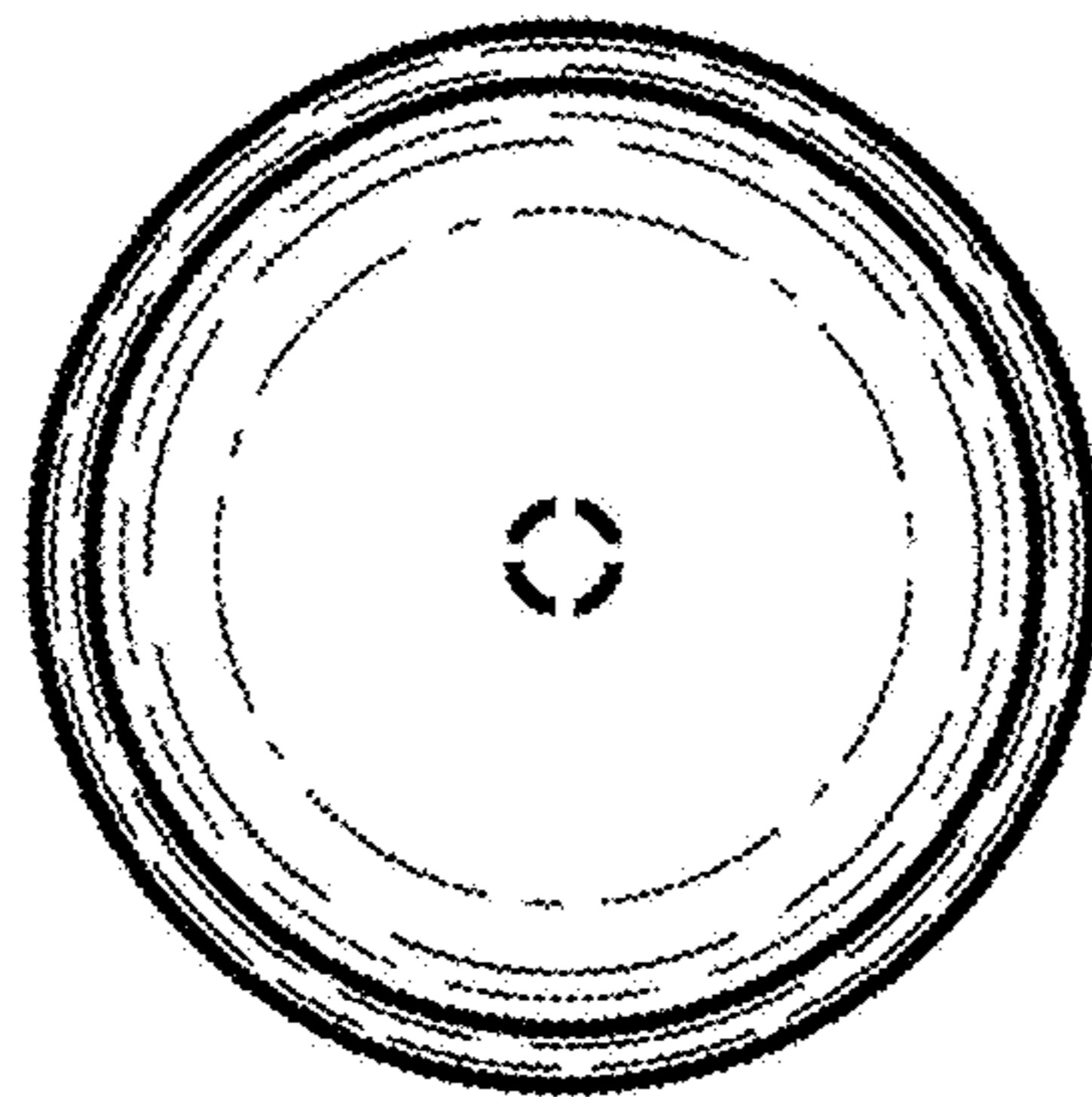


FIG.6