



US00D738606S

(12) **United States Design Patent**  
**Choi et al.**

(10) **Patent No.:** **US D738,606 S**

(45) **Date of Patent:** **\*\* Sep. 15, 2015**

(54) **FOOTWEAR**

(71) Applicants: **Sandra Choi**, London (GB); **Nicholas LaRusso**, London (GB)

(72) Inventors: **Sandra Choi**, London (GB); **Nicholas LaRusso**, London (GB)

(73) Assignee: **J. Choo Limited**, London (GB)

(\*\*) Term: **14 Years**

(21) Appl. No.: **29/440,595**

(22) Filed: **Dec. 21, 2012**

(30) **Foreign Application Priority Data**

Aug. 3, 1920 (EM) ..... 002083519-0007

(51) **LOC (10) Cl.** ..... **02-99**

(52) **U.S. Cl.**  
USPC ..... **D2/971**

(58) **Field of Classification Search**  
USPC ..... D2/896, 925-942, 946, 969, 971; 36/1,  
36/83, 8.3, 45-58, 104, 108, 76 R  
See application file for complete search history.

(56) **References Cited**

**U.S. PATENT DOCUMENTS**

D79,400 S *	9/1929	Morali	.....	D2/930
D80,576 S *	2/1930	Morali	.....	D2/935
D82,236 S *	10/1930	Ellington	.....	D2/942
D92,859 S	7/1934	Miller		
D93,777 S *	11/1934	Levin	.....	D2/931
D94,267 S *	1/1935	Goldberg	.....	D2/971
D94,680 S *	2/1935	Grossman	.....	D2/937
D94,902 S *	3/1935	Jackson	.....	D2/971
D100,855 S *	8/1936	Elkin	.....	D2/935

D103,506 S *	3/1937	Pape	.....	D2/932
D174,663 S *	5/1955	Stock et al.	.....	D2/936
D525,418 S	7/2006	Kelsey		
D592,842 S *	5/2009	Lawler	.....	D2/946
D625,087 S	10/2010	Blini		
D636,167 S *	4/2011	Guers-Neyraud	.....	D2/971
D647,292 S	10/2011	Guers-Neyraud		
D650,569 S *	12/2011	Wilkinson	.....	D2/971

**OTHER PUBLICATIONS**

Design U.S. Appl. No. 29/372,528, filed Dec. 2, 2010; first named inventor: Wilkinson.

Design U.S. Appl. No. 29/395,389, filed Jan. 11, 2012; first named inventor: Guers-Neyraud.

\* cited by examiner

*Primary Examiner* — Dominic Simone

(74) *Attorney, Agent, or Firm* — Fross Zelnick Lehrman & Zissu, P.C.; Lawrence E. Apolzon, Esq.

(57) **CLAIM**

The ornamental design for footwear, as shown and described.

**DESCRIPTION**

FIG. 1 is a front perspective view of a shoe showing my footwear design;

FIG. 2 is a left side view of the footwear shown in FIG. 1;

FIG. 3 is a right side view of the footwear shown in FIG. 1;

FIG. 4 is a front view of the footwear shown in FIG. 1;

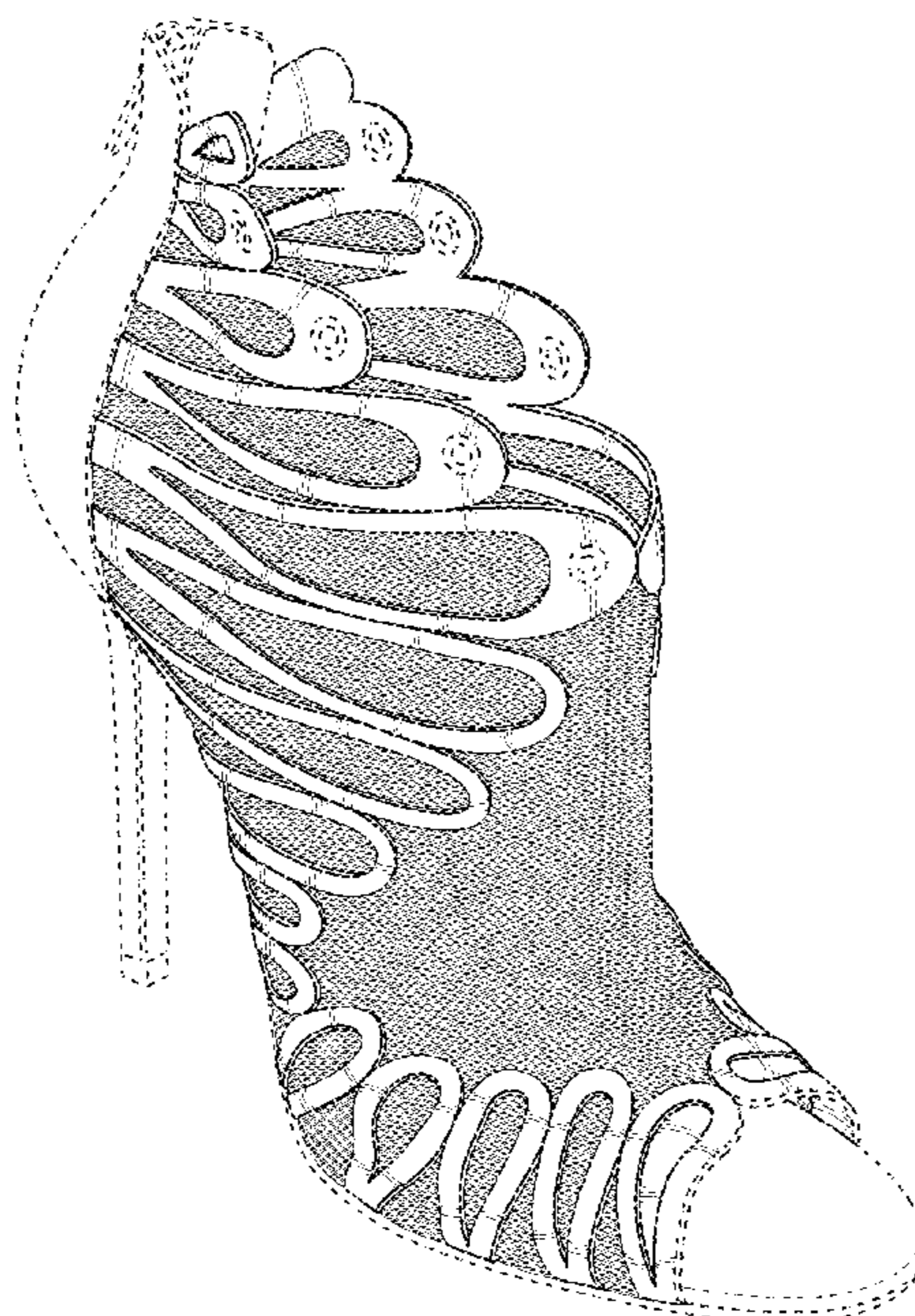
FIG. 5 is a rear view of the footwear shown in FIG. 1; and,

FIG. 6 is a top view of the footwear shown in FIG. 1.

The broken line showing of the sole, heel, zipper, footbed, rivets and heel cap in the relevant drawings shows unclaimed subject matter for the design in those drawings.

The break lines shown in the drawings of the laces indicate unclaimed length.

**1 Claim, 6 Drawing Sheets**





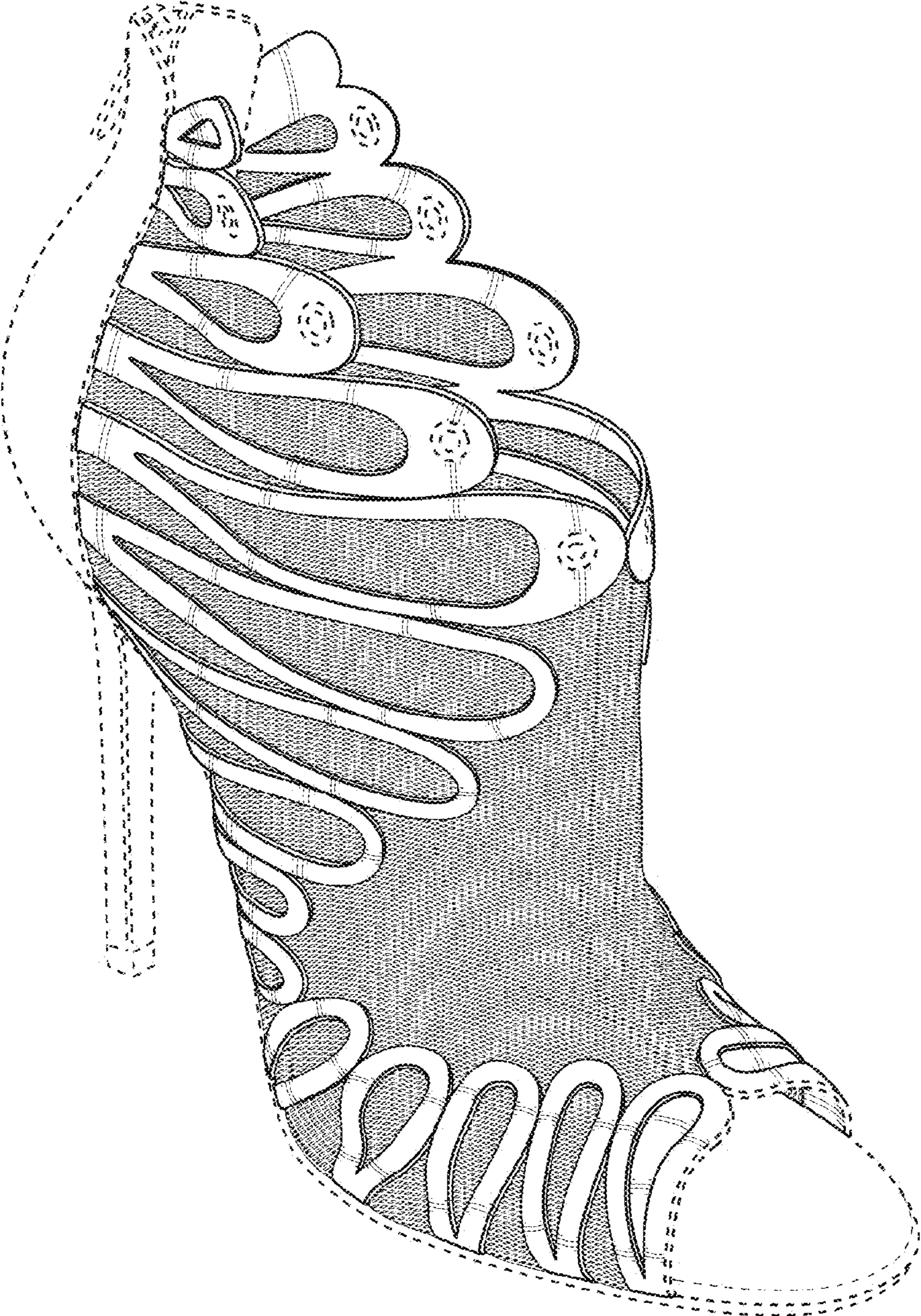


FIG. 1



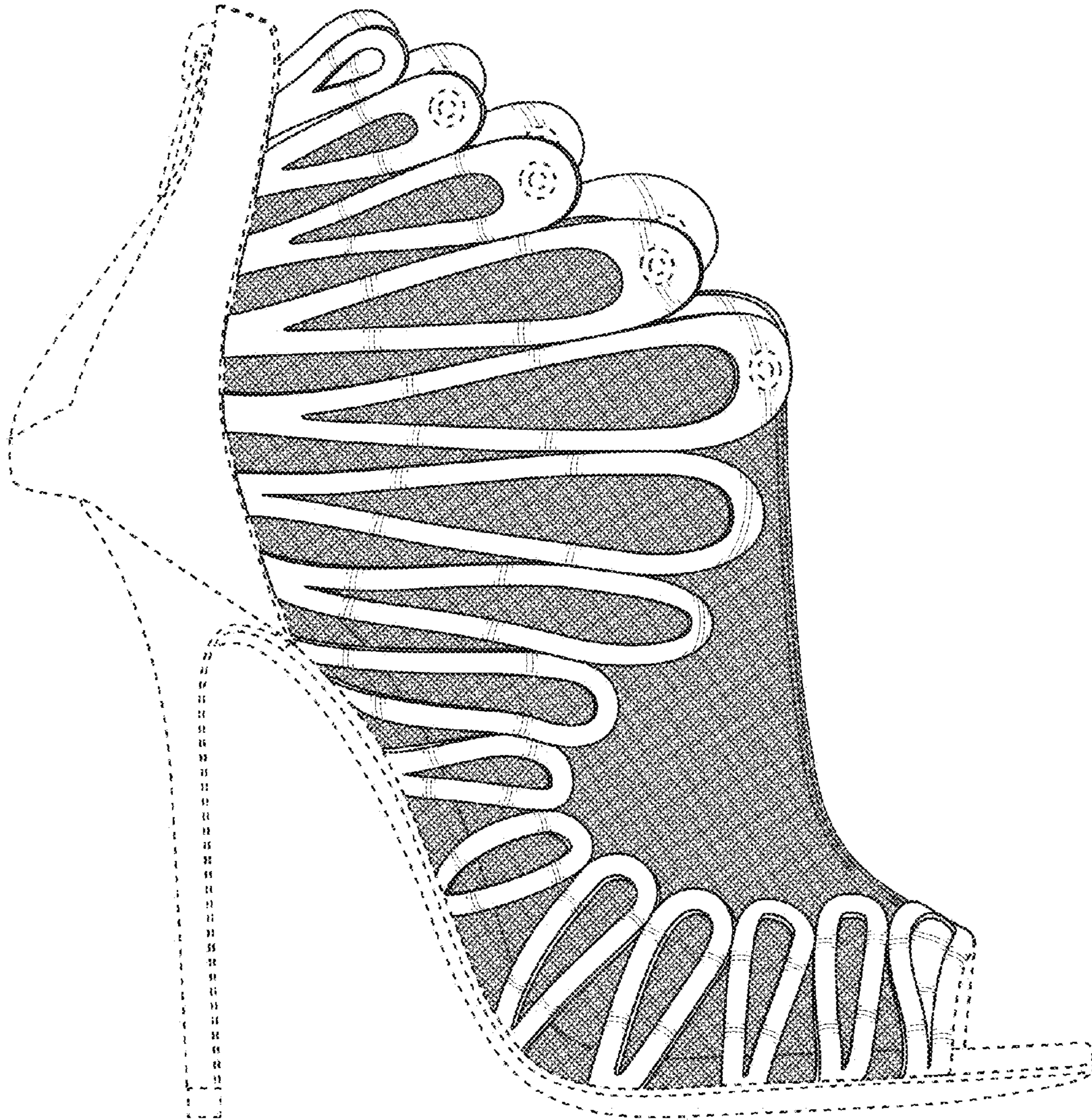


FIG. 2



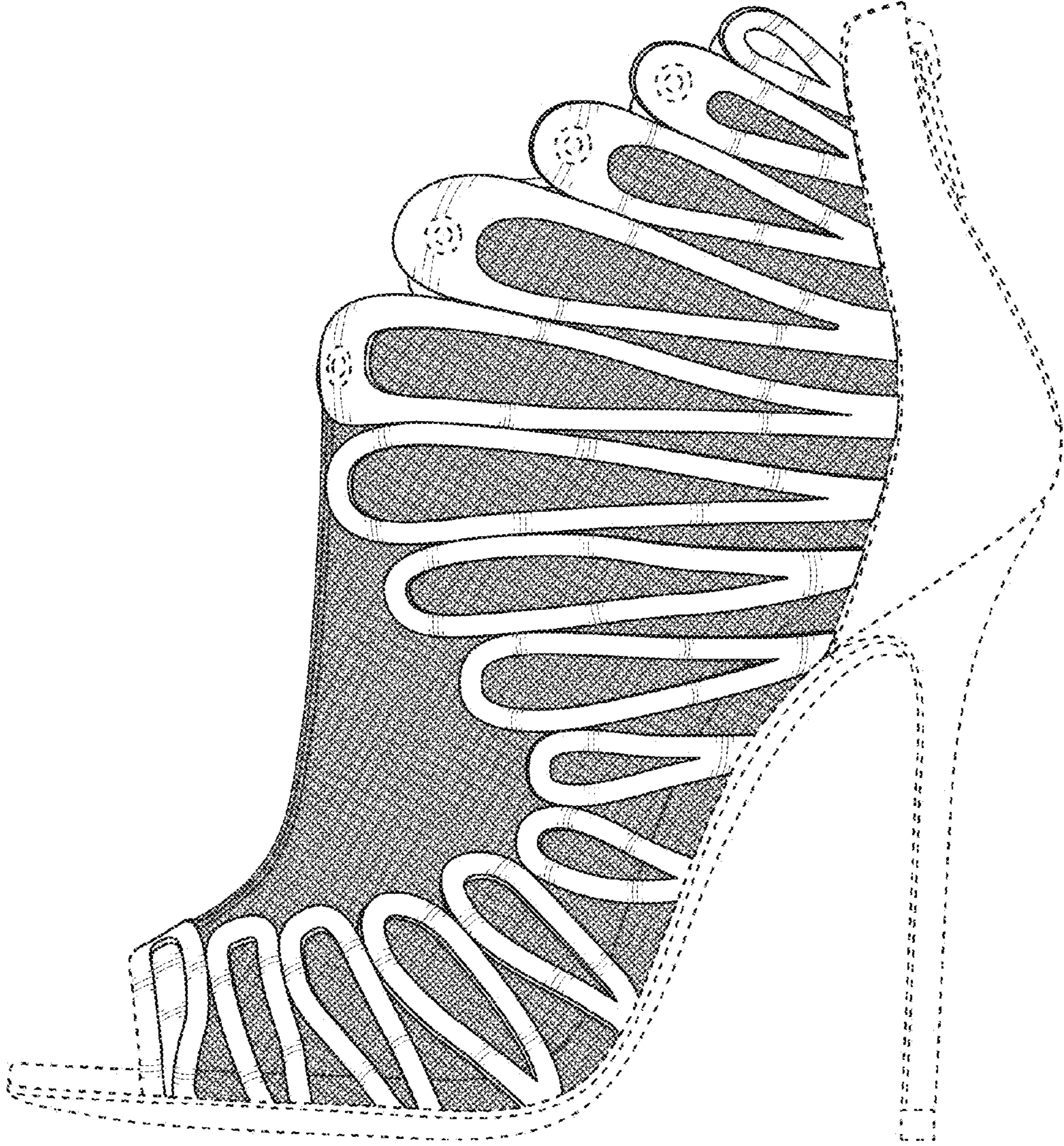


FIG. 3



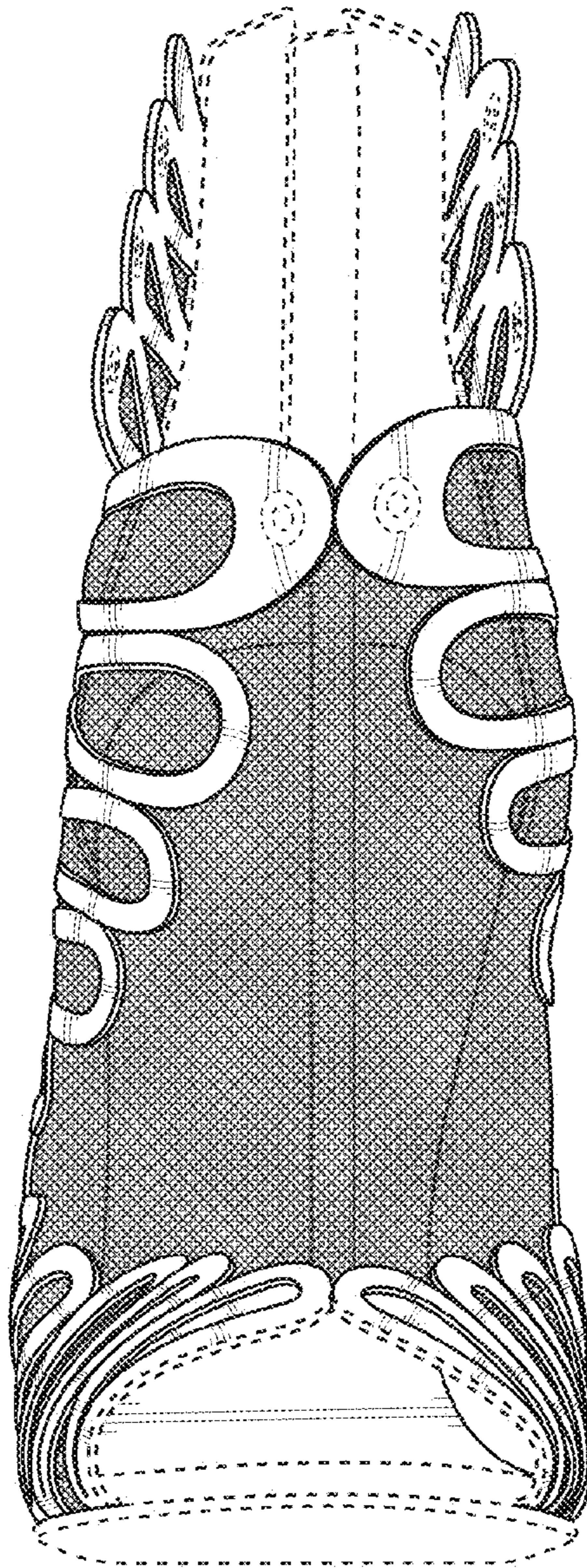


FIG. 4

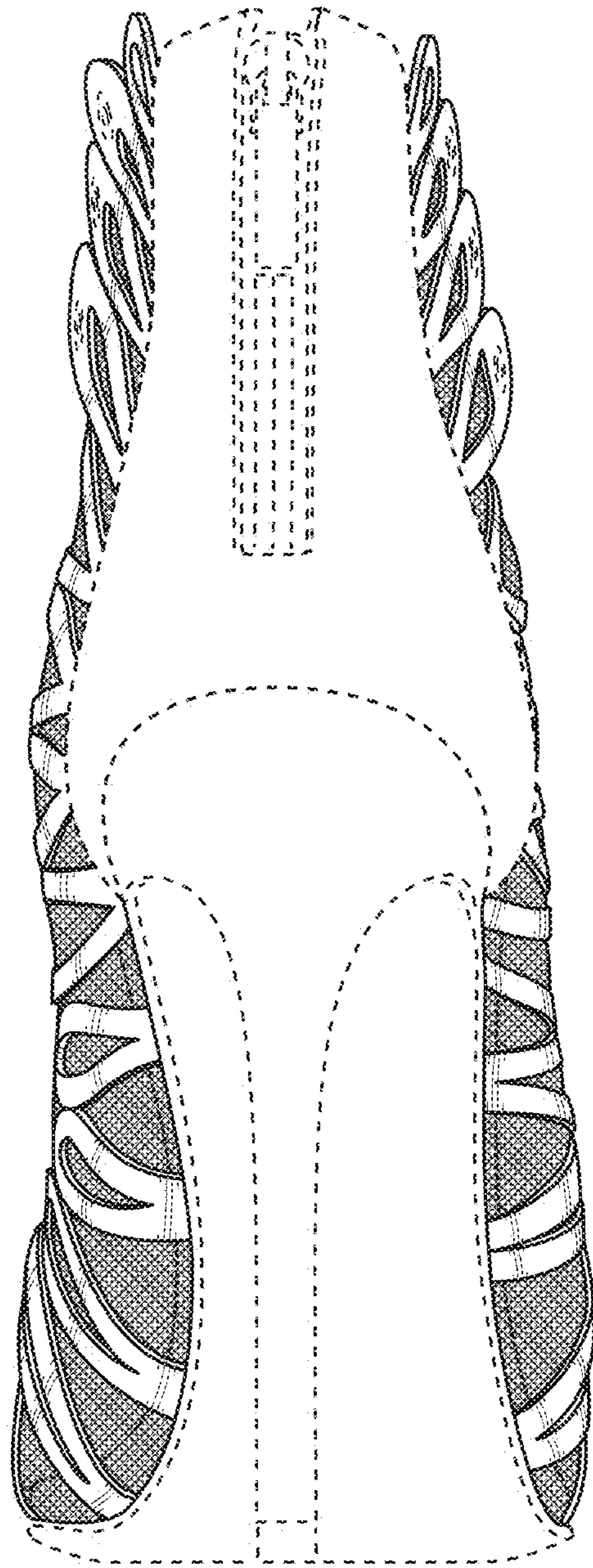


FIG. 5



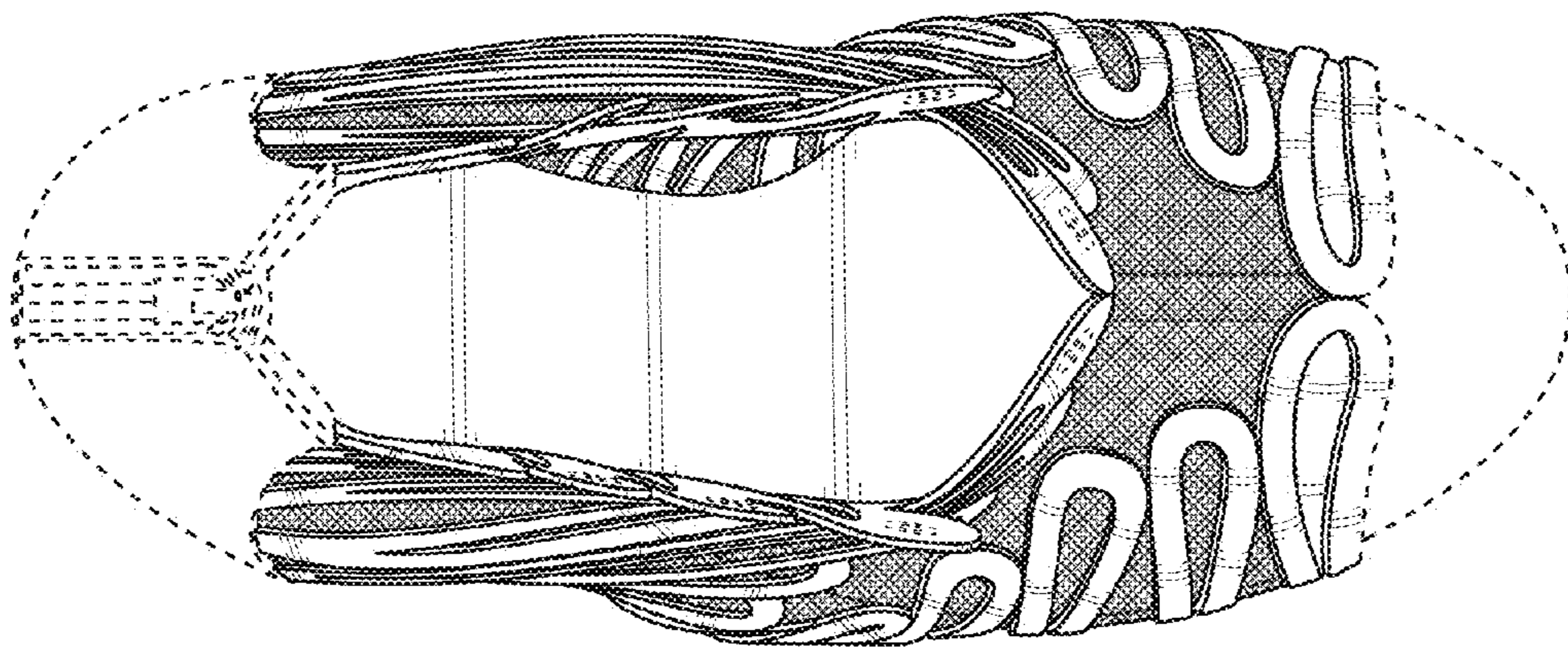


FIG. 6