



US00D738602S

(12) **United States Design Patent**
Qin

(10) **Patent No.:** **US D738,602 S**

(45) **Date of Patent:** **** Sep. 15, 2015**

(54) **HEEL CUSHION**

(56) **References Cited**

(71) Applicant: **XiaoLan Qin**, Dongguang (CN)

U.S. PATENT DOCUMENTS

(72) Inventor: **XiaoLan Qin**, Dongguang (CN)

D297,980 S	*	10/1988	Sugiyama	D2/961
D300,084 S	*	3/1989	Ito et al.	D2/961
D545,532 S	*	7/2007	Sawtelle et al.	D2/947
D570,488 S	*	6/2008	Kirksey et al.	D24/189
D577,884 S	*	10/2008	Swilley, Sr.	D2/961
D580,640 S	*	11/2008	Wurzburg	D2/961

(73) Assignee: **Dongguan LanHui Commodity Technology Co., Ltd.**, Dongguan (CN)

* cited by examiner

(**) Term: **14 Years**

Primary Examiner — Derrick Holland

Assistant Examiner — Janice Lim

(21) Appl. No.: **29/458,605**

(74) *Attorney, Agent, or Firm* — Minder Law Group; Willy H. Wong

(22) Filed: **Jun. 20, 2013**

(57) **CLAIM**

(30) **Foreign Application Priority Data**

The ornamental design for a heel cushion, as shown and described.

Dec. 21, 2012 (CN) 2012 3 0666252

DESCRIPTION

(51) **LOC (10) Cl.** **02-04**

FIG. 1 is a front perspective view of a heel cushion, showing my new design;

(52) **U.S. Cl.**

FIG. 2 is a front view thereof;

USPC **D2/961**

FIG. 3 is a rear view thereof;

(58) **Field of Classification Search**

FIG. 4 is a left side view thereof;

USPC D2/914, 946-962; 36/43, 44, 71, 88,

FIG. 5 is a right side view thereof;

36/91-94, 100, 101, 126, 136, 145, 154,

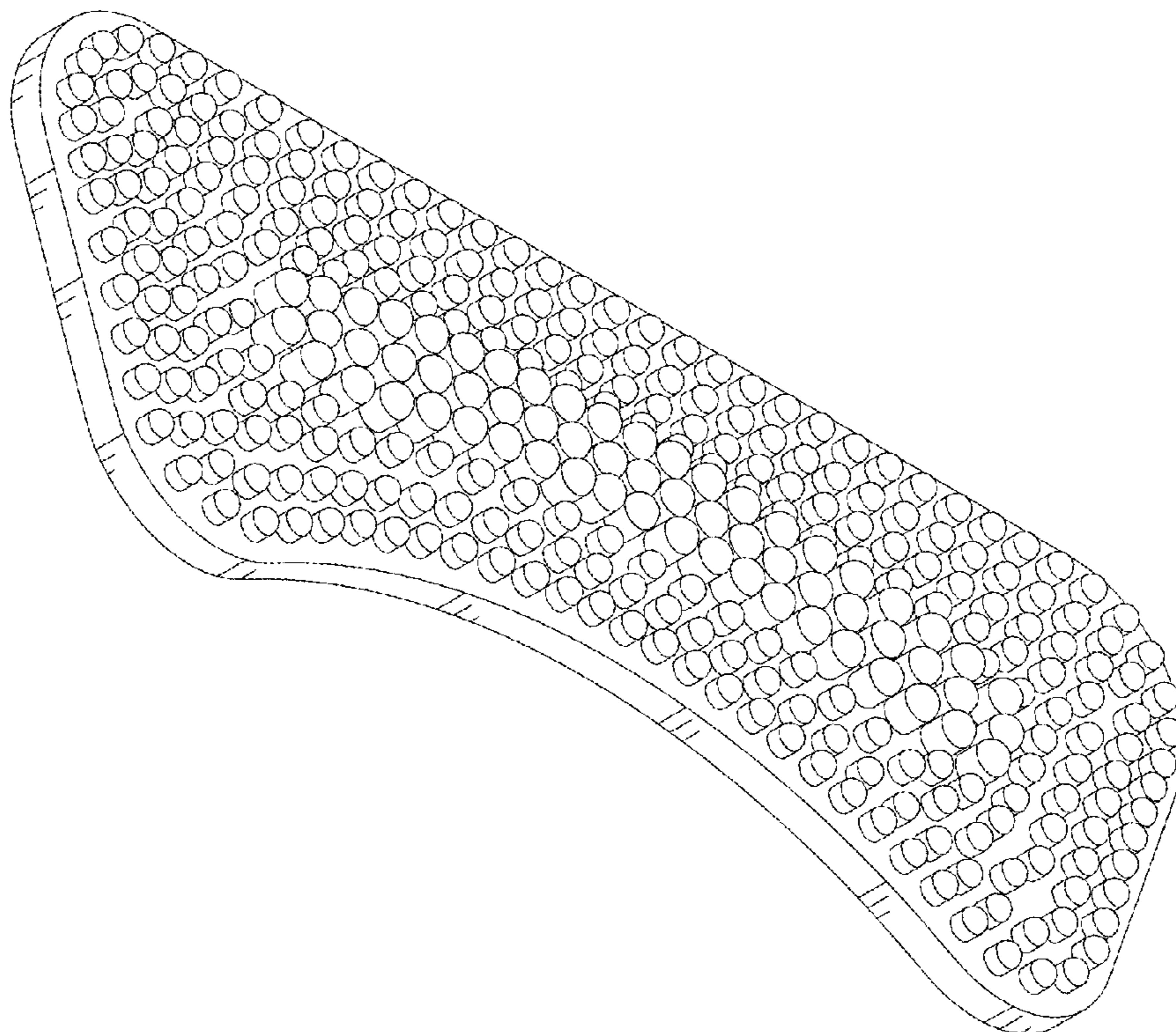
FIG. 6 is a top view thereof; and,

36/173

FIG. 7 is a bottom view thereof.

See application file for complete search history.

1 Claim, 6 Drawing Sheets



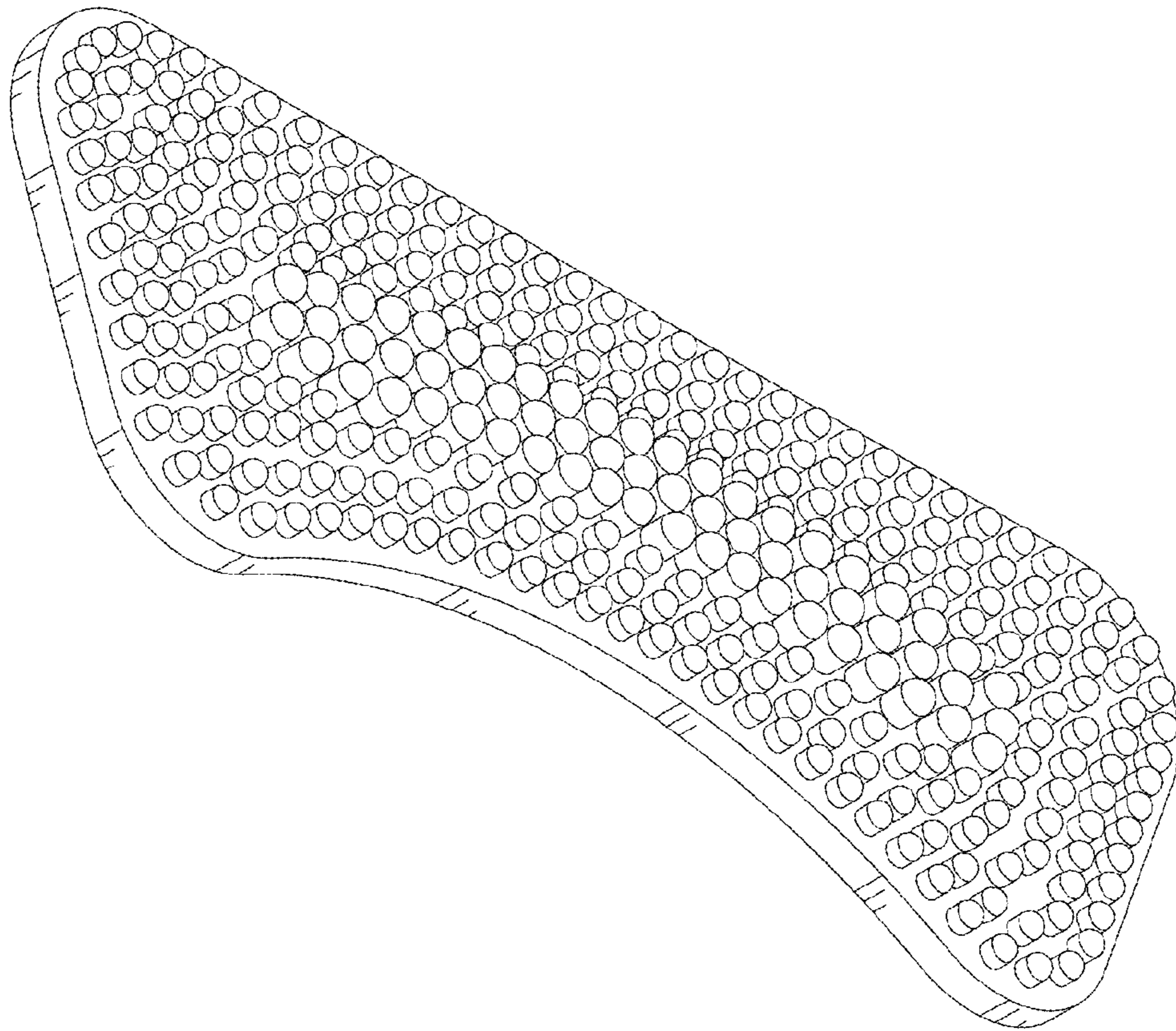


FIG. 1

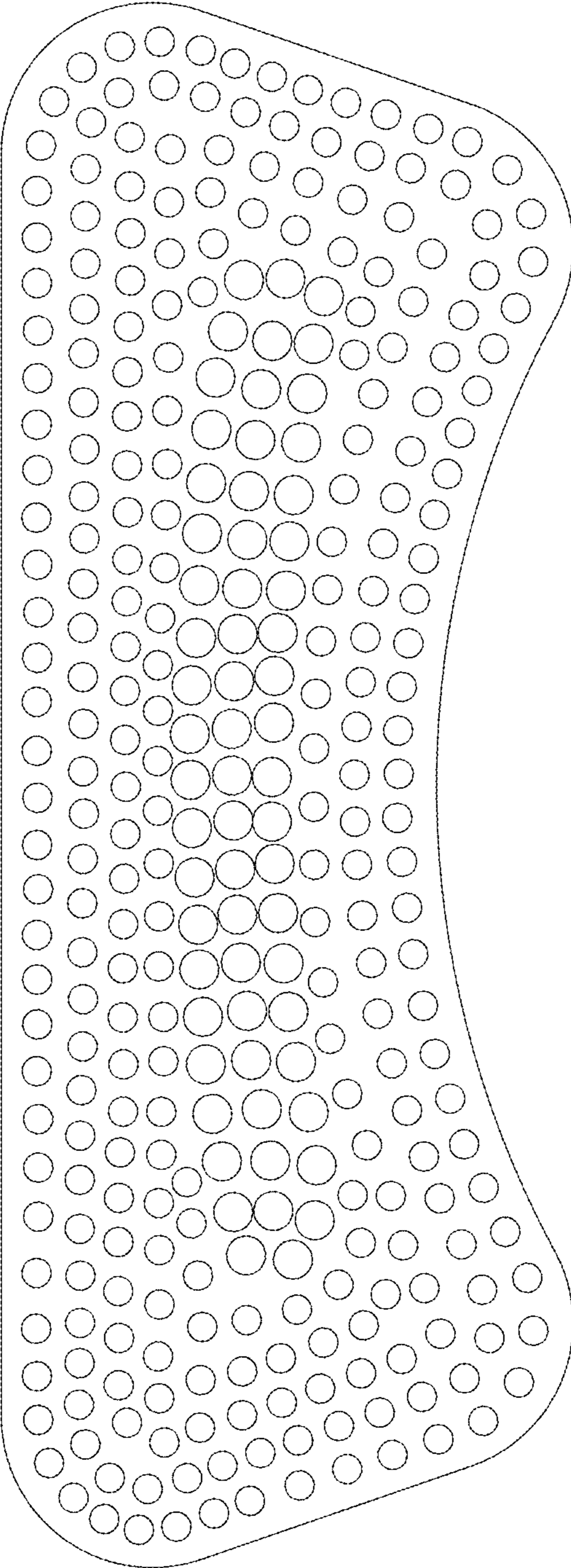


FIG. 2

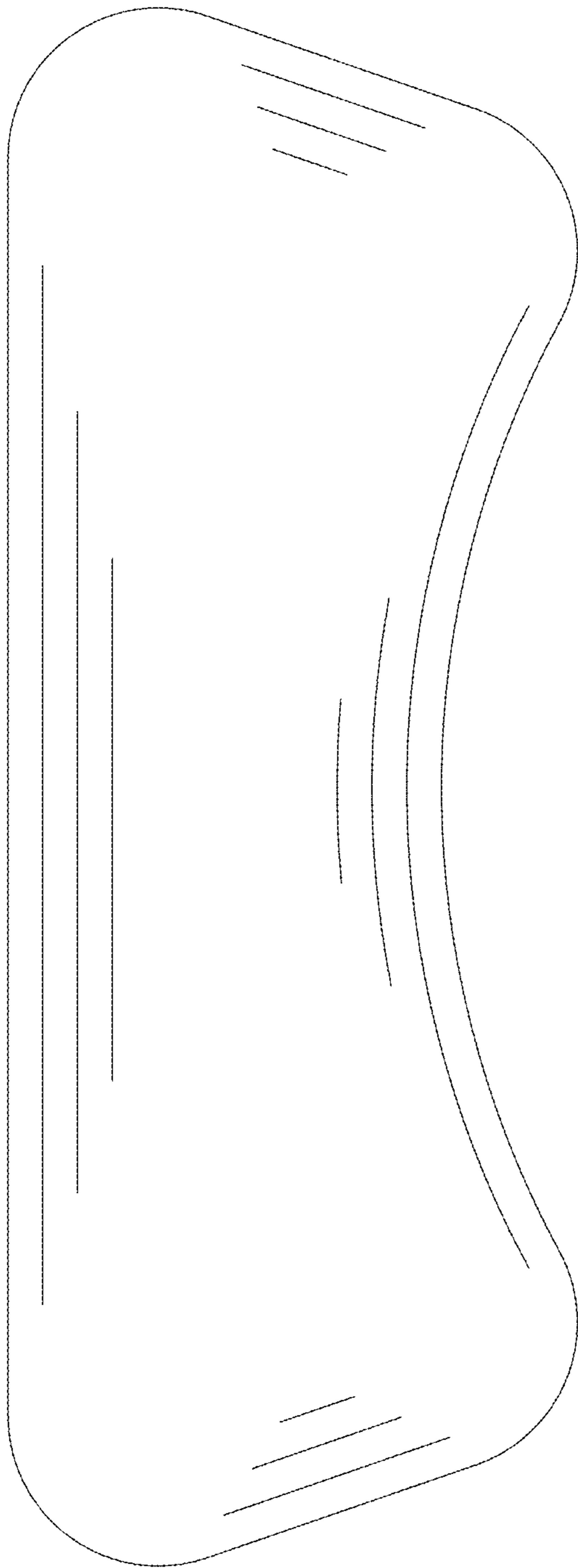


FIG. 3

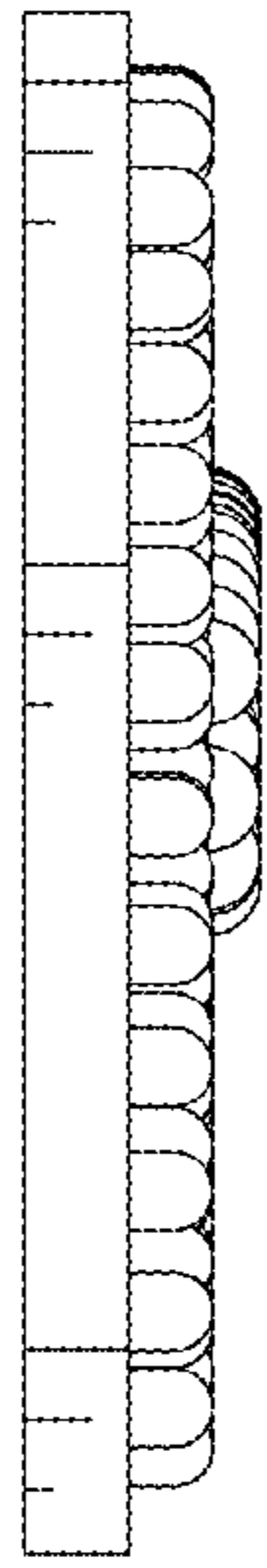


FIG. 4

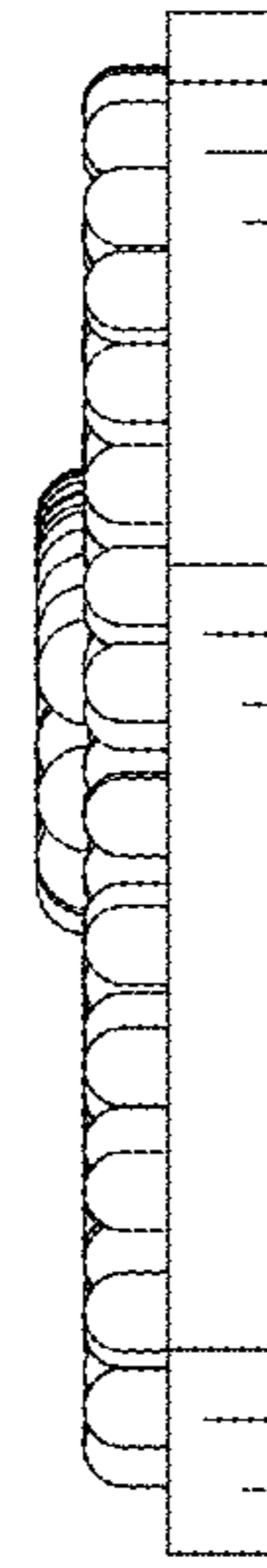


FIG. 5




FIG. 6

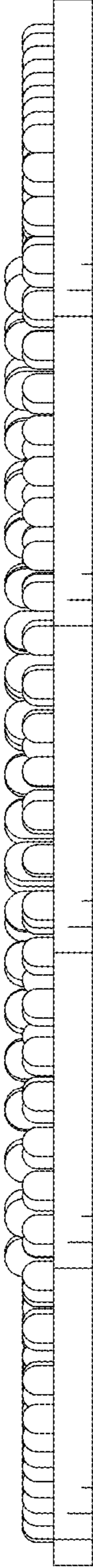


FIG. 7