



US00D738601S

(12) **United States Design Patent**
Hubner

(10) **Patent No.:** **US D738,601 S**
(45) **Date of Patent:** **** Sep. 15, 2015**

(54) **FOOTWEAR SOLE**

(71) Applicant: **Baffin Inc.**, Stoney Creek (CA)

(72) Inventor: **Paul Hubner**, Burlington (CA)

(73) Assignee: **Baffin Inc.**, Stoney Creek, Ontario (CA)

(**) Term: **14 Years**

(21) Appl. No.: **29/456,034**

(22) Filed: **May 28, 2013**

(30) **Foreign Application Priority Data**

Nov. 28, 2012 (CA) 148710

(51) **LOC (10) Cl.** **02-04**

(52) **U.S. Cl.**
USPC **D2/958**; D2/951; D2/957; D2/960

(58) **Field of Classification Search**
USPC D2/902, 906, 908, 916, 918, 925,
D2/946-962, 977; 36/3 B, 22 R, 24.5, 25 R,
36/28, 32 R, 34 R, 59 C, 67 A, 103
See application file for complete search history.

(56) **References Cited**

U.S. PATENT DOCUMENTS

D76,528 S *	10/1928	Frey	D2/954
D255,176 S *	6/1980	Fuzita	D2/953
D263,645 S *	4/1982	Mastrantuone	D2/958
D295,462 S *	5/1988	Brown et al.	D2/955
D304,778 S *	11/1989	Le et al.	D2/955

D444,293 S *	7/2001	Turner et al.	D2/958
D608,991 S *	2/2010	Lamont	D2/951
D621,143 S *	8/2010	Lamont	D2/951
7,797,856 B2 *	9/2010	Andrews et al.	36/30 R
D648,106 S *	11/2011	Claassen	D2/961
D679,077 S *	4/2013	Haimerl	D2/951
D683,529 S *	6/2013	Marshall	D2/958
D686,405 S *	7/2013	Little	D2/958
D701,027 S *	3/2014	Lee	D2/958
D702,429 S *	4/2014	Earle	D2/958
8,745,897 B2 *	6/2014	Wojnar et al.	36/59 R
D712,644 S *	9/2014	Joseph	D2/957
D714,039 S *	9/2014	Miner	D2/958
2008/0250673 A1 *	10/2008	Andrews et al.	36/25 R

* cited by examiner

Primary Examiner — T. Chase Nelson

(74) *Attorney, Agent, or Firm* — Parick J. Hofbauer

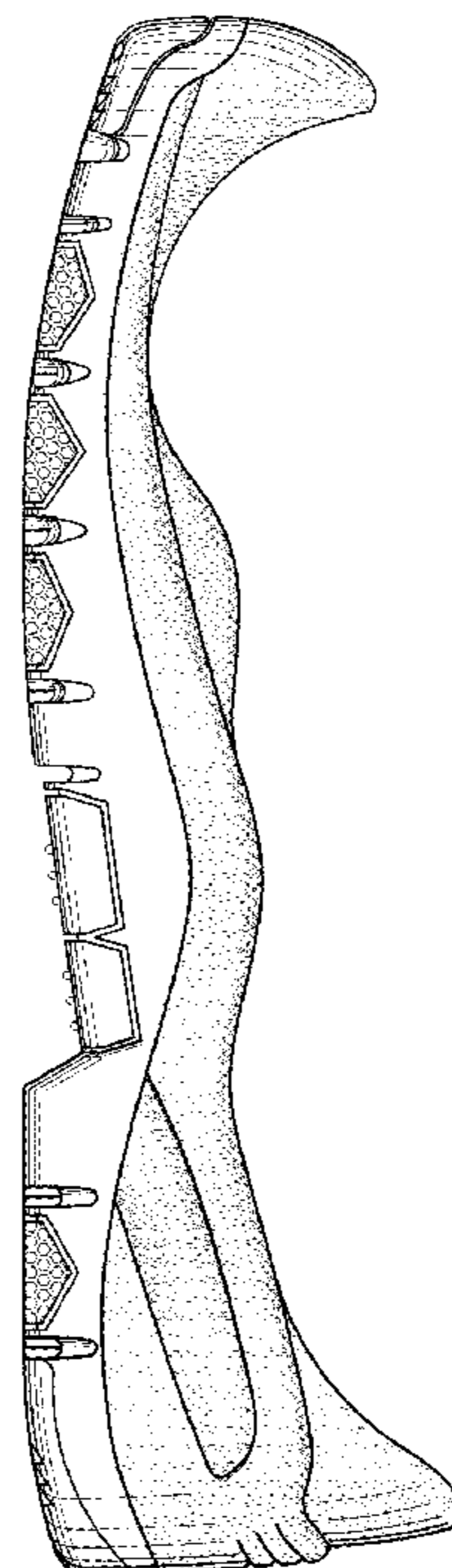
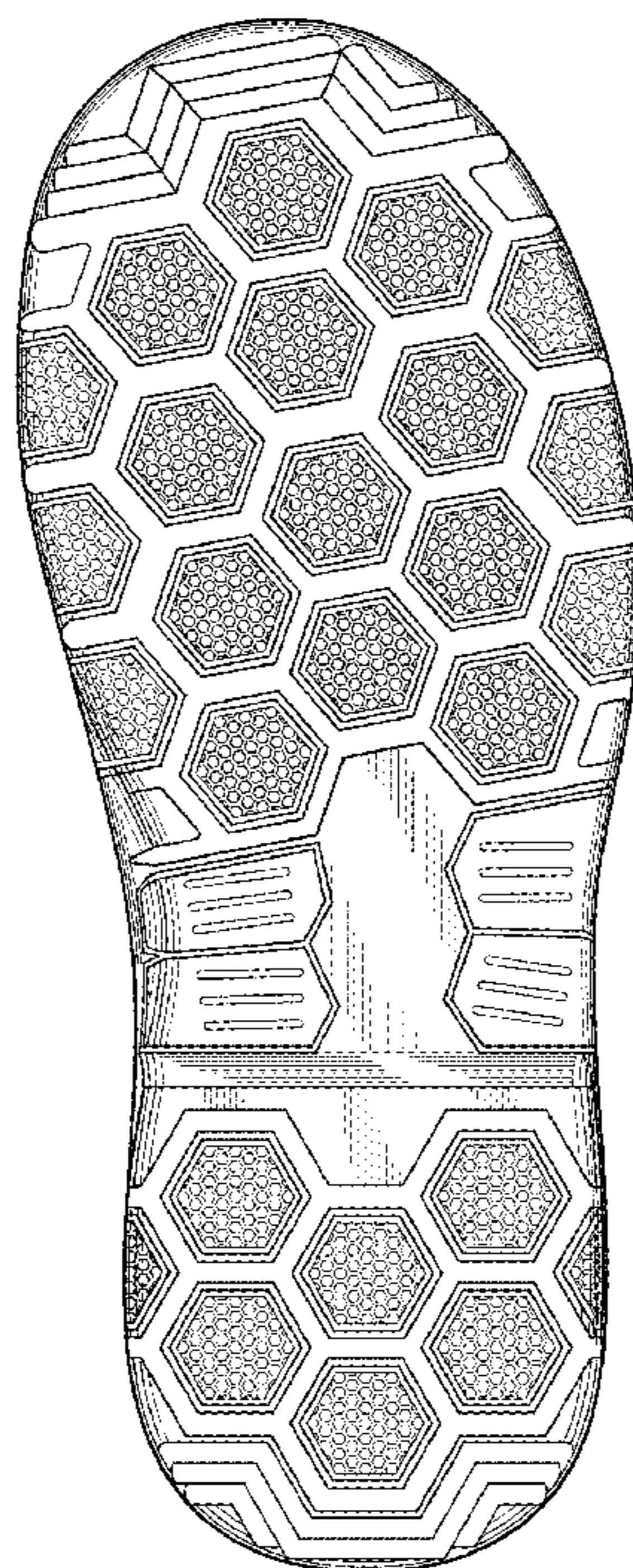
(57) **CLAIM**

The ornamental design for a footwear sole, as shown and described.

DESCRIPTION

FIG. 1 is a right side perspective view from below of a footwear sole showing my new design;
FIG. 2 is a bottom plan view thereof;
FIG. 3 is a top plan view thereof;
FIG. 4 is a right side elevational view thereof;
FIG. 5 is a left side elevational view thereof;
FIG. 6 is a front elevational thereof; and,
FIG. 7 is a back elevational view thereof.

1 Claim, 3 Drawing Sheets



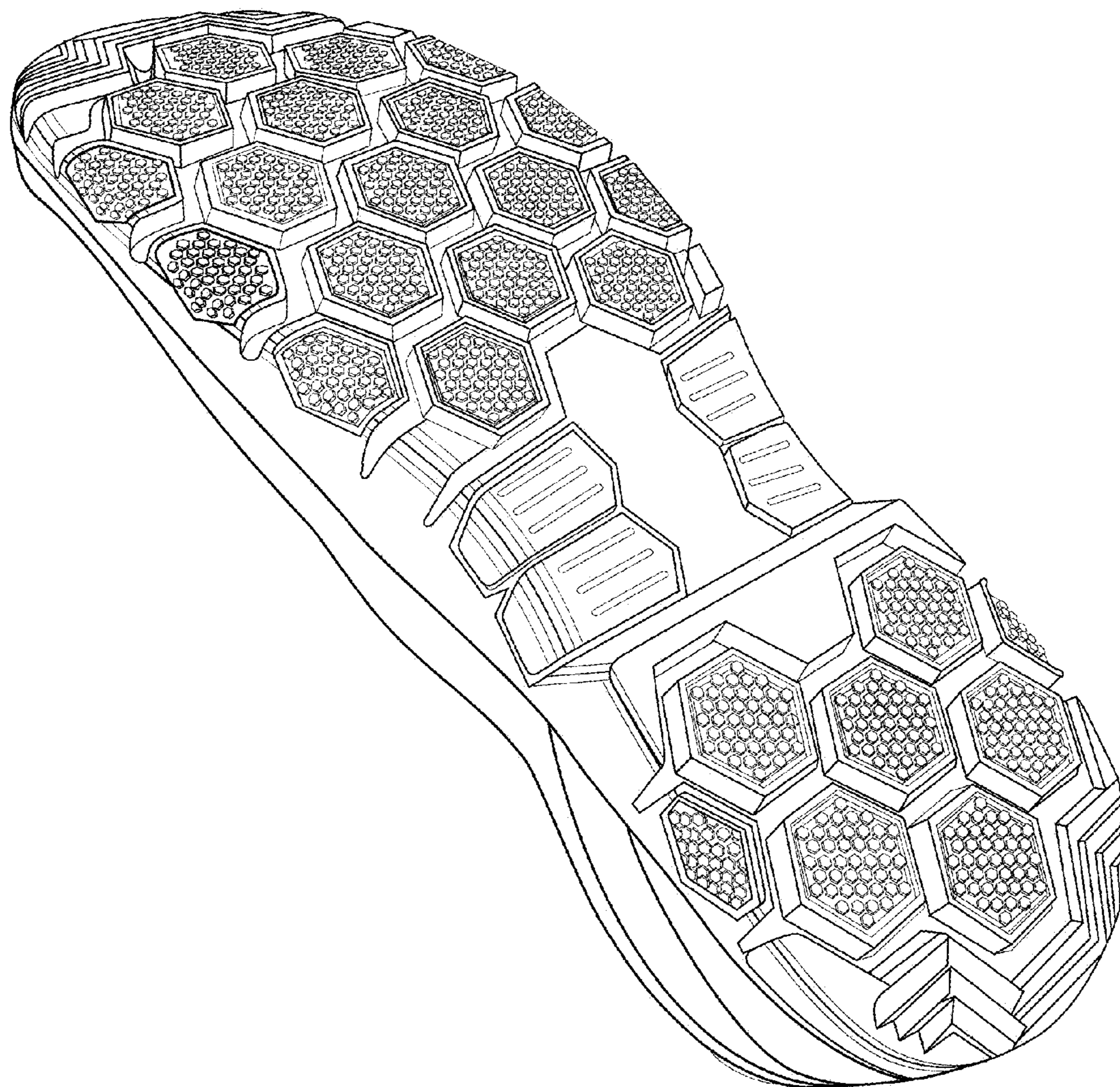


FIG.1

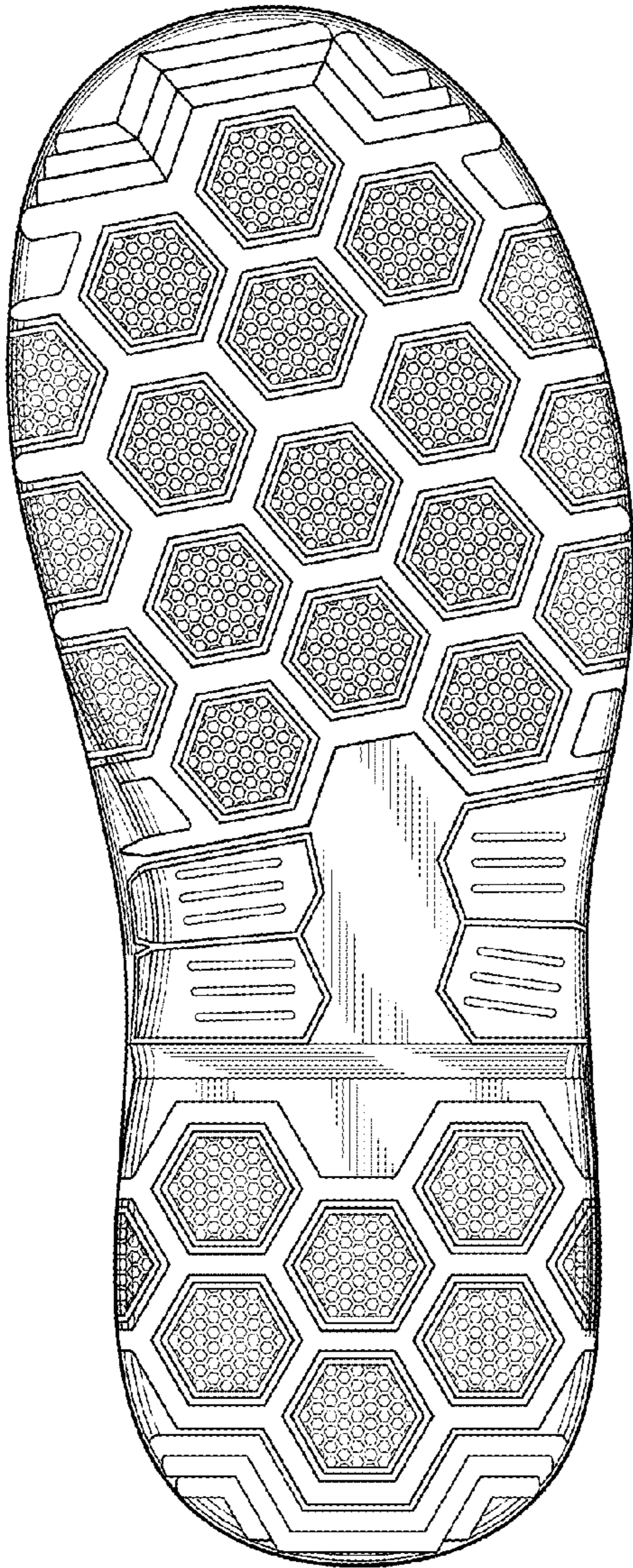


FIG. 2

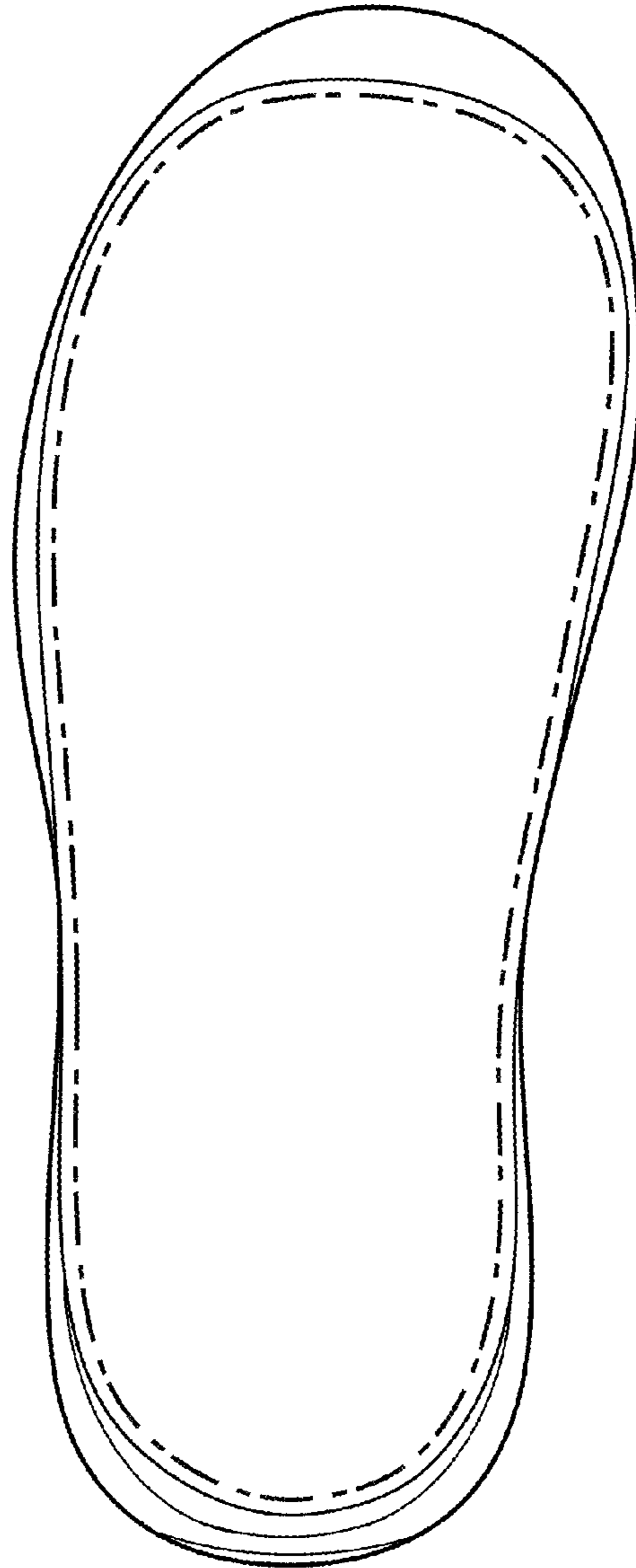


FIG. 3

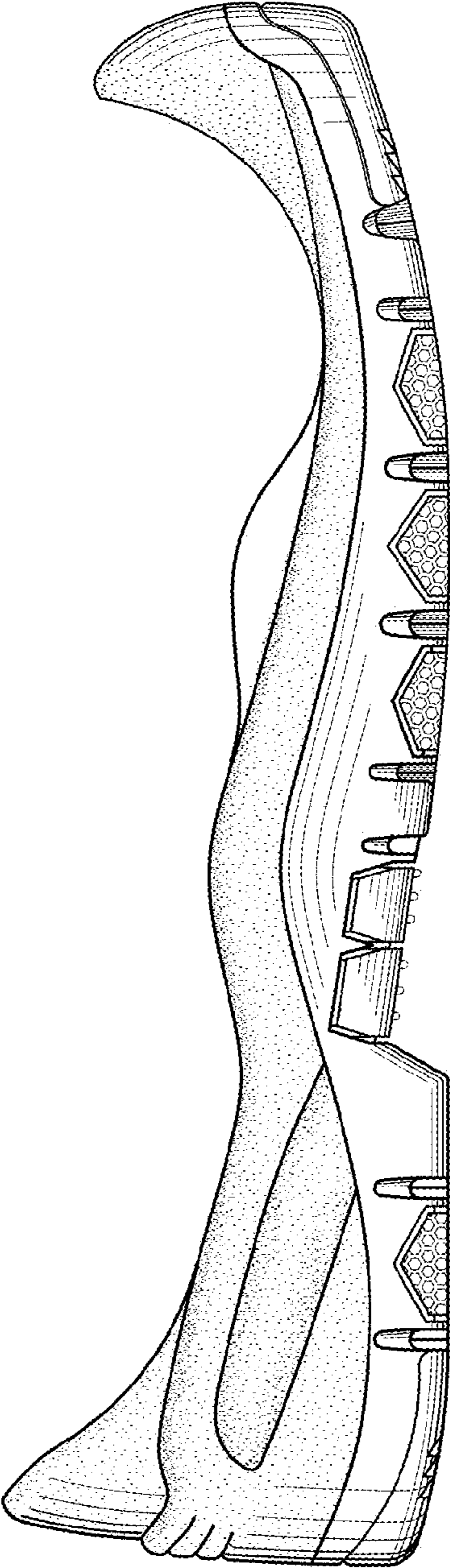


FIG.4

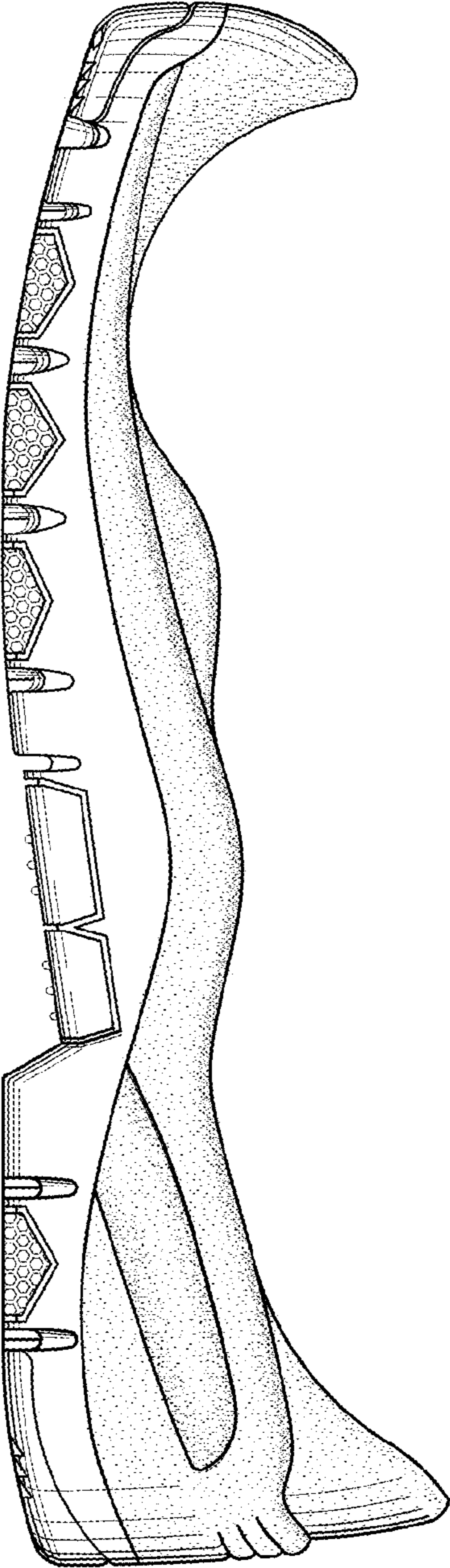


FIG.5

UNITED STATES PATENT AND TRADEMARK OFFICE
CERTIFICATE OF CORRECTION

PATENT NO. : D738,601 S
APPLICATION NO. : 29/456034
DATED : September 15, 2015
INVENTOR(S) : Paul Hubner

Page 1 of 2

It is certified that error appears in the above-identified patent and that said Letters Patent is hereby corrected as shown below:

On the title page, under abstract "1 Claim, 3 Drawing Sheets" should read --1 Claim, 4 Drawing Sheets--.

In the Drawings

Add Figures 6 and 7, as attached.

Signed and Sealed this
Eighth Day of March, 2016



Michelle K. Lee
Director of the United States Patent and Trademark Office

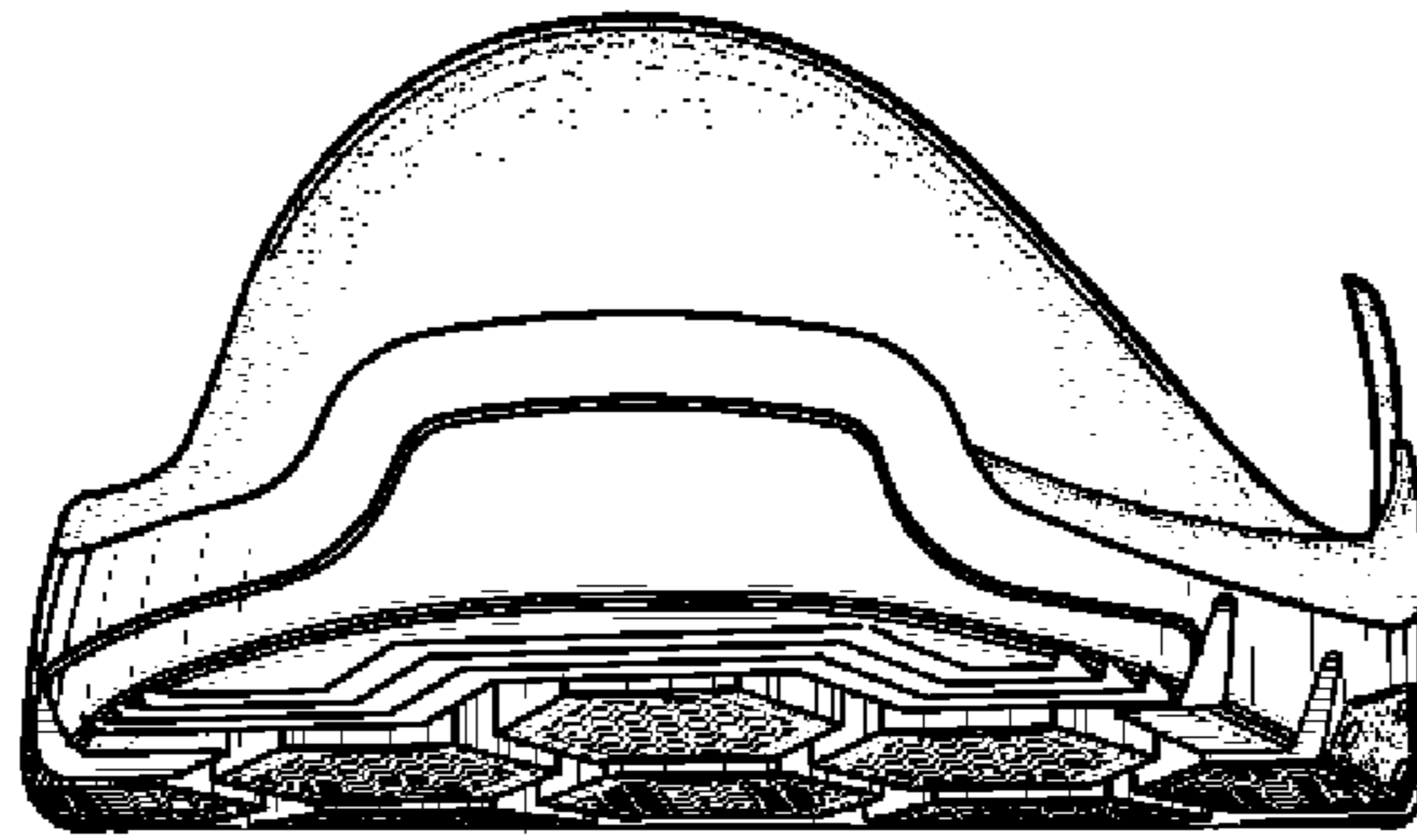


FIG. 6

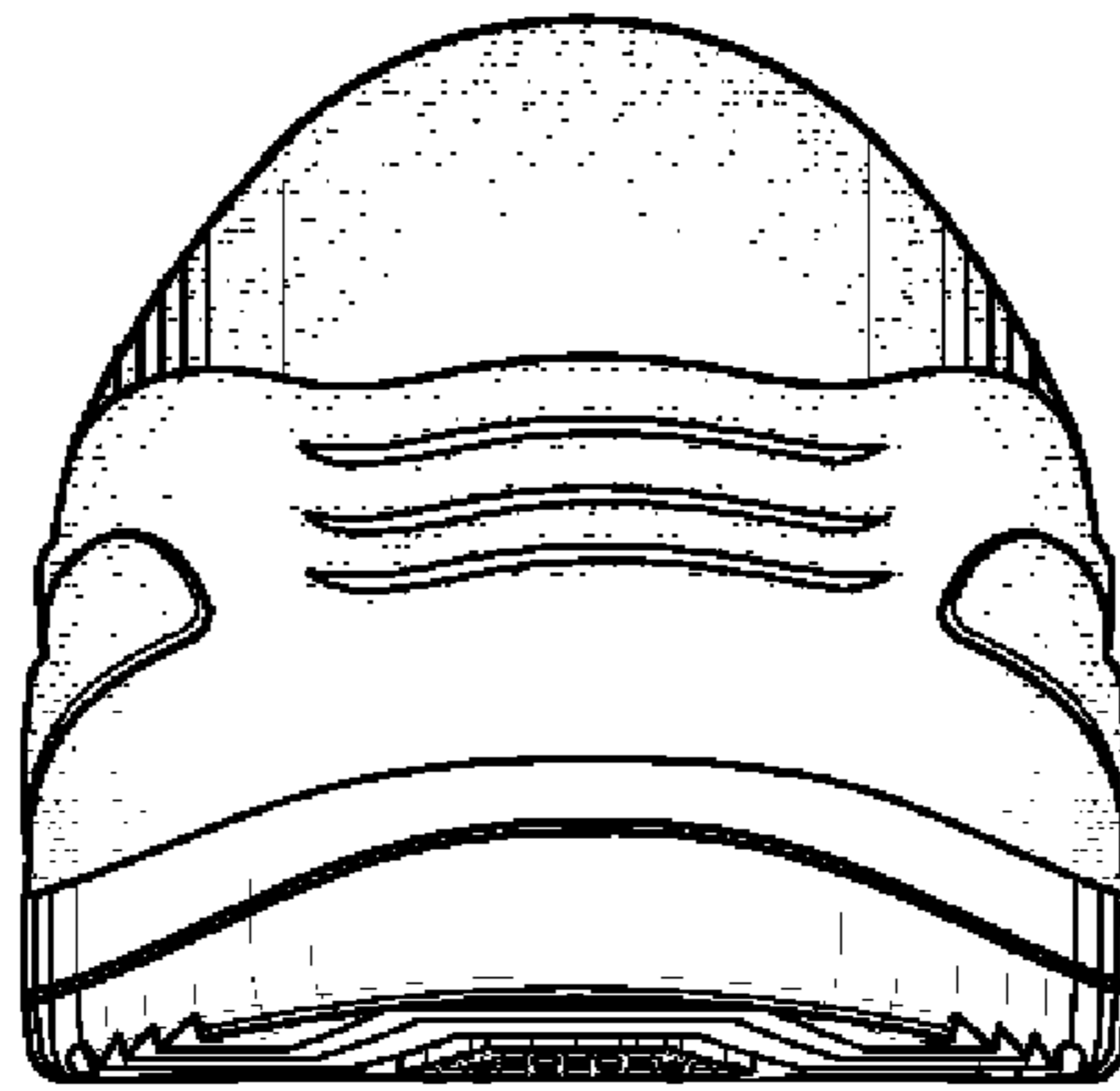


FIG. 7