



US00D738596S

(12) **United States Design Patent**
Tang

(10) **Patent No.:** **US D738,596 S**

(45) **Date of Patent:** **** Sep. 15, 2015**

(54) **FOLDABLE VISOR**

(71) Applicant: **Davinia Elaine Tang**, Wanchai (HK)

(72) Inventor: **Davinia Elaine Tang**, Wanchai (HK)

(73) Assignee: **DAVISAGE BEAUTY LIMITED**,
Wanchai (HK)

(**) Term: **14 Years**

(21) Appl. No.: **29/476,144**

(22) Filed: **Dec. 11, 2013**

(30) **Foreign Application Priority Data**

Jun. 11, 2013 (HK) 1300967.5

(51) **LOC (10) Cl.** **02-03**

(52) **U.S. Cl.**
USPC **D2/876**

(58) **Field of Classification Search**

USPC D2/865, 866, 868, 869, 871, 872, 873,
D2/875, 876, 877, 881, 882, 884, 891, 893,
D2/999; 2/171, 171.03, 171.1, 171.6,
2/173.5, 183, 175.1, 195.1, 195.2,
2/209.11, 209.12, 209.3, 209.7

CPC A42B 1/00; A42B 1/006; A42B 1/201;
A42B 1/22; A42B 1/225

See application file for complete search history.

(56) **References Cited**

U.S. PATENT DOCUMENTS

129,194 A * 7/1872 Dow et al. 2/209.11
625,776 A * 5/1899 Von Klein 2/171.6
640,436 A * 1/1900 Anderson 2/173.5
893,548 A * 7/1908 Rosenfeld 2/209.12
913,937 A * 3/1909 Baum 2/209.12
D64,441 S * 4/1924 Cavell D2/876
1,526,322 A * 2/1925 Dehne 2/46
1,663,124 A * 3/1928 Fischer 2/175.3
1,732,357 A * 10/1929 Davis 2/12
D155,914 S * 11/1949 Lish D2/875

D181,737 S * 12/1957 Ligorner D2/868
2,837,746 A * 6/1958 Gundy 2/200.1
2,864,092 A * 12/1958 Hurst 2/171.03
D234,236 S * 2/1975 Miller D2/876
3,908,199 A * 9/1975 Lim 2/209.11
4,057,855 A * 11/1977 Hovhannessian 2/171.03
4,556,993 A * 12/1985 Okamura, Sr. 2/209.12
4,630,317 A * 12/1986 Brown et al. 2/12
4,670,910 A * 6/1987 Rosasco 2/200.3

(Continued)

Primary Examiner — Thomas Johannes

Assistant Examiner — Jasmine Mlinarcik

(74) *Attorney, Agent, or Firm* — Egbert Law Office, PLLC

(57) **CLAIM**

The ornamental design for a foldable visor, as shown and described.

DESCRIPTION

FIG. 1 is a front elevation view of the foldable visor showing my new design.

FIG. 2 is a front elevation view of the foldable visor in an unfolded state;

FIG. 3 is a top plan view of the foldable visor;

FIG. 4 is a top plan view of the foldable visor in an unfolded state;

FIG. 5 is a side elevation view of the foldable visor, an opposite side view being a mirror image thereof;

FIG. 6 is a side elevation view of the foldable visor in an unfolded state, an opposite side view being a mirror image thereof;

FIG. 7 is a perspective view of the foldable visor;

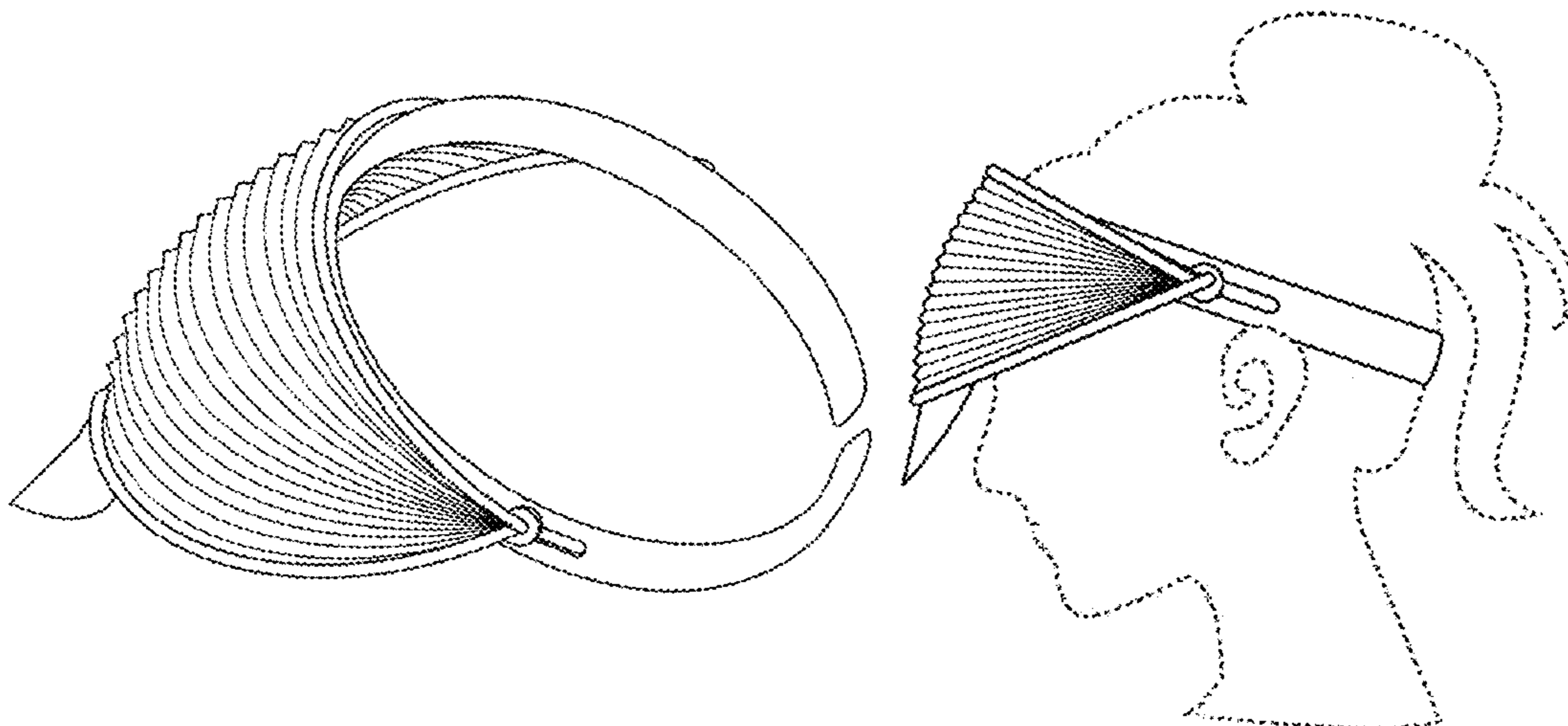
FIG. 8 is a perspective view of the foldable visor in an unfolded state;

FIG. 9 is a side elevation view of the foldable visor in a condition of use; and,

FIG. 10 is a side elevation view of the foldable visor in an unfolded state and in a condition of use.

The features presented in broken lines represent environmental subject matter that form no part of the claimed design.

1 Claim, 10 Drawing Sheets



US D738,596 S

Page 2

(56)

References Cited

U.S. PATENT DOCUMENTS

4,741,053 A * 5/1988 Okamura, Sr. 2/209.12
D412,774 S * 8/1999 Shwartz D2/876
D415,605 S * 10/1999 Ae D2/876
5,991,916 A * 11/1999 Sierra 2/12

D425,166 S * 5/2000 Mattson D21/837
D441,938 S * 5/2001 Davis D2/882
6,453,475 B1 * 9/2002 Johnson 2/209.11
2006/0143792 A1 * 7/2006 No 2/195.2
2011/0083251 A1 * 4/2011 Mandell 2/209

* cited by examiner

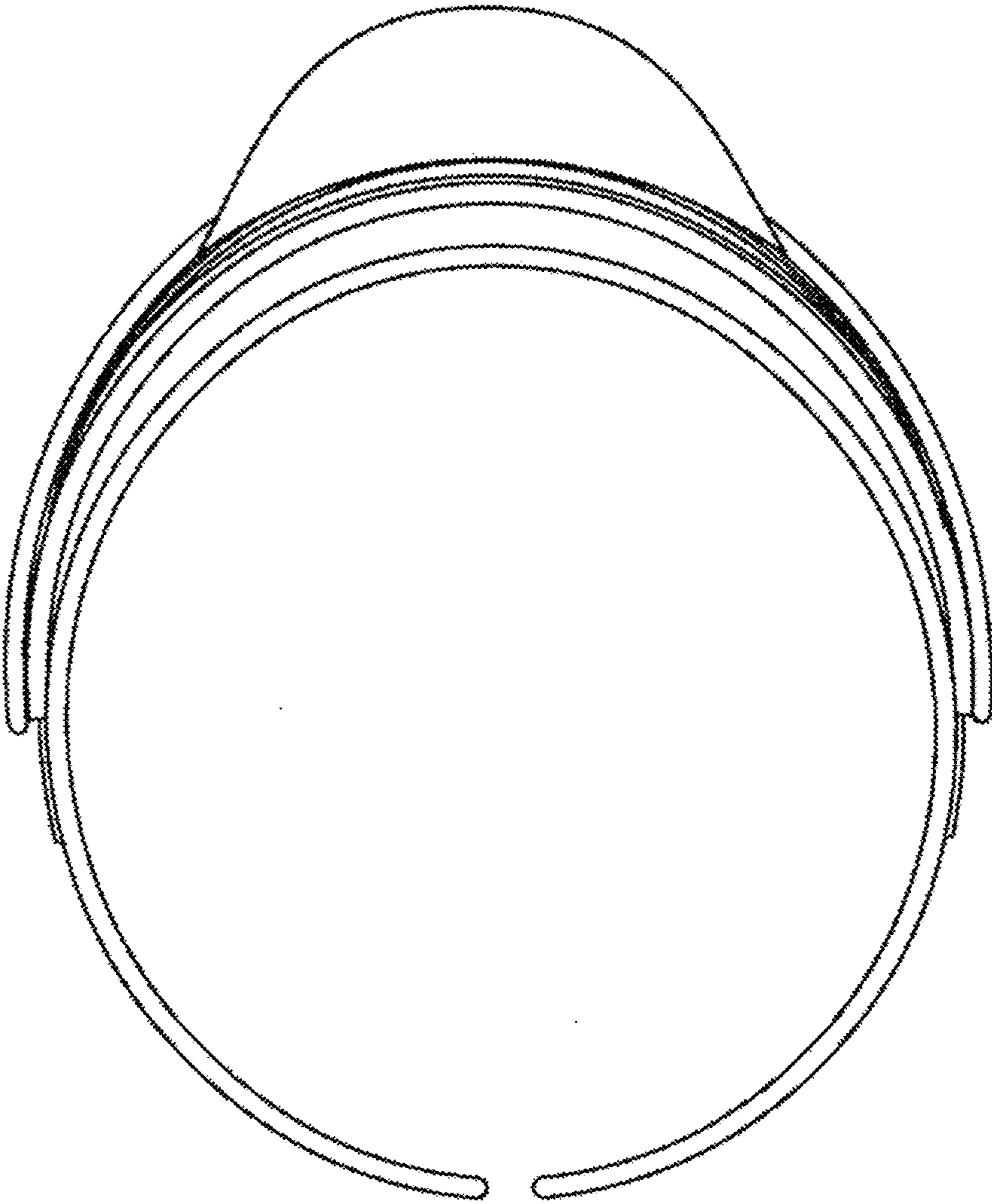


FIGURE 1

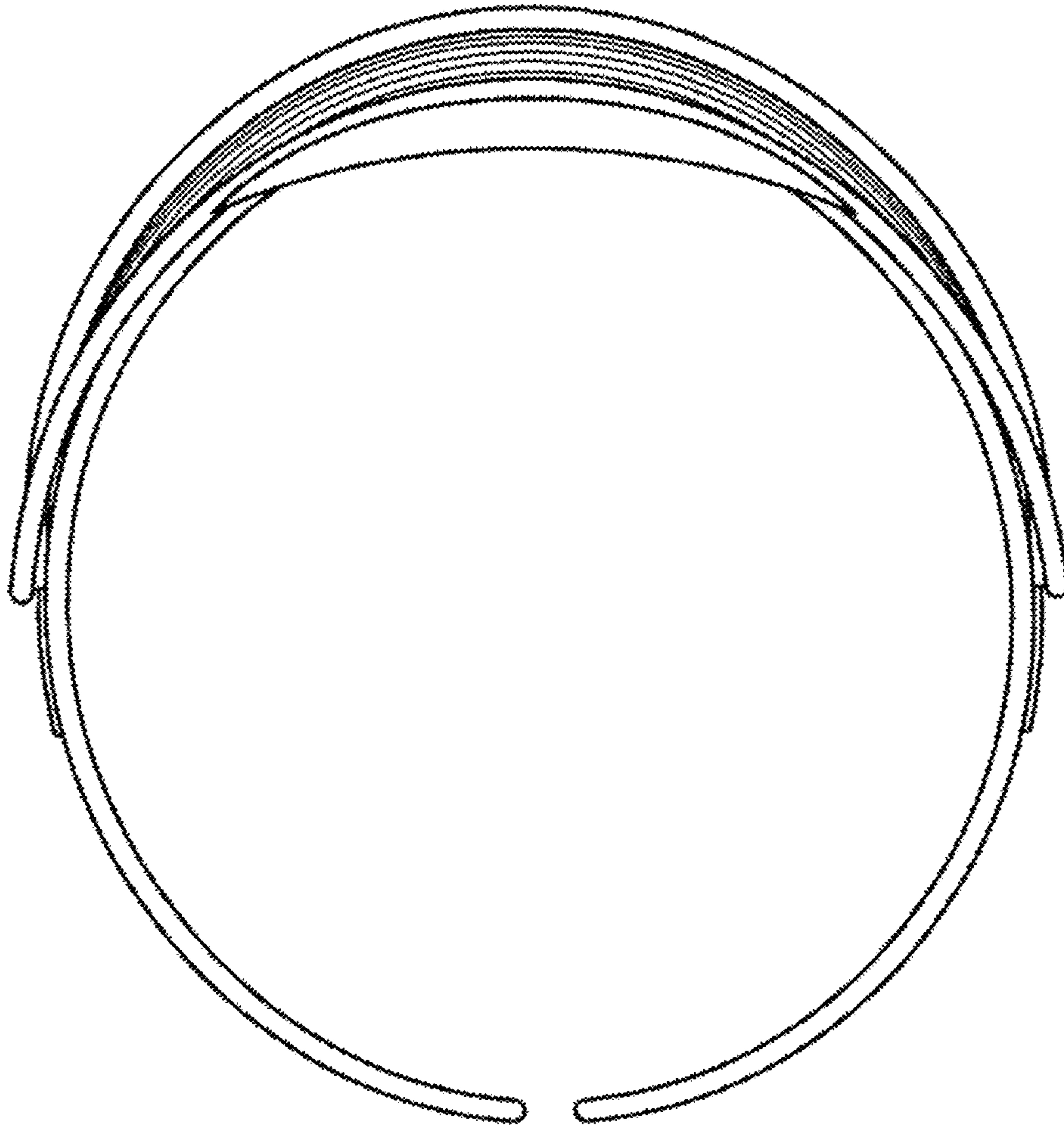


FIGURE 2



FIGURE 3

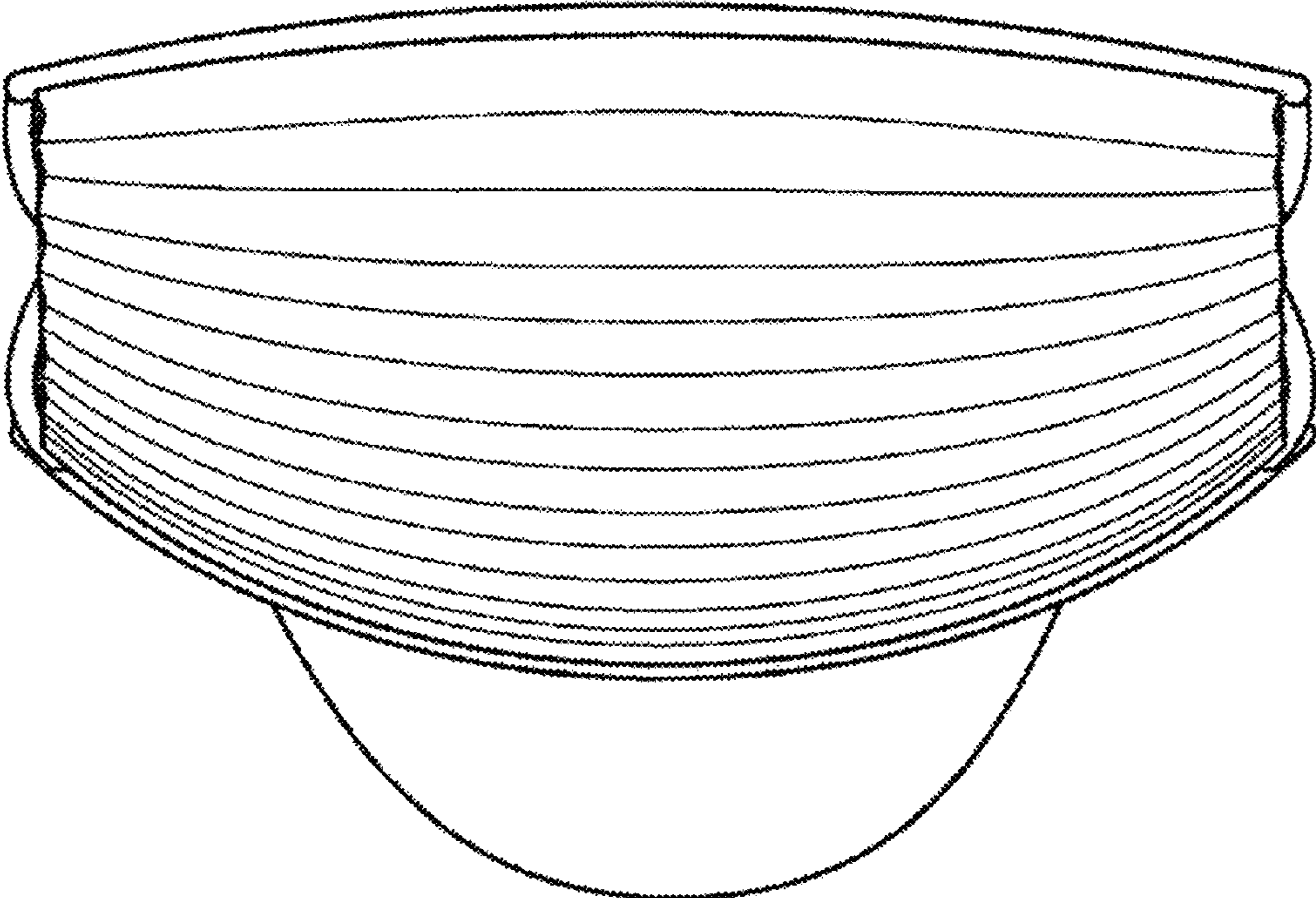


FIGURE 4




FIGURE 5

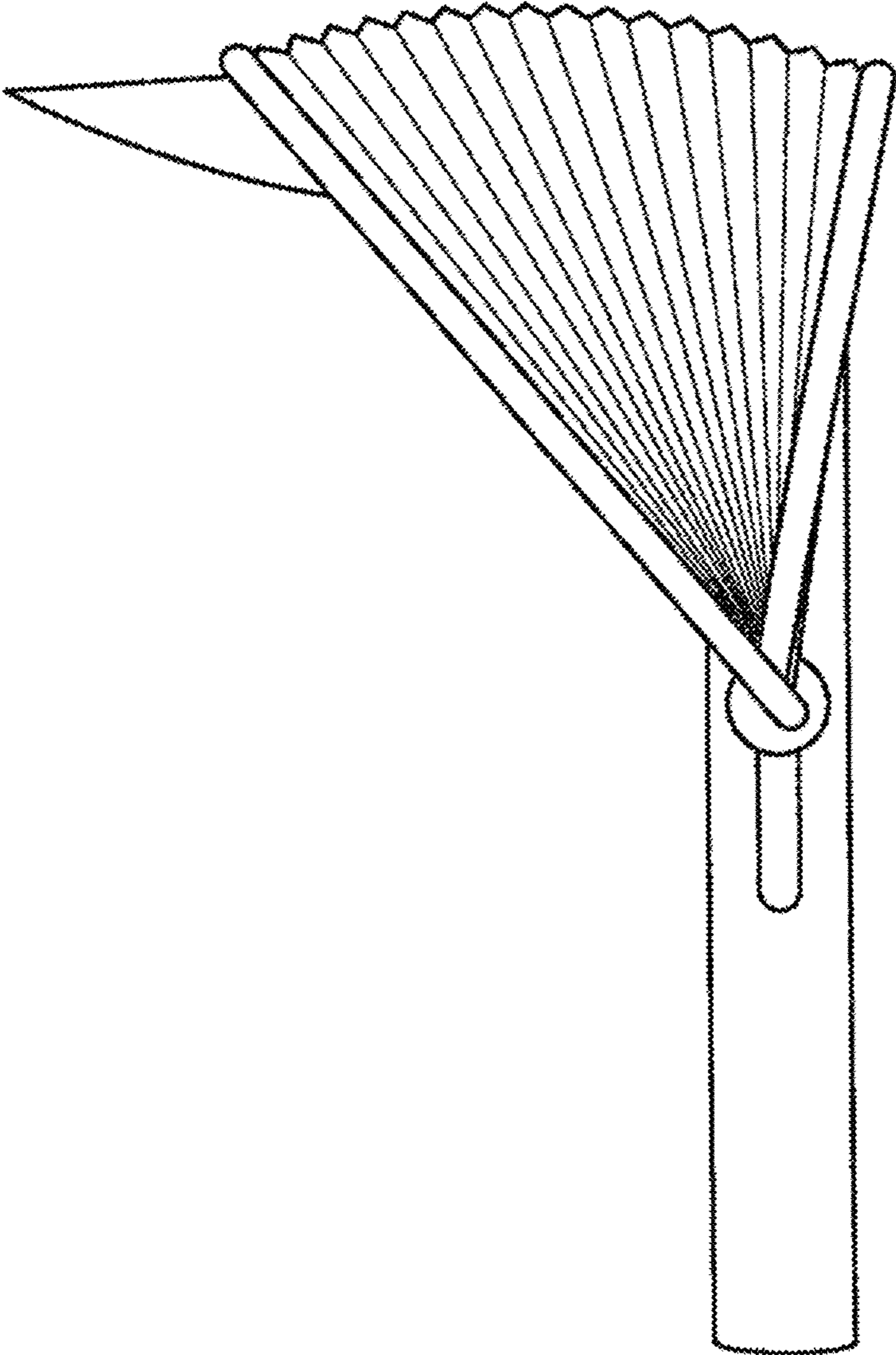


FIGURE 6

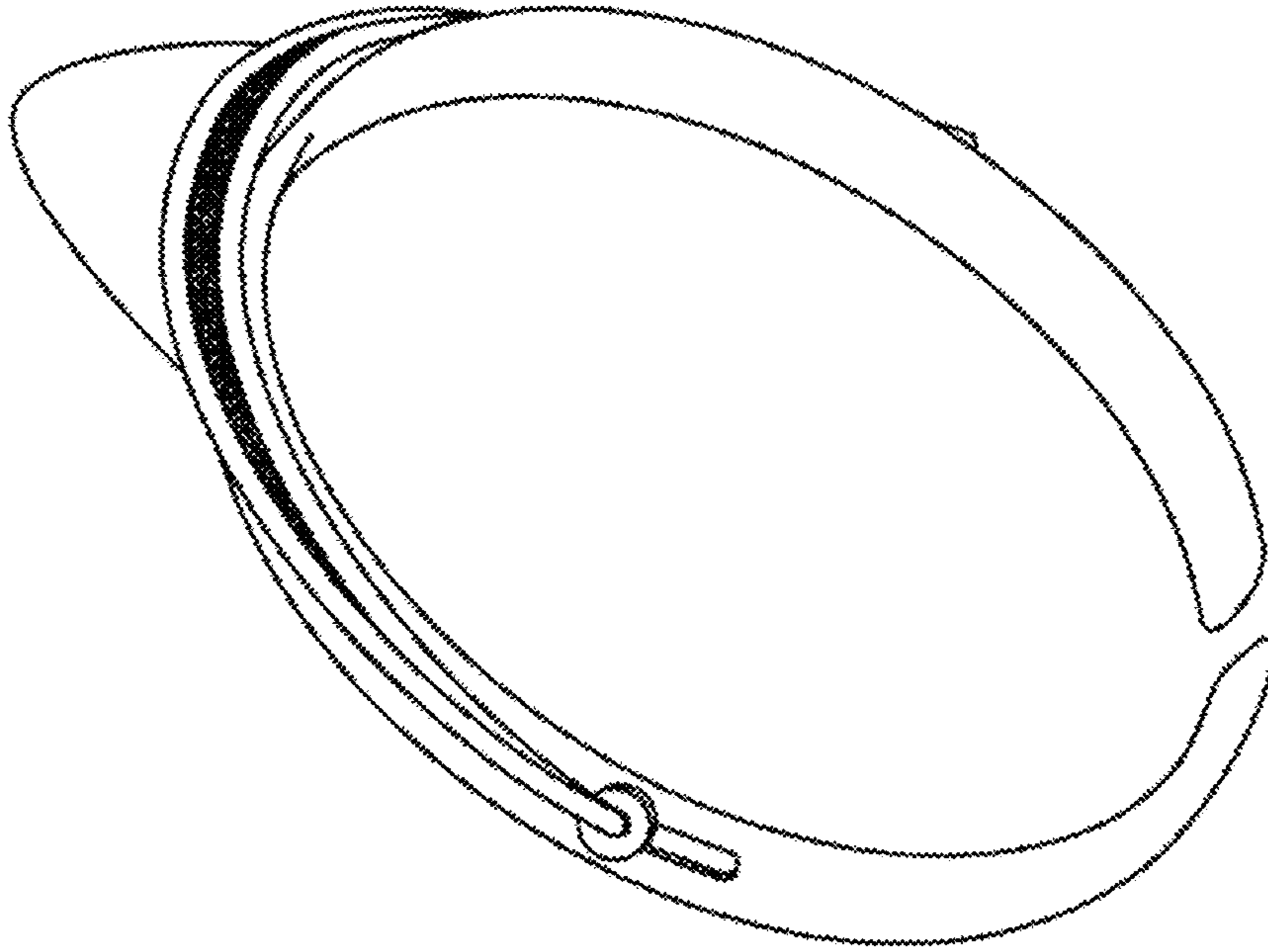


FIGURE 7

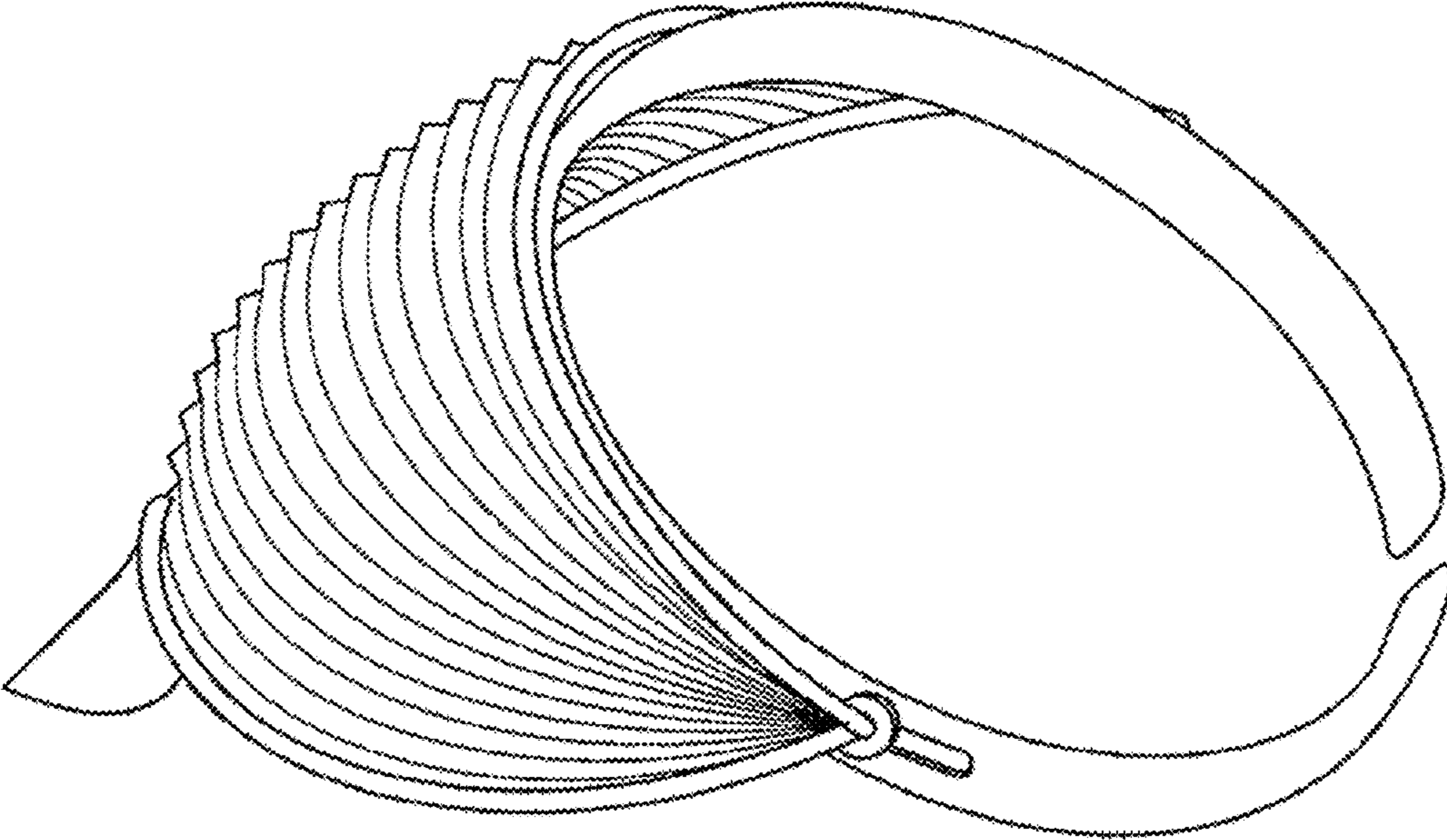


FIGURE 8

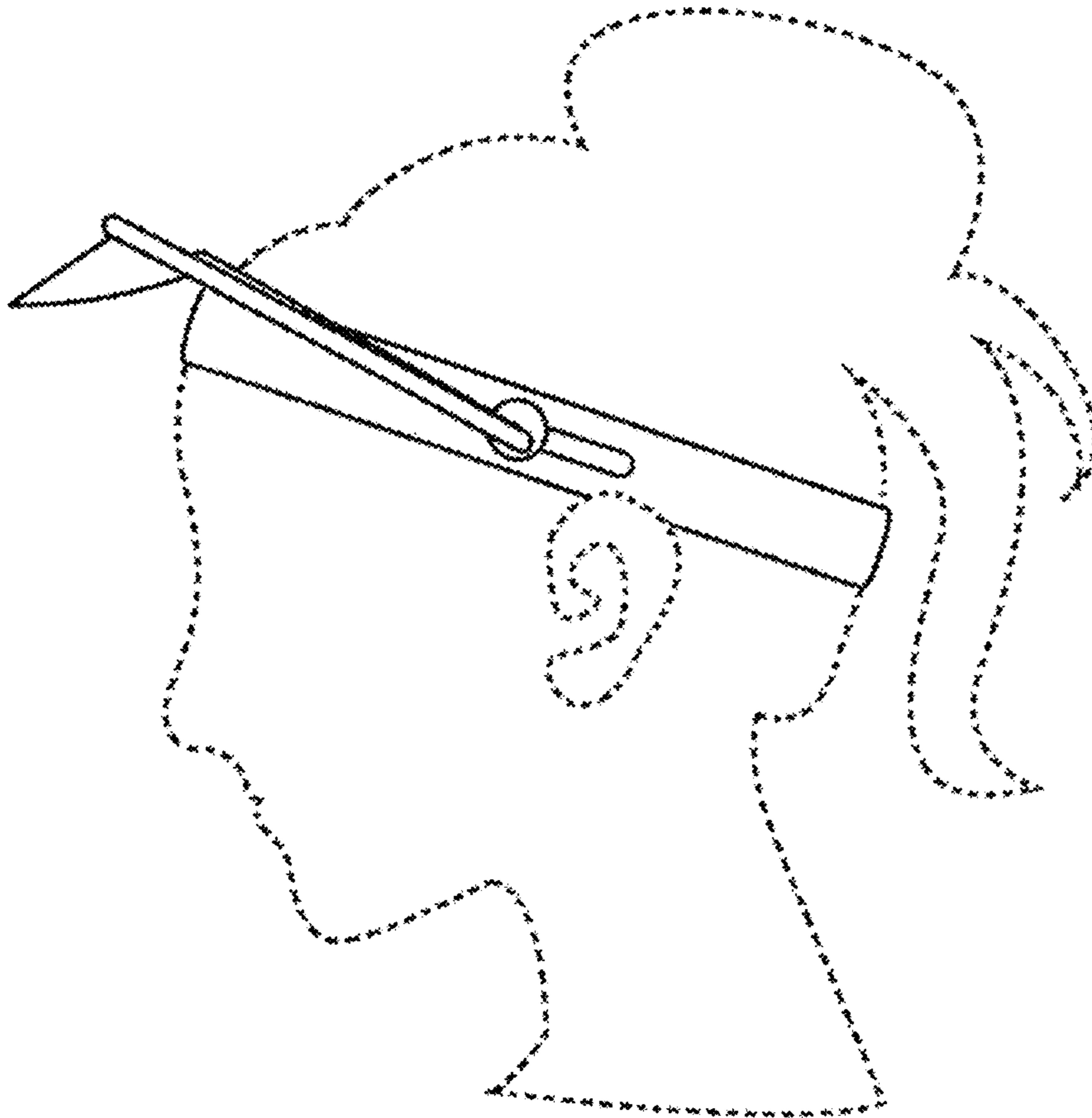


FIGURE 9

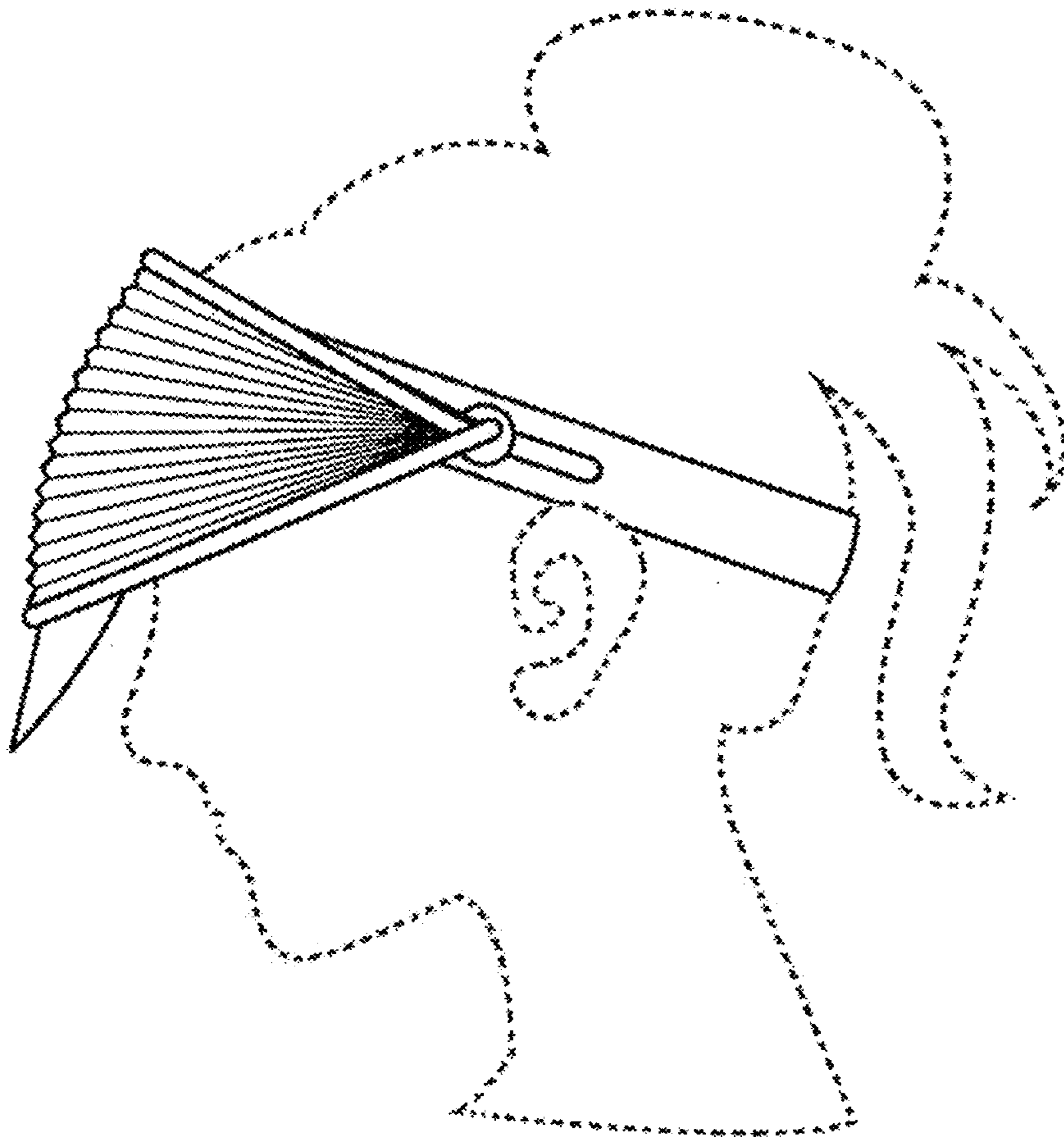


FIGURE 10