



US00D738591S

(12) **United States Design Patent**  
**Criss**

(10) **Patent No.:** **US D738,591 S**

(45) **Date of Patent:** **\*\* Sep. 15, 2015**

(54) **HOSPITAL GOWN**

(71) Applicant: **Jean Criss**, New Providence, NJ (US)

(72) Inventor: **Jean Criss**, New Providence, NJ (US)

(\*\*) Term: **14 Years**

(21) Appl. No.: **29/444,783**

(22) Filed: **Feb. 4, 2013**

(51) **LOC (10) Cl.** ..... **02-01**

(52) **U.S. Cl.**

USPC ..... **D2/720**

(58) **Field of Classification Search**

USPC ..... 2/69, 74, 96, 83, 114, 456; D2/717,  
D2/718, 720, 728, 749, 750, 797, 833, 840,  
D2/847

CPC ..... A41D 1/22; A41D 10/00; A41D 13/1236;  
A41D 13/1245; A41D 13/1281; A41D 13/129;  
A41D 1/18; A41D 1/205

See application file for complete search history.

(56) **References Cited**

**U.S. PATENT DOCUMENTS**

2,093,945	A *	9/1937	Ullmann	.....	2/93
4,864,657	A *	9/1989	Lake	.....	2/114
D547,927	S *	8/2007	Booth	.....	D2/720
D613,929	S *	4/2010	Casey	.....	D2/839
D632,460	S *	2/2011	Kinder	.....	D2/717
D646,467	S *	10/2011	Campbell	.....	D2/840
D653,429	S *	2/2012	Magnuson	.....	D2/823
D663,103	S *	7/2012	Mims	.....	D2/739
8,646,114	B1 *	2/2014	Williams	.....	2/114
8,656,517	B2 *	2/2014	Takahashi	.....	2/114

2005/0262614	A1 *	12/2005	Eisenberg	.....	2/114
2007/0130666	A1 *	6/2007	Giglio	.....	2/69
2012/0151658	A1 *	6/2012	Von Furstenberg et al.	.....	2/114

**FOREIGN PATENT DOCUMENTS**

DE	000893181	C *	10/1953	.....	A41D 10/00
EP	000646330	A1 *	4/1995	.....	A41D 13/00
GB	002503963	A *	1/2014	.....	A41D 13/129

**OTHER PUBLICATIONS**

Associated Press via Detroit Free Press. <URL: <http://www.freep.com/story/news/local/michigan/detroit/2014/11/19/new-hospital-gown-henry-ford/19278533/>>. Nov. 19, 2014. Hospital gown with wrap-around front.\*

\* cited by examiner

*Primary Examiner* — Bridget L Eland

*Assistant Examiner* — Lauren McVey

(74) *Attorney, Agent, or Firm* — Leason Ellis LLP

(57) **CLAIM**

The ornamental design for hospital gown, as shown and described.

**DESCRIPTION**

FIG. 1 is a front view of a hospital gown showing my new design;

FIG. 2 is a back view thereof;

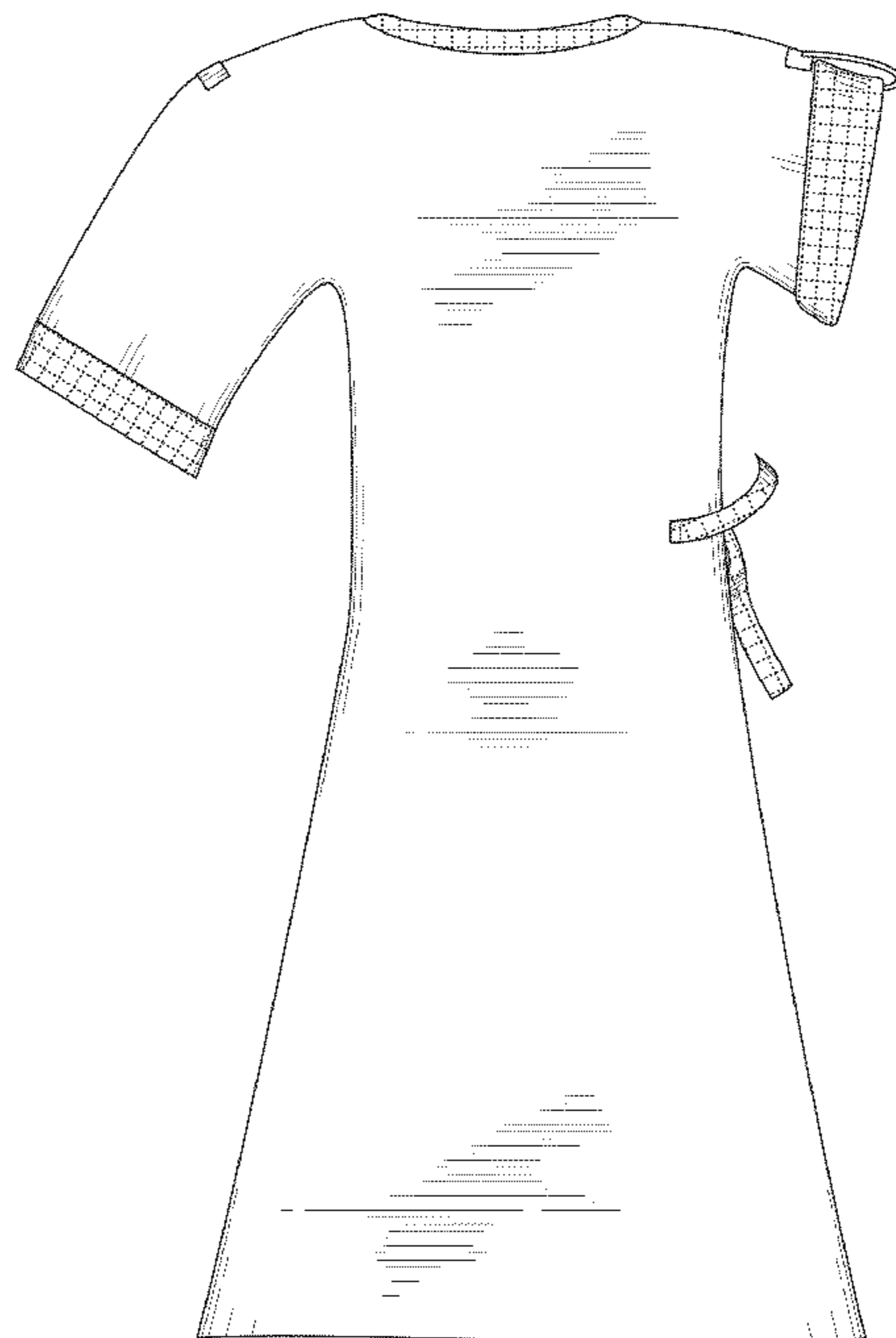
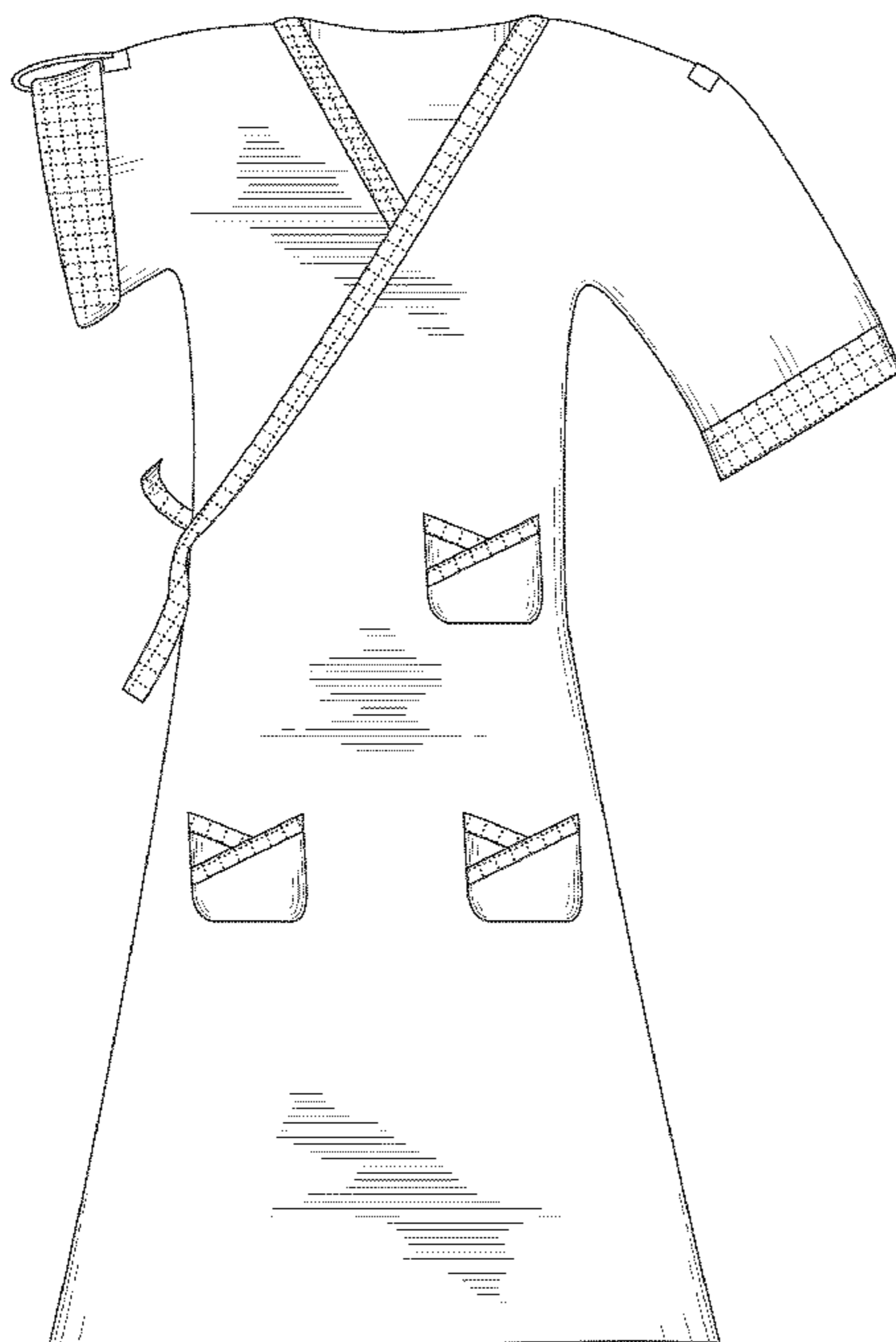
FIG. 3 is a top view thereof;

FIG. 4 is a bottom view thereof;

FIG. 5 is a right-side view thereof; and,

FIG. 6 is a left-side view thereof.

**1 Claim, 4 Drawing Sheets**



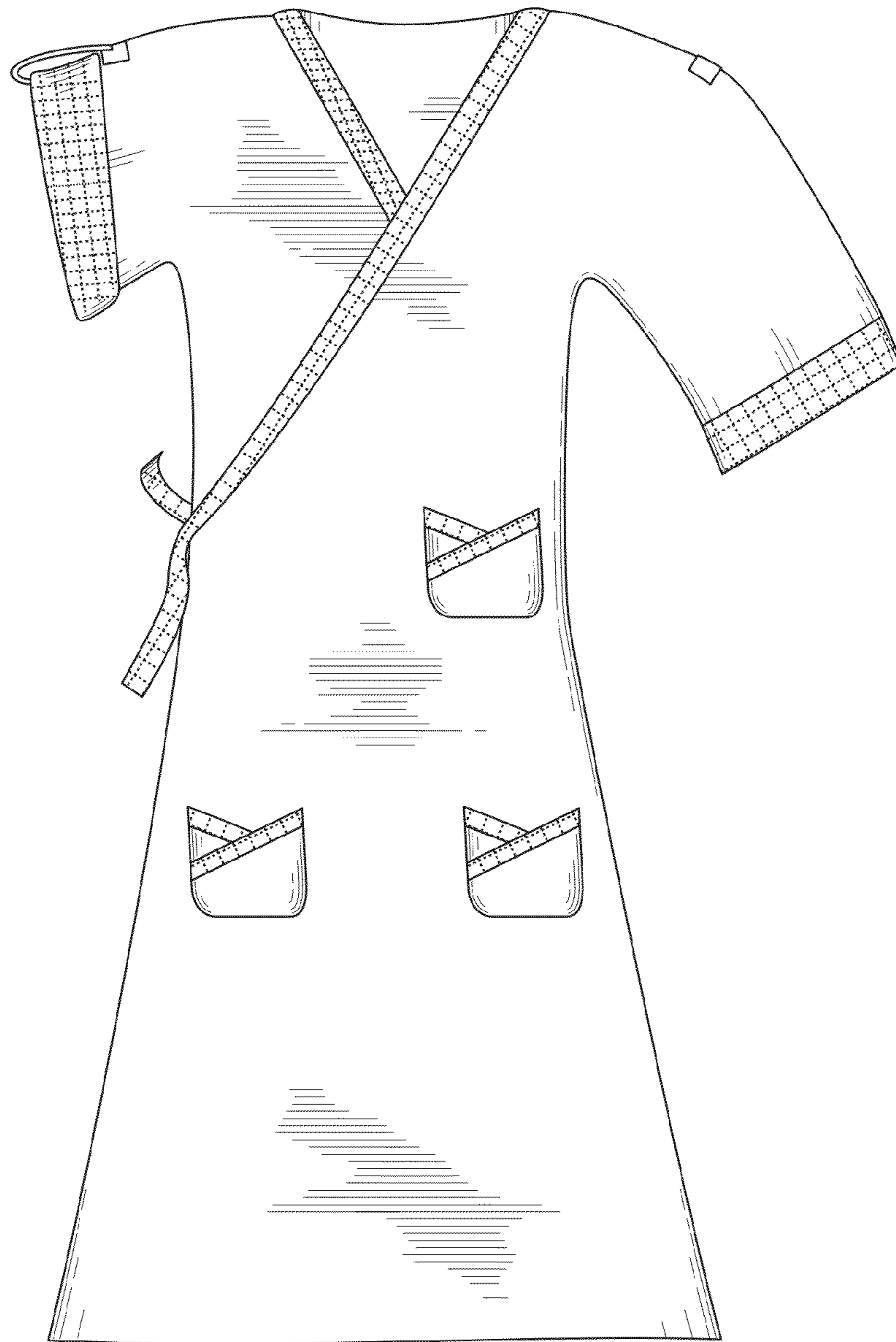


Fig. 1

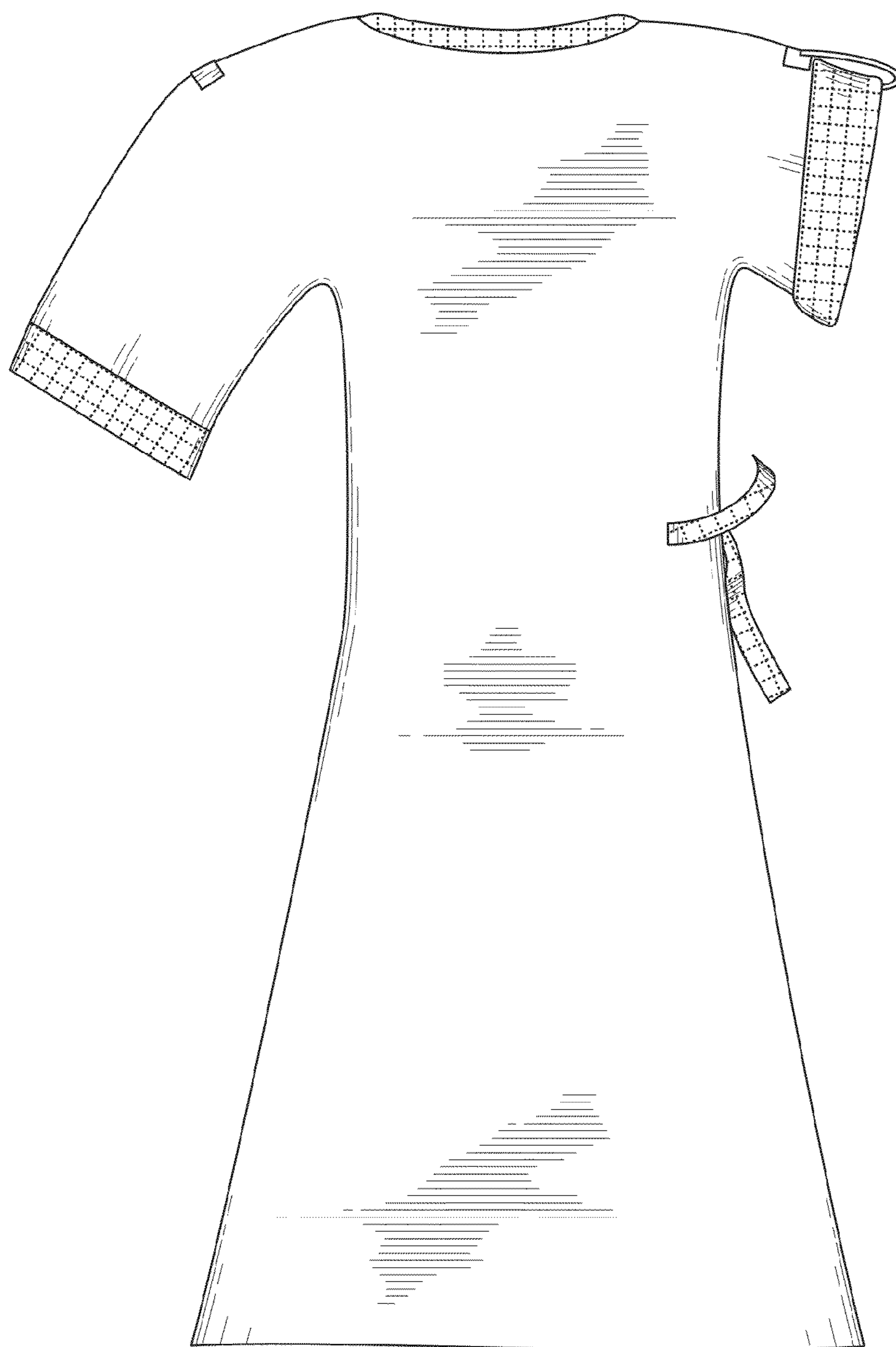


Fig. 2

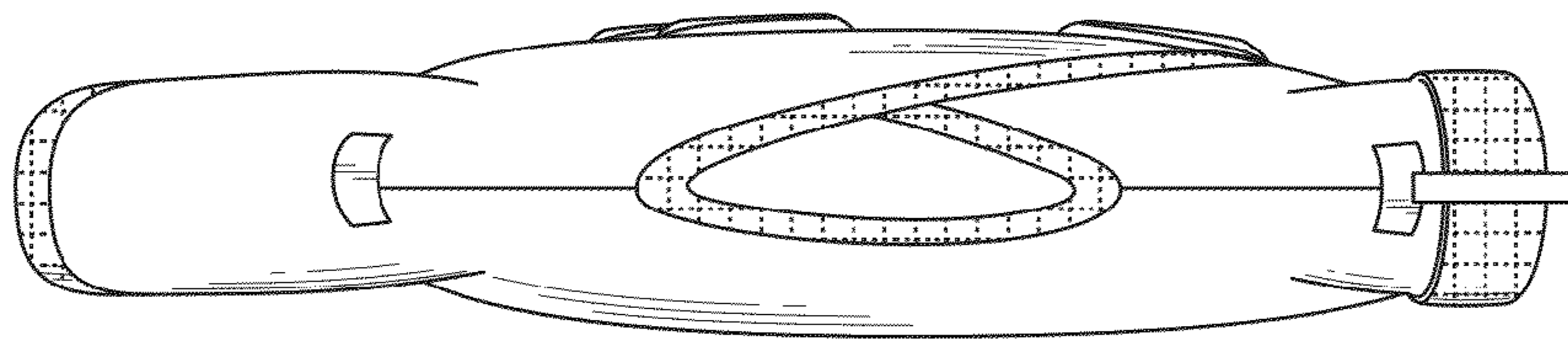


Fig. 3

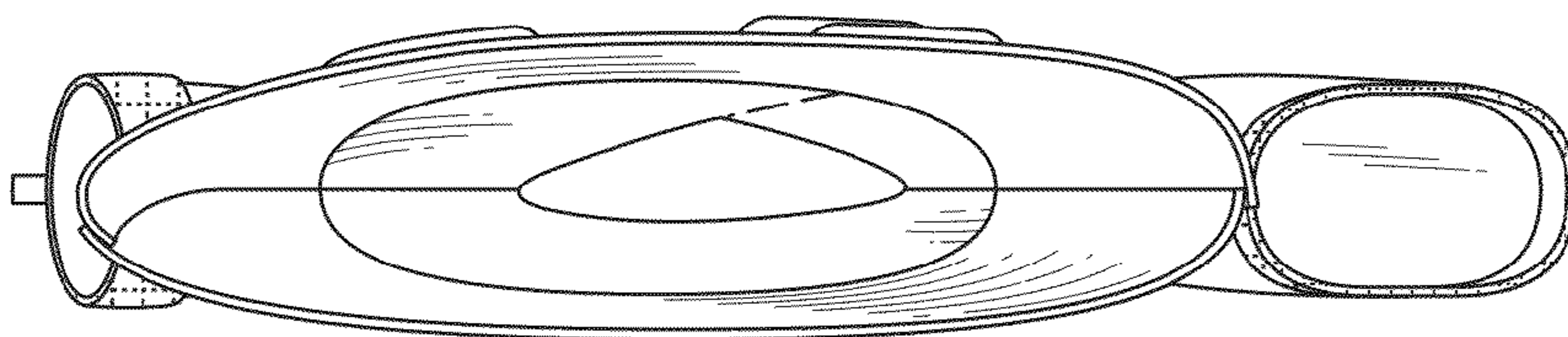


Fig. 4

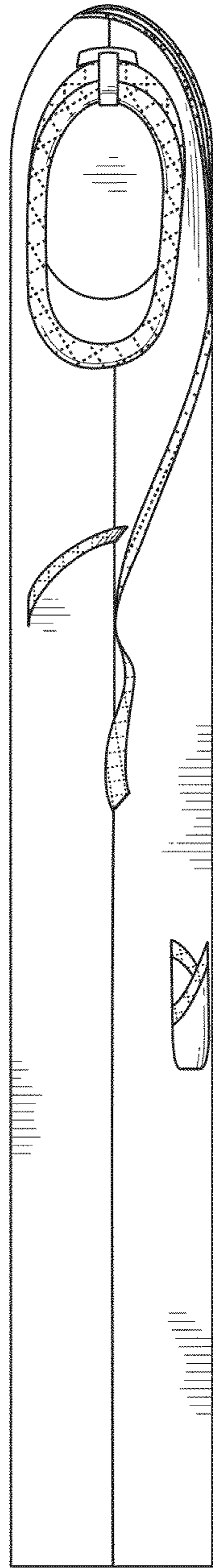


Fig. 5

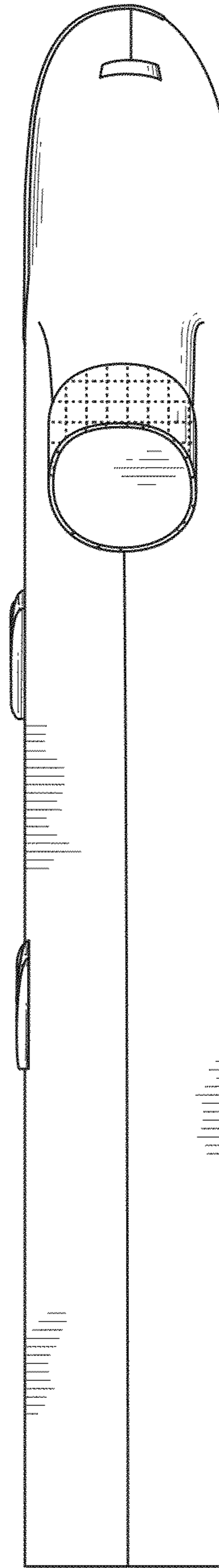


Fig. 6