



US00D738557S

(12) **United States Design Patent**  
**Colombo et al.**

(10) **Patent No.:** **US D738,557 S**

(45) **Date of Patent:** **\*\* Sep. 8, 2015**

(54) **LAMP**

(71) Applicant: **CASTALDI LIGHTING S.P.A.**,  
Cassano Magnago (IT)

(72) Inventors: **Paolo Colombo**, Lissone (IT); **Alfonso Femia**, Genoa (IT); **Gianluca Peluffo**, Albisola Superiore (IT); **Simonetta Cenci**, Genoa (IT)

(73) Assignee: **CASTALDI LIGHTING S.P.A.**,  
Cassano Magnago (IT)

(\*\*) Term: **14 Years**

(21) Appl. No.: **29/482,257**

(22) Filed: **Feb. 17, 2014**

(30) **Foreign Application Priority Data**

Dec. 18, 2013 (EM) ..... 002373001

(51) **LOC (10) Cl.** ..... **26-03**

(52) **U.S. Cl.**  
USPC ..... **D26/85**

(58) **Field of Classification Search**  
USPC ..... D26/24, 26, 72, 85, 89, 118, 128, 130,  
D26/134-136; 362/147, 350, 404-408,  
362/453-456, 373  
See application file for complete search history.

(56) **References Cited**

**U.S. PATENT DOCUMENTS**

2,503,931	A *	4/1950	Young	.....	362/216
D197,206	S *	12/1963	Hammer	.....	D20/29
D313,669	S *	1/1991	Sonneman	.....	D26/109
D335,543	S *	5/1993	Sessions	.....	D26/51
D378,672	S *	4/1997	Aochi et al.	.....	D12/345
D386,801	S *	11/1997	Orgovan	.....	D26/31
5,726,706	A *	3/1998	Walsh	.....	348/151
D430,328	S *	8/2000	Gilardi	.....	D26/87

D487,528	S *	3/2004	Christensen et al.	.....	D26/79
D565,786	S *	4/2008	Willmorth et al.	.....	D26/138
D591,444	S *	4/2009	Beno et al.	.....	D26/88
D606,232	S *	12/2009	Sabernig	.....	D26/85
D606,923	S *	12/2009	Young et al.	.....	D12/345
D633,646	S *	3/2011	Marcaccio et al.	.....	D26/118
D642,319	S *	7/2011	Sprengers	.....	D26/85
D642,727	S *	8/2011	van den Akker	.....	D26/85
D647,662	S *	10/2011	Verelst et al.	.....	D26/85
D683,066	S *	5/2013	Myung	.....	D26/120
D703,371	S *	4/2014	Yu	.....	D26/118
2005/0183347	A1 *	8/2005	Barry et al.	.....	52/86

\* cited by examiner

*Primary Examiner* — Clare E Heflin

(74) *Attorney, Agent, or Firm* — Brooks Kushman P.C.

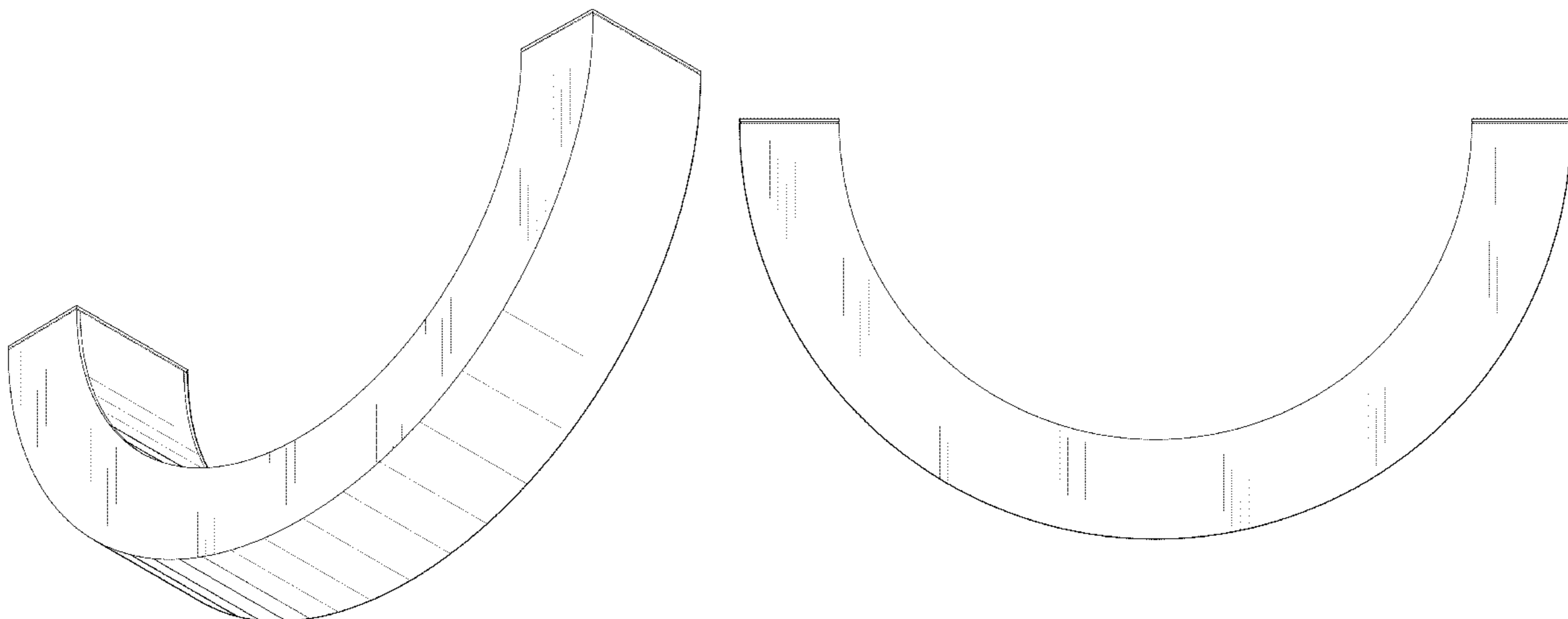
(57) **CLAIM**

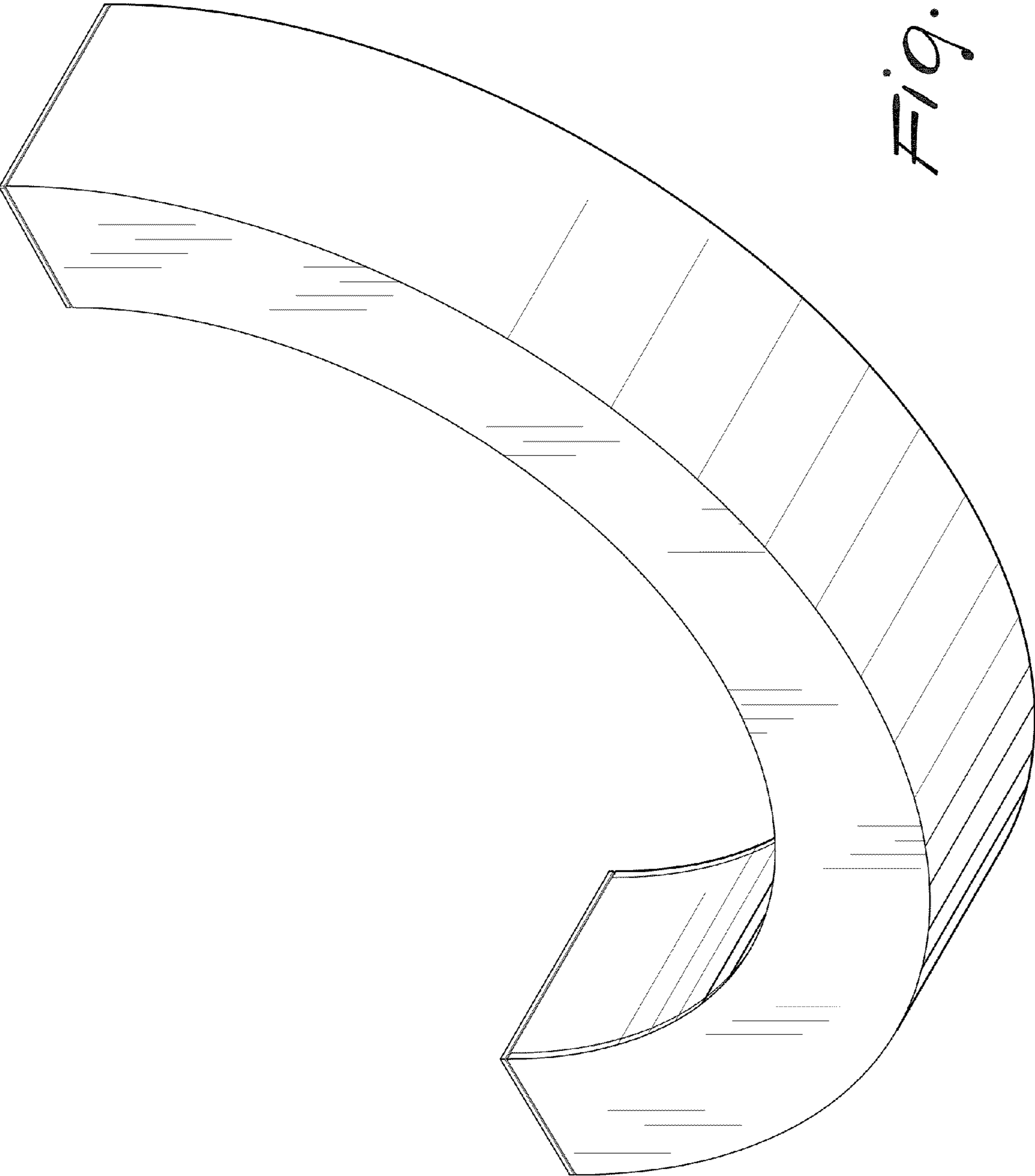
The ornamental design for a lamp, as shown and described.

**DESCRIPTION**

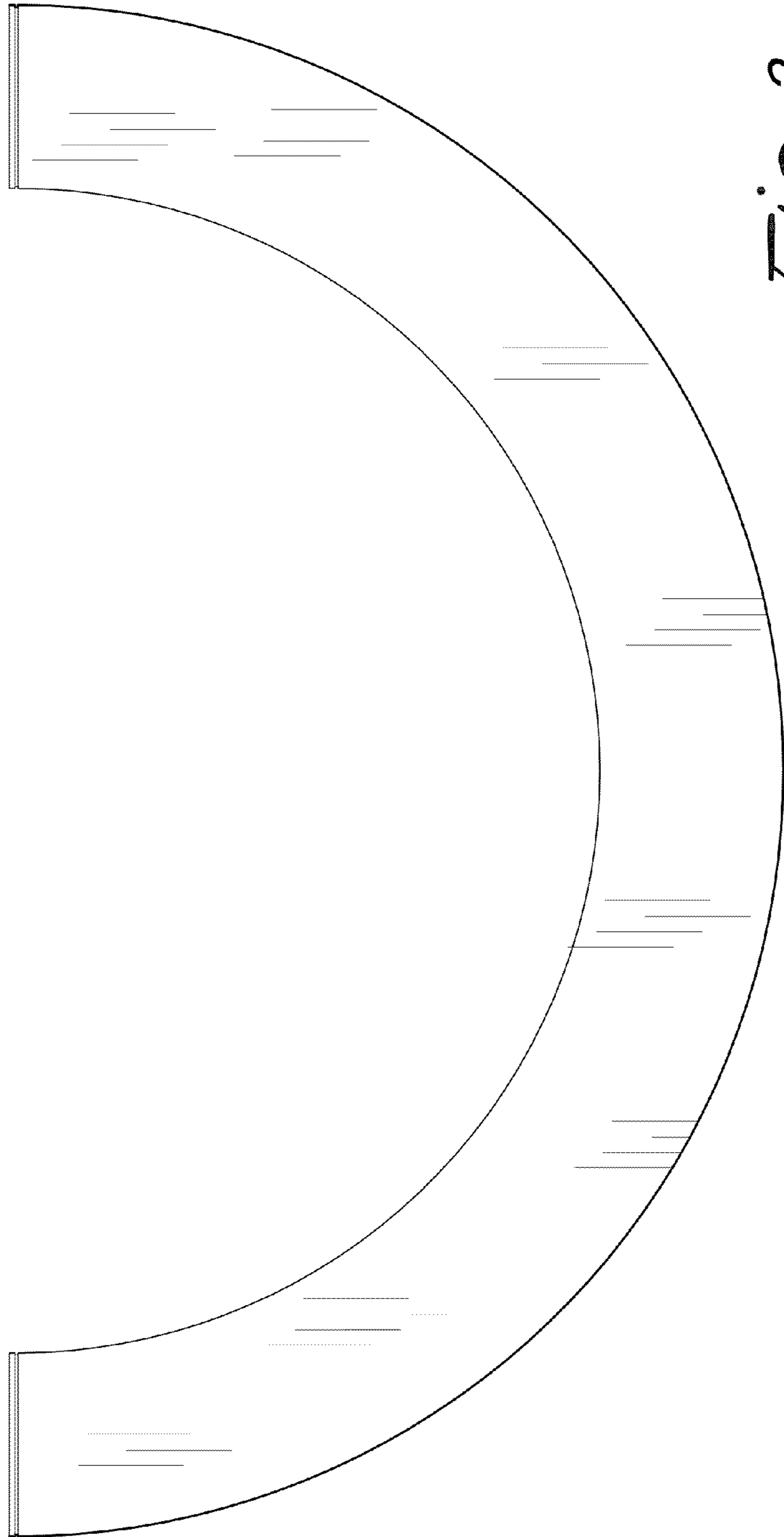
FIG. 1 is a perspective view of a lamp according to a first embodiment;  
 FIG. 2 is a front view thereof;  
 FIG. 3 is a rear view thereof;  
 FIG. 4 is a left side view thereof;  
 FIG. 5 is a right side view thereof;  
 FIG. 6 is a top view thereof;  
 FIG. 7 is a bottom view thereof;  
 FIG. 8 is a perspective view of the lamp according to a second embodiment;  
 FIG. 9 is a front view thereof;  
 FIG. 10 is a rear view thereof;  
 FIG. 11 is a left side view thereof;  
 FIG. 12 is a right side view thereof;  
 FIG. 13 is a top view thereof; and,  
 FIG. 14 is a bottom view thereof.  
 The broken lines shown on the drawings depict portions of the lamp that form no part of the claimed design.

**1 Claim, 14 Drawing Sheets**

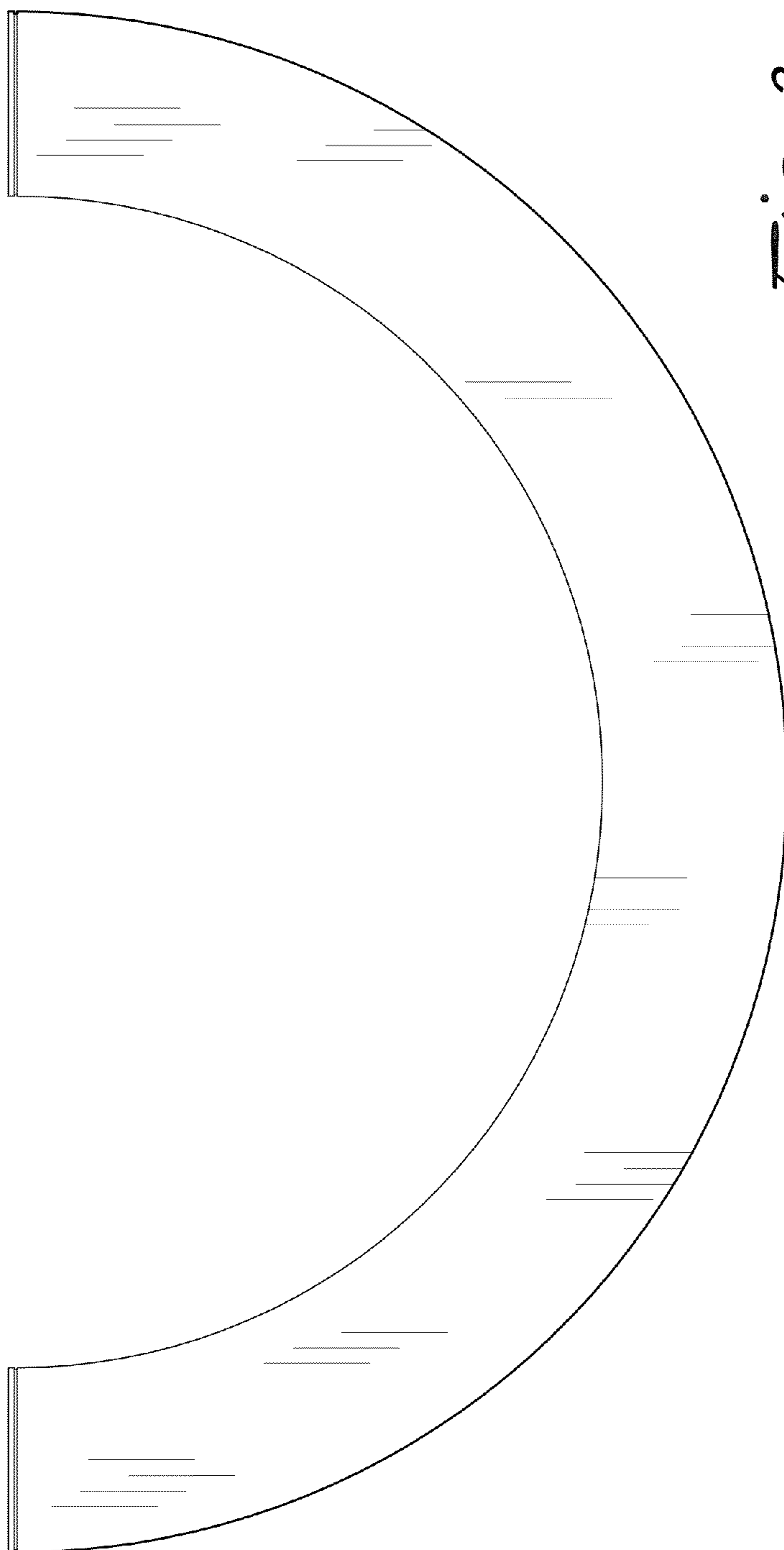




*Fig. 1*




*Fig. 2*





*Fig. 3*

*Fig. 4*




*Fig. 5*



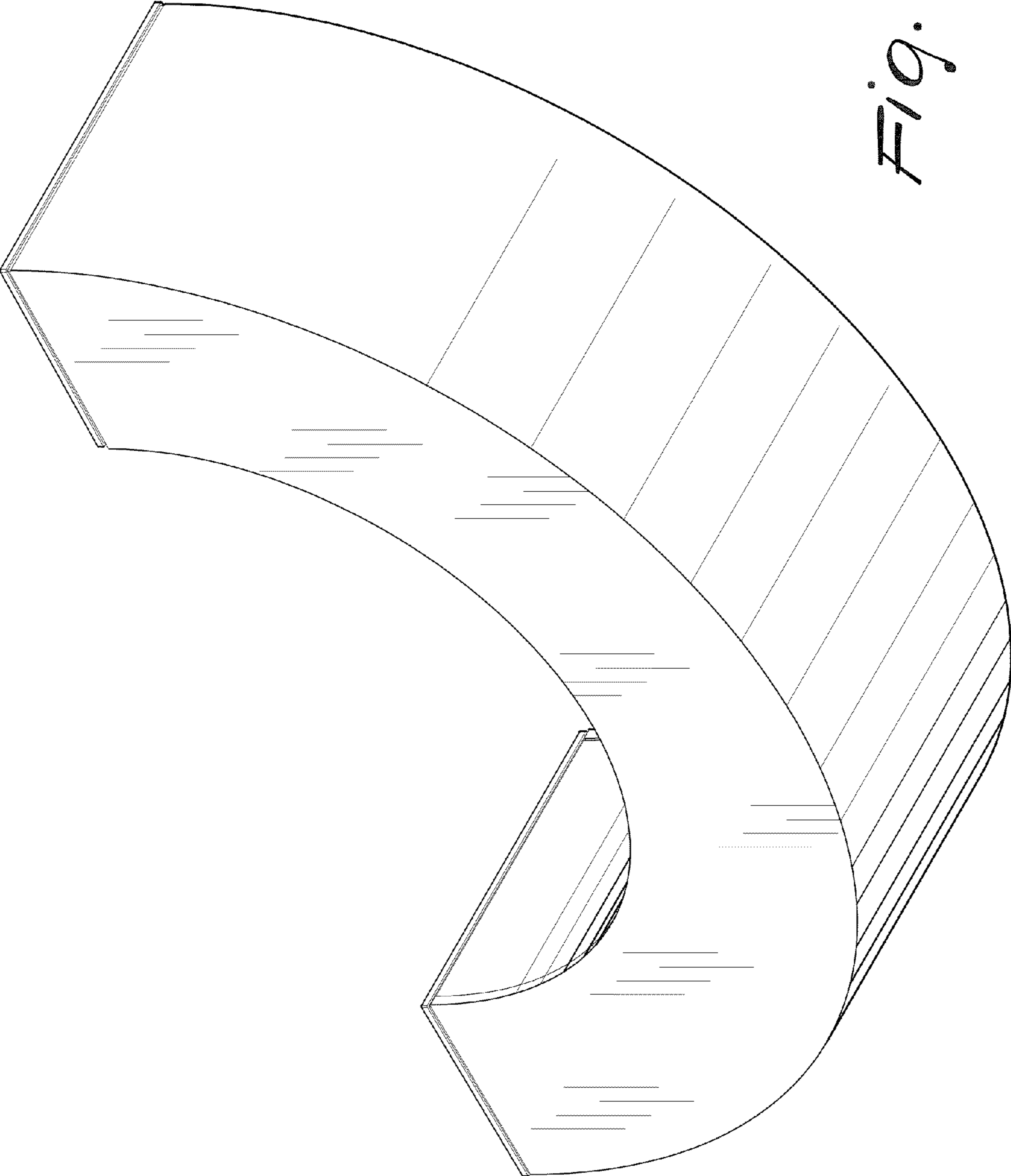


*Fig. 6*

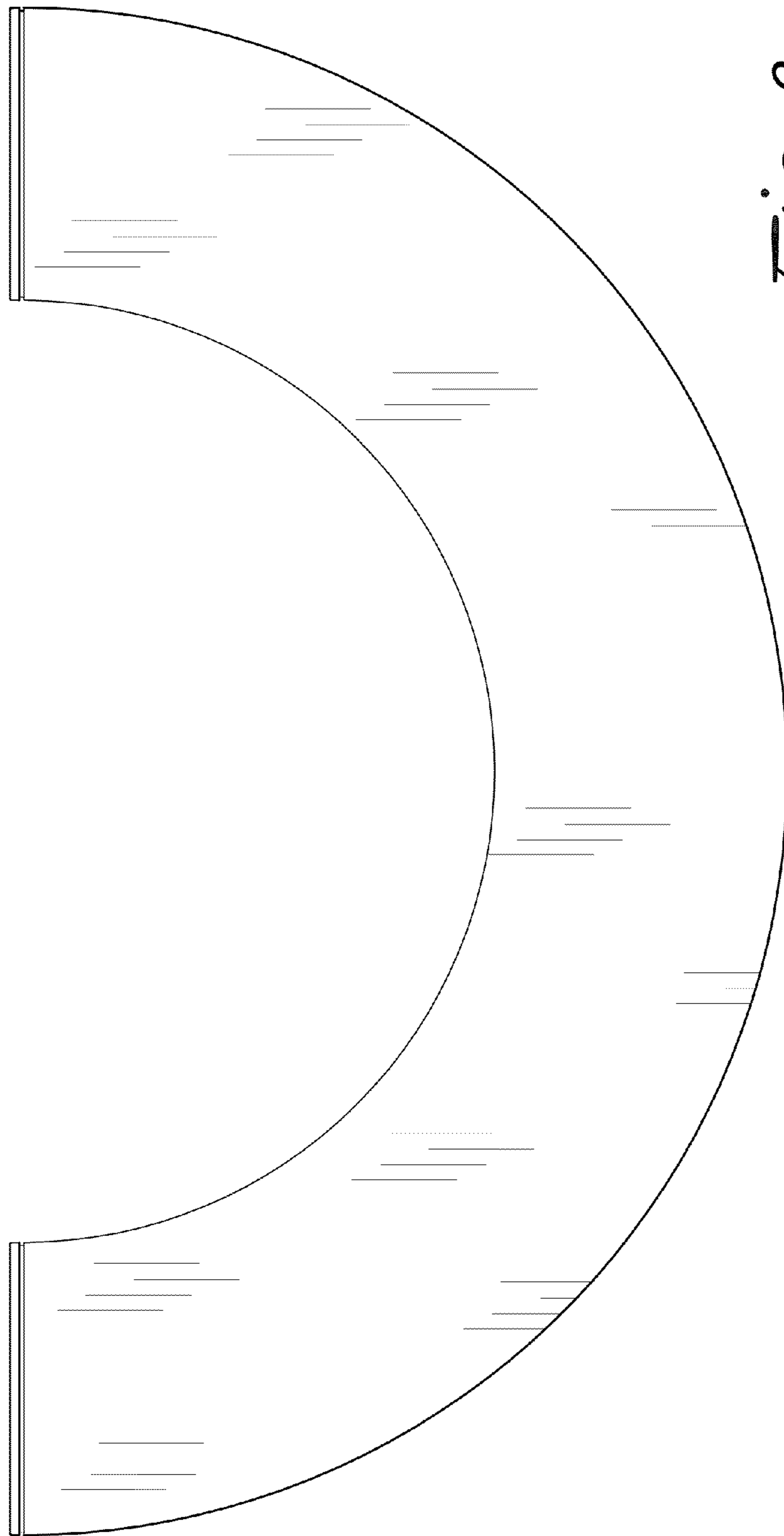


*Fig. 7*






*Fig. 8*




*Fig. 9*




*Fig. 10*

*Fig. 11*




*Fig. 12*





*Fig. 13*



*Fig. 14*