



US00D738547S

(12) **United States Design Patent**  
**Ko et al.**

(10) **Patent No.:** **US D738,547 S**

(45) **Date of Patent:** **\*\* Sep. 8, 2015**

(54) **REAR COMBINATION LAMP FOR  
AUTOMOBILE**

(71) Applicant: **Hyundai Motor Company**, Seoul (KR)

(72) Inventors: **Kwang Min Ko**, Gyeonggi-Do (KR);  
**Yun Soo Bae**, Gyeonggi-Do (KR)

(73) Assignee: **Hyundai Motor Company**, Seoul (KR)

(\*\*) Term: **14 Years**

(21) Appl. No.: **29/463,456**

(22) Filed: **Nov. 26, 2013**

(30) **Foreign Application Priority Data**

Sep. 30, 2013 (KR) ..... 30-2013-0049631

(51) **LOC (10) Cl.** ..... **26-06**

(52) **U.S. Cl.**  
USPC ..... **D26/28**

(58) **Field of Classification Search**  
USPC ..... D26/28-36; 362/459-468, 475-478,  
362/485-487

CPC ..... B62J 6/02; B62J 6/04; B60Q 1/2607;  
B60Q 1/44; B60Q 1/30

See application file for complete search history.

(56) **References Cited**

**U.S. PATENT DOCUMENTS**

D498,013 S \* 11/2004 Pfeiffer ..... D26/28  
D635,696 S \* 4/2011 Jeong et al. .... D26/28

D708,766 S \* 7/2014 Park et al. .... D26/28  
D721,195 S \* 1/2015 Lim et al. .... D26/28  
D721,839 S \* 1/2015 Ha et al. .... D26/28  
D723,197 S \* 2/2015 Campbell et al. .... D26/28  
D727,547 S \* 4/2015 Ha et al. .... D26/28

\* cited by examiner

*Primary Examiner* — Wan Laymon

(74) *Attorney, Agent, or Firm* — Mintz Levin Cohn Ferris  
Glovsky and Popeo, P.C.; Kongsik Kim

(57) **CLAIM**

The ornamental design for a rear combination lamp for auto-  
mobile, as shown and described.

**DESCRIPTION**

FIG. 1 is a perspective view of a rear combination lamp for  
automobile according to the present invention.

FIG. 2 is a front view of the rear combination lamp for  
automobile of FIG. 1.

FIG. 3 is a rear view of the rear combination lamp for auto-  
mobile of FIG. 1.

FIG. 4 is a left side view of the rear combination lamp for  
automobile of FIG. 1.

FIG. 5 is a right side view of the rear combination lamp for  
automobile of FIG. 1.

FIG. 6 is a top view of the rear combination lamp for auto-  
mobile of FIG. 1; and,

FIG. 7 is a bottom view of the rear combination lamp for  
automobile of FIG. 1.

**1 Claim, 7 Drawing Sheets**




FIG. 1




FIG. 2




FIG. 3




FIG. 4

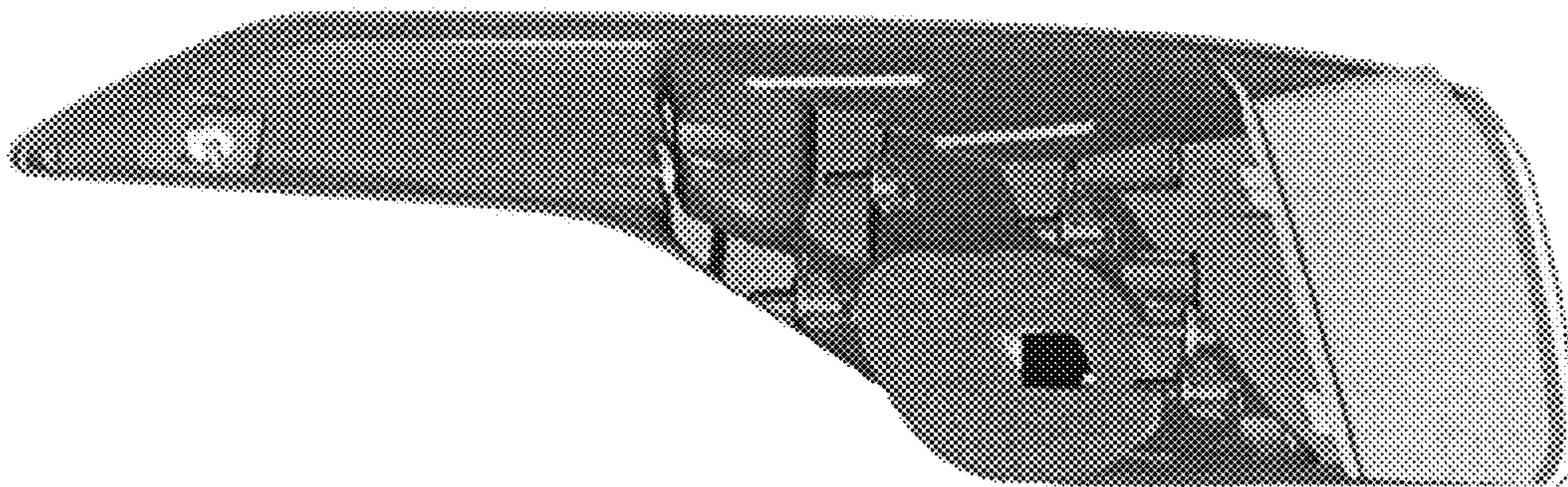


FIG. 5




FIG. 6

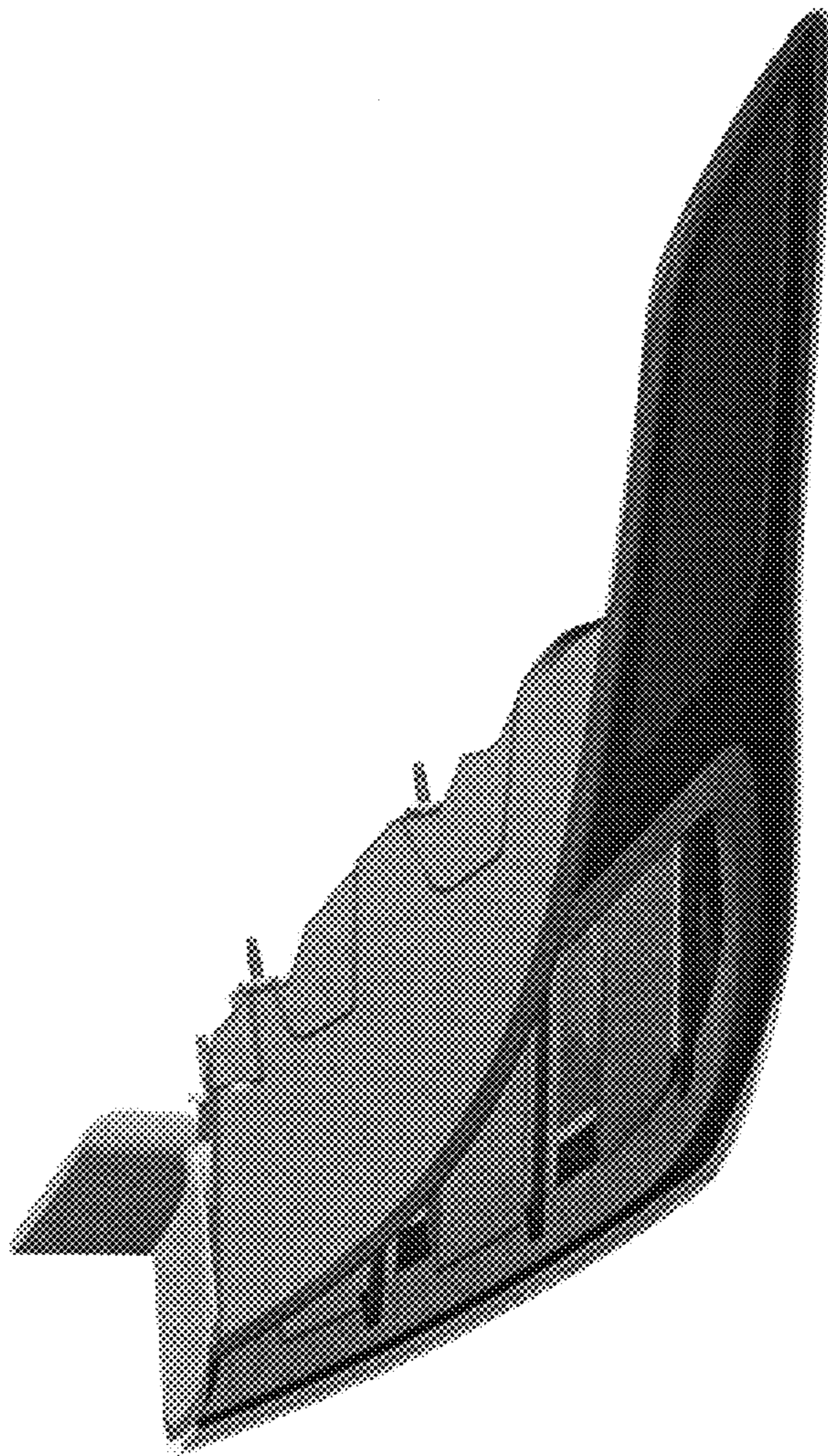


FIG. 7

