



US00D738522S

(12) **United States Design Patent**
Matsuura

(10) **Patent No.:** **US D738,522 S**
(45) **Date of Patent:** **** Sep. 8, 2015**

(54) **MESSAGE APPLIANCE**

(71) Applicant: **TENGA CO., LTD.**, Nakano-ku, Tokyo (JP)

(72) Inventor: **Tsutomu Matsuura**, Tokyo (JP)

(73) Assignee: **TENGA CO., LTD.**, Nakano-Ku (JP)

(**) Term: **14 Years**

(21) Appl. No.: **29/481,423**

(22) Filed: **Feb. 5, 2014**

(30) **Foreign Application Priority Data**

Aug. 6, 2013 (JP) 2013-017967

(51) **LOC (10) Cl.** **28-03**

(52) **U.S. Cl.**
USPC **D24/215**

(58) **Field of Classification Search**
USPC D24/200, 211, 212, 213, 214, 215;
601/114, 120, 121, 124, 125, 130, 131,
601/134, 135, 136, 137; D14/218; D9/719
CPC A61H 19/30; A61H 19/32; A61H 19/34;
A61H 19/40; A61H 19/44; A61H 19/50;
A61H 19/00; A61H 2201/0153; A61H
2201/0207; A61H 2201/0263; A61H
2201/0111; A61H 2201/1253; A61H
2205/082; A61H 2205/085; A61H 15/0085
See application file for complete search history.

(56) **References Cited**

U.S. PATENT DOCUMENTS

6,102,043	A *	8/2000	Johnson	128/844
D459,469	S *	6/2002	Johnson	D24/105
D460,172	S *	7/2002	Johnson	D24/105
D496,458	S *	9/2004	Lin	D24/143
D523,958	S *	6/2006	Fang	D24/143
D552,748	S *	10/2007	Gromosaik et al.	D24/215
D552,749	S *	10/2007	Gromosaik et al.	D24/215
D552,750	S *	10/2007	Gromosaik et al.	D24/215
D556,336	S *	11/2007	Talbot et al.	D24/215

D557,805	S *	12/2007	Gromosaik et al.	D24/143
D557,806	S *	12/2007	Gromosaik et al.	D24/143
D564,666	S *	3/2008	Klearman	D24/215
D566,289	S *	4/2008	Tasker et al.	D24/215
D581,544	S *	11/2008	Adams	D24/215
D637,302	S *	5/2011	Post	D24/215
D637,303	S *	5/2011	Post	D24/215
D643,129	S *	8/2011	Talbot et al.	D24/215
8,092,405	B2 *	1/2012	Klearman	601/70
8,545,390	B2 *	10/2013	Talbot et al.	600/38
D704,346	S *	5/2014	Tai	D24/215
D704,347	S *	5/2014	Tai	D24/215
2003/0083598	A1 *	5/2003	Kobayashi et al.	601/70
2005/0283044	A1 *	12/2005	Chang	600/38
2006/0247493	A1 *	11/2006	Chen	600/38
2009/0069629	A1 *	3/2009	Uson Calvo	600/38
2009/0306468	A1 *	12/2009	Tasker et al.	600/41
2009/0318755	A1 *	12/2009	Adams et al.	600/41

* cited by examiner

Primary Examiner — Sandra Snapp

(74) *Attorney, Agent, or Firm* — Masuvalley and Partners

(57) **CLAIM**

The ornamental design for a massage appliance, as shown and described.

DESCRIPTION

FIG. 1 is a perspective view of the massage appliance according to the invention;
FIG. 2 is a front elevation view of the massage appliance of FIG. 1;
FIG. 3 is a rear elevation view of the massage appliance of FIG. 1;
FIG. 4 is a left side elevation view of the massage appliance of FIG. 1;
FIG. 5 is a right side elevation view of the massage appliance of FIG. 1;
FIG. 6 is a top plan view of the massage appliance of FIG. 1;
FIG. 7 is a bottom plan view of the massage appliance of FIG. 1; and,
FIG. 8 is close-up perspective view of a portion of the massage appliance of FIG. 1.

1 Claim, 8 Drawing Sheets

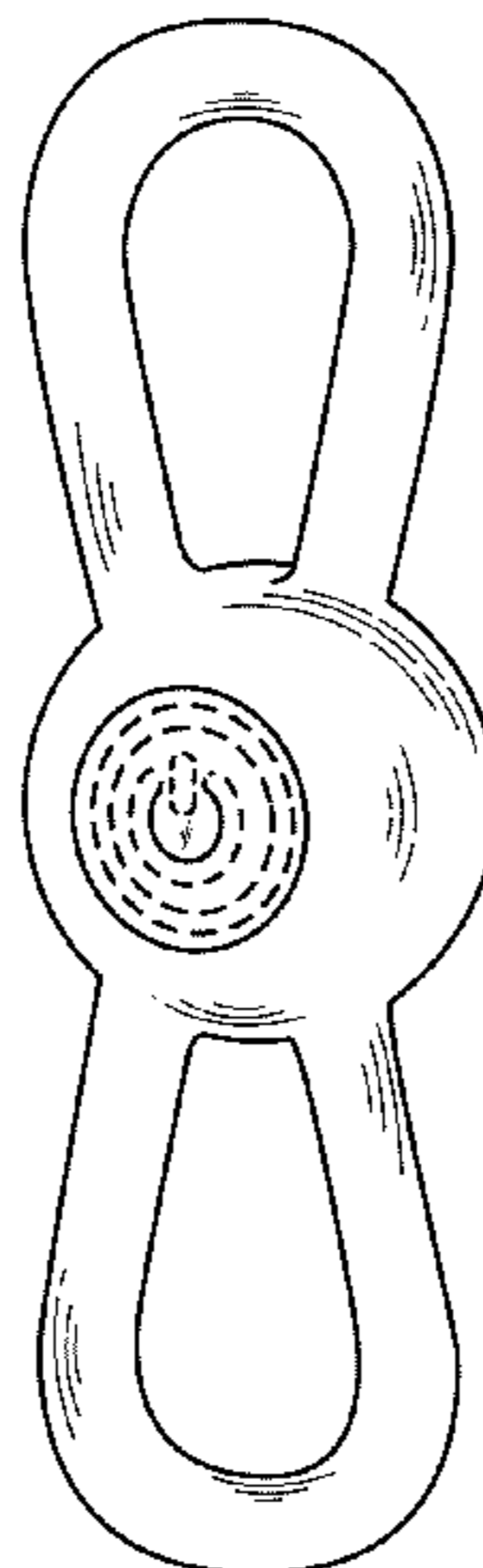


FIG. 1

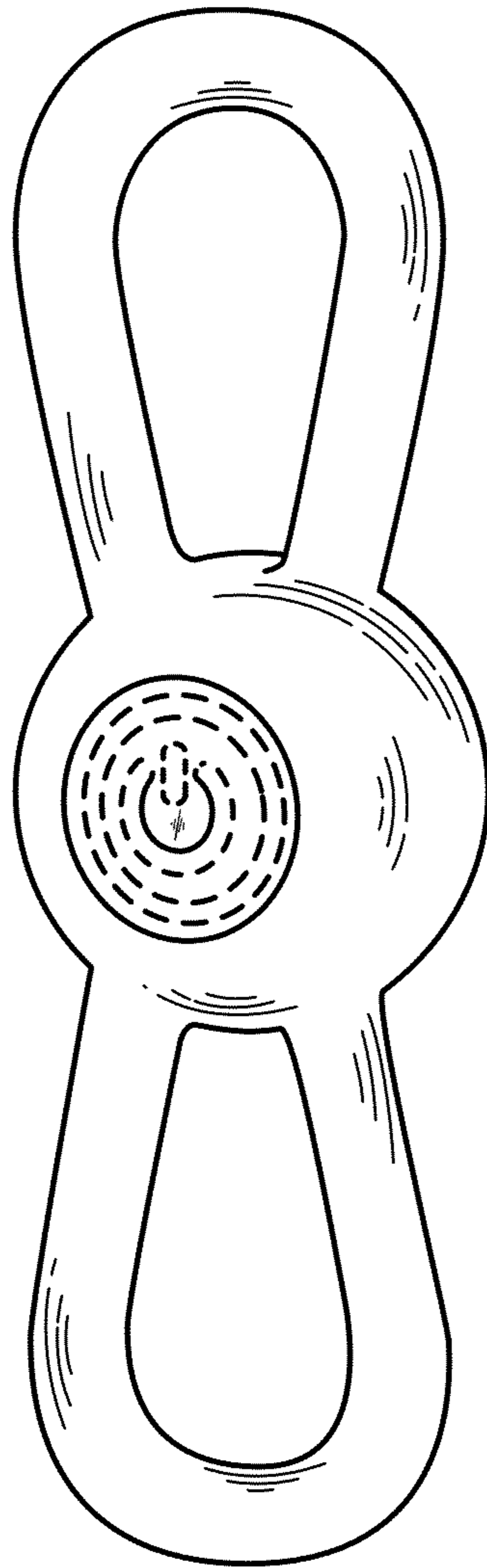


FIG. 2

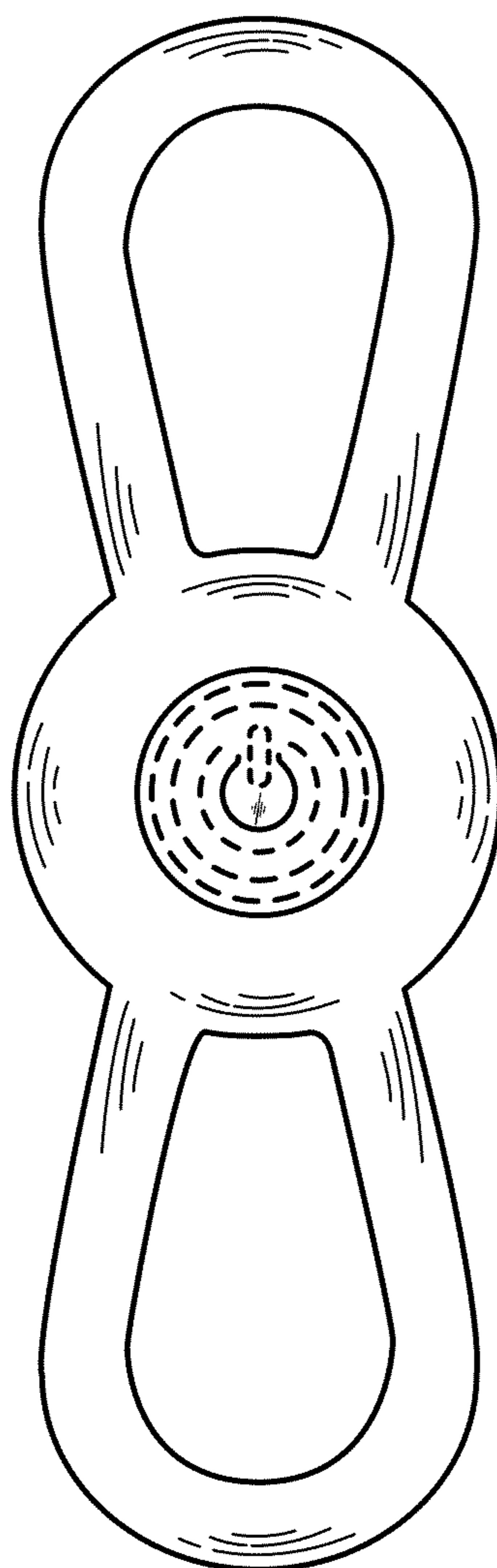


FIG. 3

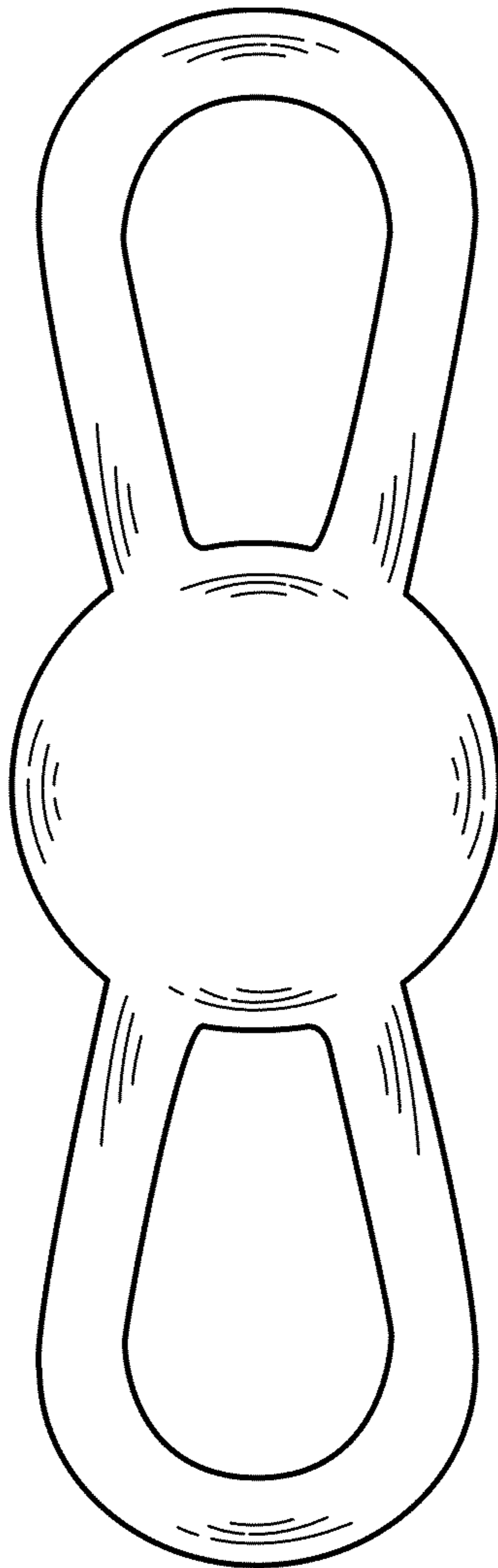


FIG. 4

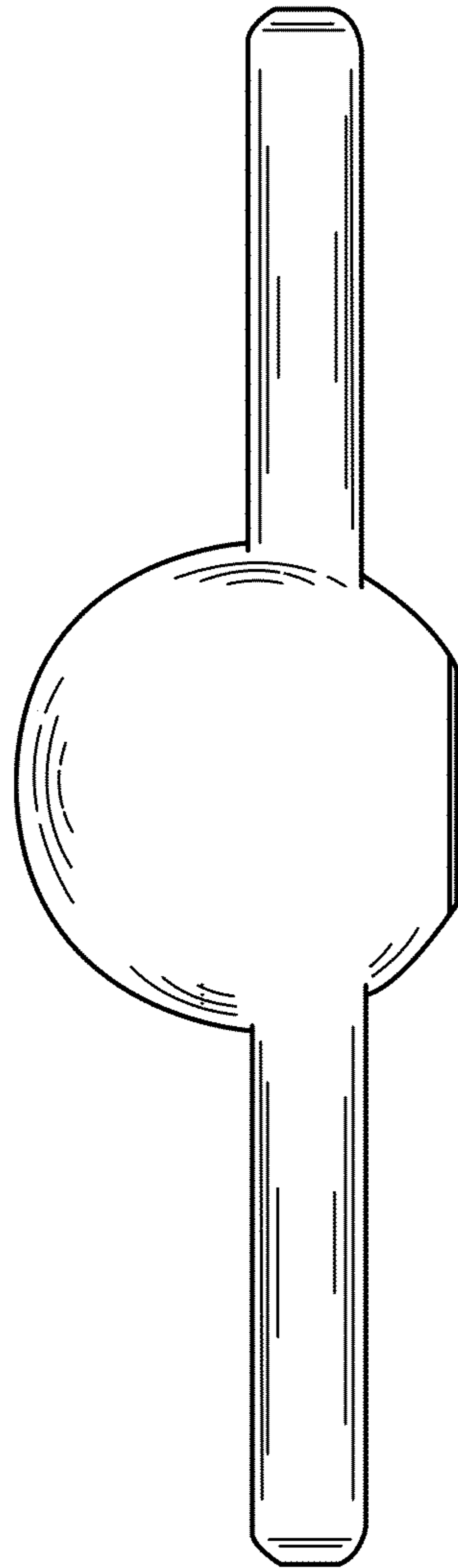


FIG. 5

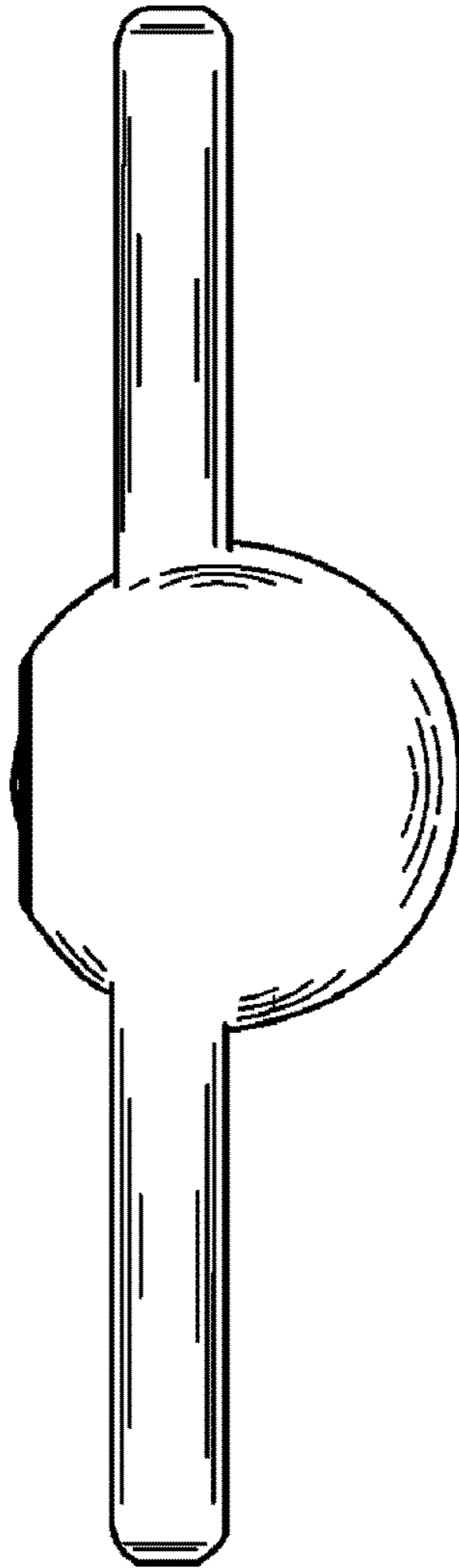


FIG. 6

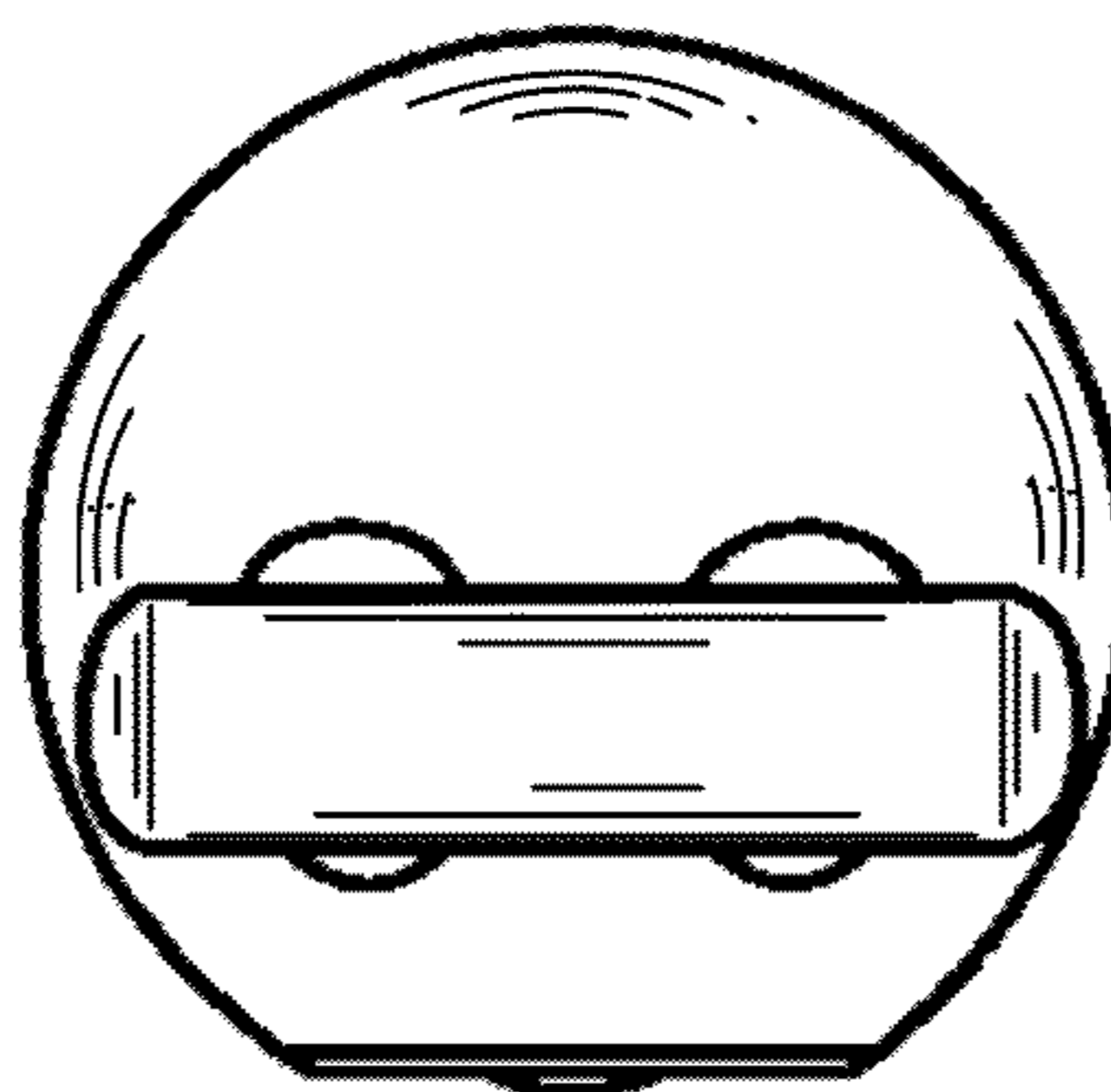


FIG. 7

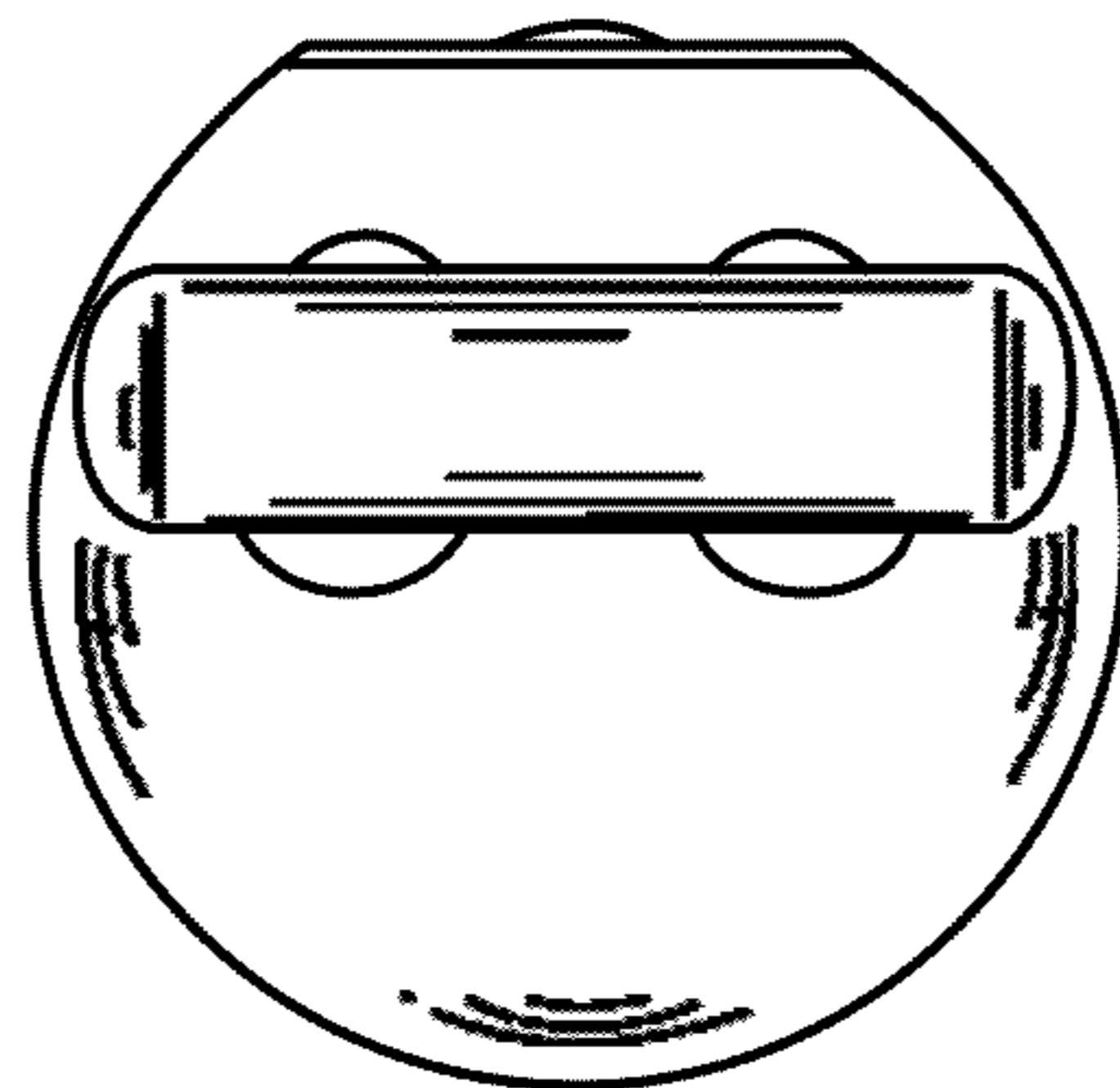


FIG. 8

