



US00D738508S

(12) **United States Design Patent**
Nichols

(10) **Patent No.:** **US D738,508 S**

(45) **Date of Patent:** **** Sep. 8, 2015**

(54) **PERSONAL CARE VAPORIZER DEVICE FOR THE EYE AREA**

(71) Applicant: **Thomas Nichols**, Laguna Niguel, CA (US)

(72) Inventor: **Thomas Nichols**, Laguna Niguel, CA (US)

(**) Term: **14 Years**

(21) Appl. No.: **29/457,560**

(22) Filed: **Jun. 11, 2013**

(51) **LOC (10) Cl.** **24-00**

(52) **U.S. Cl.**
USPC **D24/172**

(58) **Field of Classification Search**
USPC D24/172, 185, 150, 120, 214, 115;
601/17, 18, 6, 160; 604/24, 300, 295,
604/294, 301; 132/218; 222/383.1; D9/448;
128/200.14, 200.18, 200.23;
239/288.5, 102.1; 141/17; 607/84;
4/620

See application file for complete search history.

(56) **References Cited**

U.S. PATENT DOCUMENTS

2,189,643	A *	2/1940	Ward	141/17
2,622,593	A *	12/1952	Peirano	128/200.18
2,788,784	A *	4/1957	Birch et al.	128/200.23
3,170,462	A *	2/1965	Hall	128/200.23
3,314,426	A *	4/1967	Carroll	128/200.14
3,490,452	A *	1/1970	Greenfield	128/200.23
3,707,971	A *	1/1973	Yamamoto	607/84
3,949,743	A *	4/1976	Shanbrom	128/200.14
4,493,119	A *	1/1985	Baumann	4/620
4,679,551	A *	7/1987	Anthony	601/160
5,201,726	A *	4/1993	Kirkham	604/294
5,382,243	A *	1/1995	Mulholland	604/301
D374,719	S *	10/1996	Py	D24/120
5,588,564	A *	12/1996	Hutson et al.	222/383.1
D386,684	S *	11/1997	Marogil	D9/448
D413,668	S *	9/1999	Mannberg et al.	D24/120
6,033,389	A *	3/2000	Cornish	604/300

6,423,040	B1 *	7/2002	Benktzon et al.	604/300
6,458,108	B1 *	10/2002	Tangri	604/295
6,569,131	B1 *	5/2003	Michael et al.	604/295
6,615,824	B2 *	9/2003	Power	128/200.14
6,978,945	B2 *	12/2005	Wong et al.	239/288.5
D533,658	S *	12/2006	Collins et al.	D24/115
D537,160	S *	2/2007	Lowell	D24/115
D555,791	S *	11/2007	Py et al.	D24/172
D587,377	S *	2/2009	Py et al.	D24/172

(Continued)

Primary Examiner — Holly Baynham

Assistant Examiner — Rhea Shields

(74) *Attorney, Agent, or Firm* — Steins & Associates, P.C.


(57) **CLAIM**

What is claimed is the ornamental design for a personal care vaporizer device for the eye area, as shown.

DESCRIPTION

FIG. 1 is a perspective view of the personal care vaporizer device for the eye area;
 FIG. 2 is a second perspective view thereof;
 FIG. 3 is a top view thereof;
 FIG. 4 is a right perspective view of the eye housing portion of the personal care vaporizer device for the eye area in accordance with FIG. 1.
 FIG. 5 is left perspective view thereof;
 FIG. 6 is a front view thereof;
 FIG. 7 is a top view thereof;
 FIG. 8 is a left side view thereof;
 FIG. 9 is a right side view thereof;
 FIG. 10 is a bottom view thereof;
 FIG. 11 is a back view thereof;
 FIG. 12 is a second back view thereof;
 FIG. 13 is a top view of the hand housing portion of the personal care vaporizer device for the eye area in accordance with FIG. 1.
 FIG. 14 is a right side view thereof;
 FIG. 15 is a bottom view thereof;
 FIG. 16 is a right side view thereof;
 FIG. 17 is a left side view thereof; and,
 FIG. 18 is a perspective view thereof.

1 Claim, 18 Drawing Sheets



(56)

References Cited

U.S. PATENT DOCUMENTS

D597,206 S * 7/2009 Collins et al. D24/150
D672,870 S * 12/2012 Bertelsen D24/120
D693,932 S * 11/2013 Nichols D24/214
8,899,242 B2 * 12/2014 Wong 132/218

2004/0236254 A1* 11/2004 Nichols 601/6
2007/0119968 A1* 5/2007 Collins et al. 239/102.1
2009/0247913 A1* 10/2009 Nichols 601/17
2013/0046212 A1* 2/2013 Nichols 601/18
2014/0336565 A1* 11/2014 Nichols 604/24

* cited by examiner



FIG. 1




FIG. 2

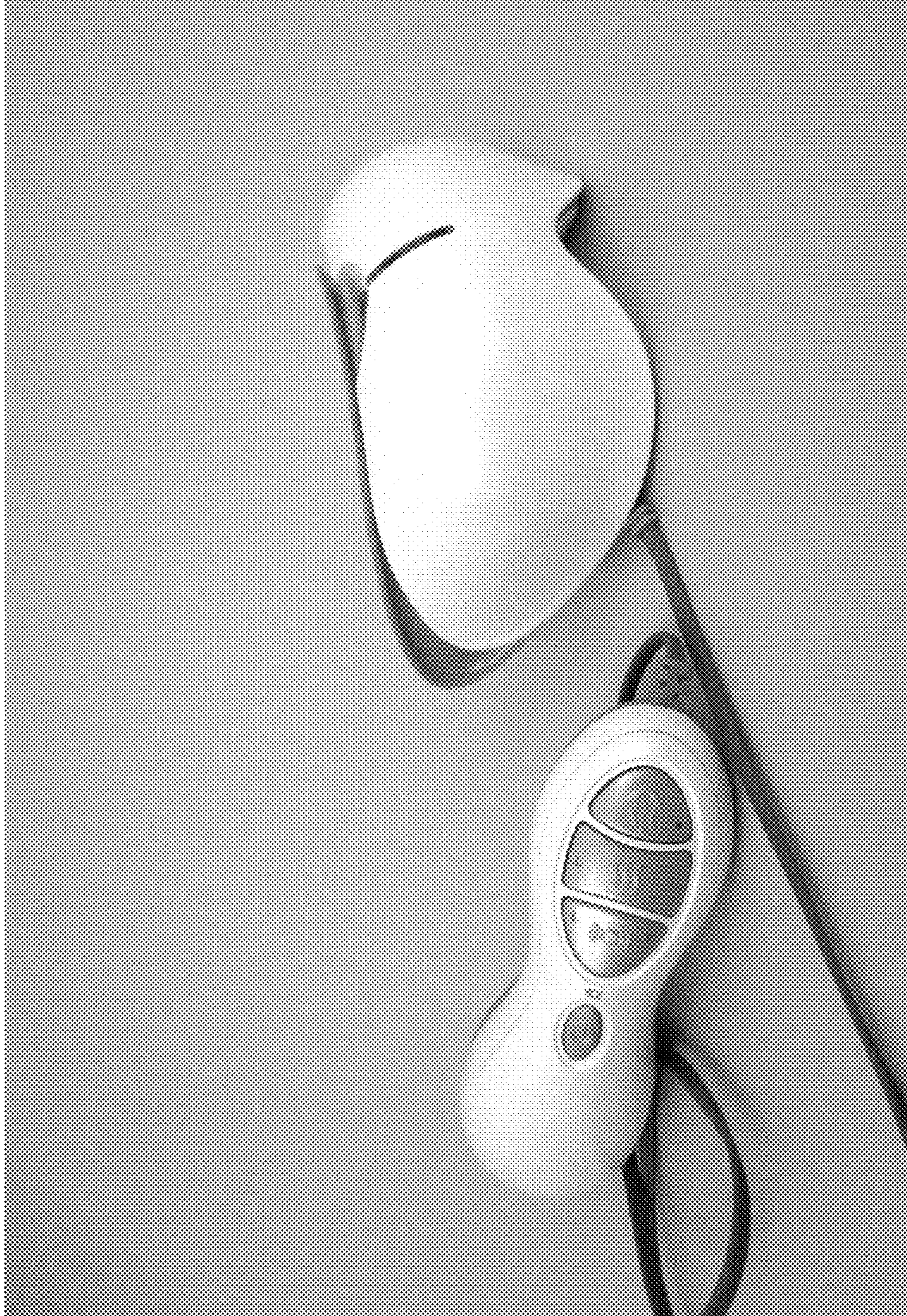


FIG. 3



FIG. 4




FIG. 5




FIG. 6




FIG. 7




FIG. 8



FIG. 9




FIG. 10

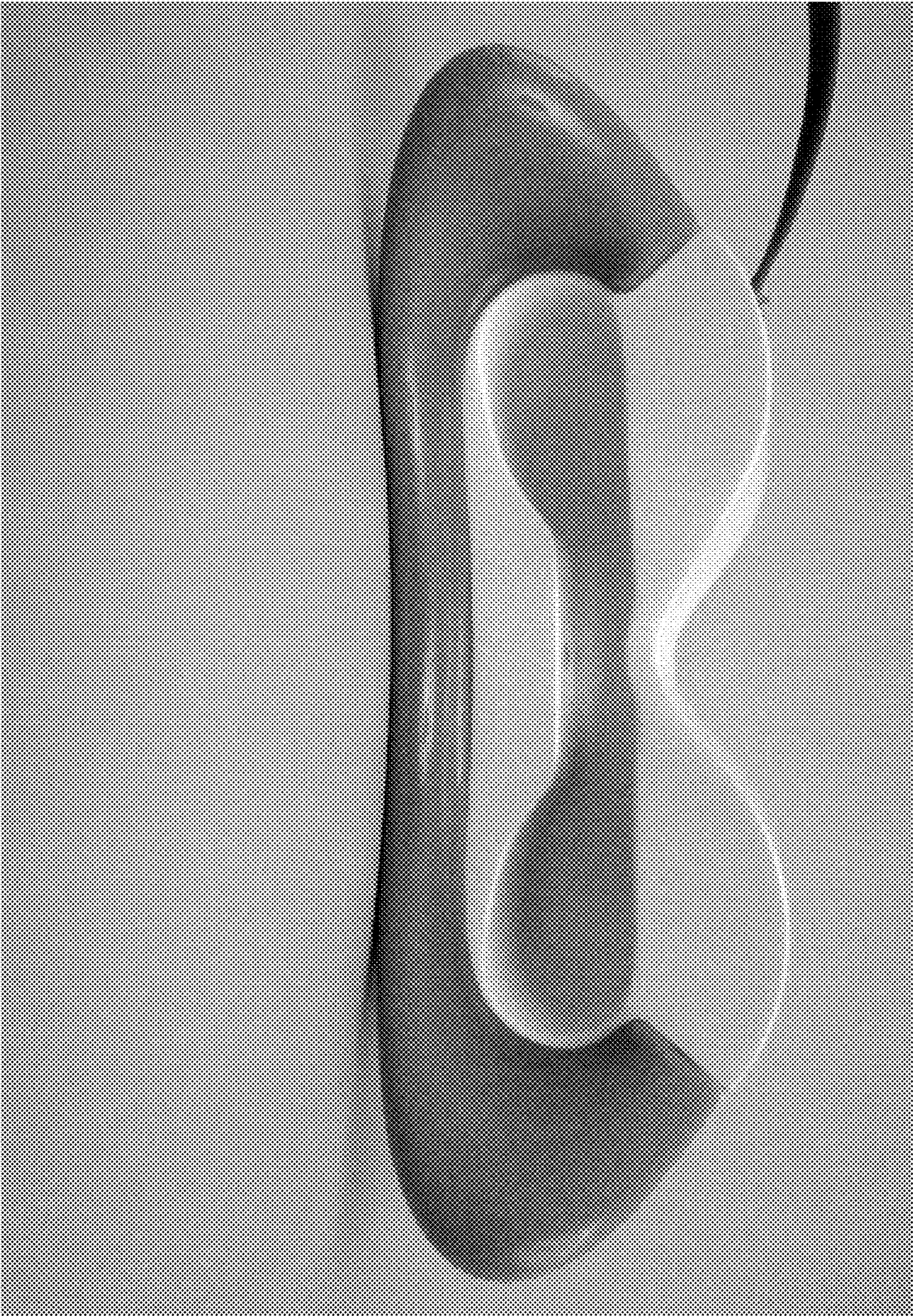


FIG. 11

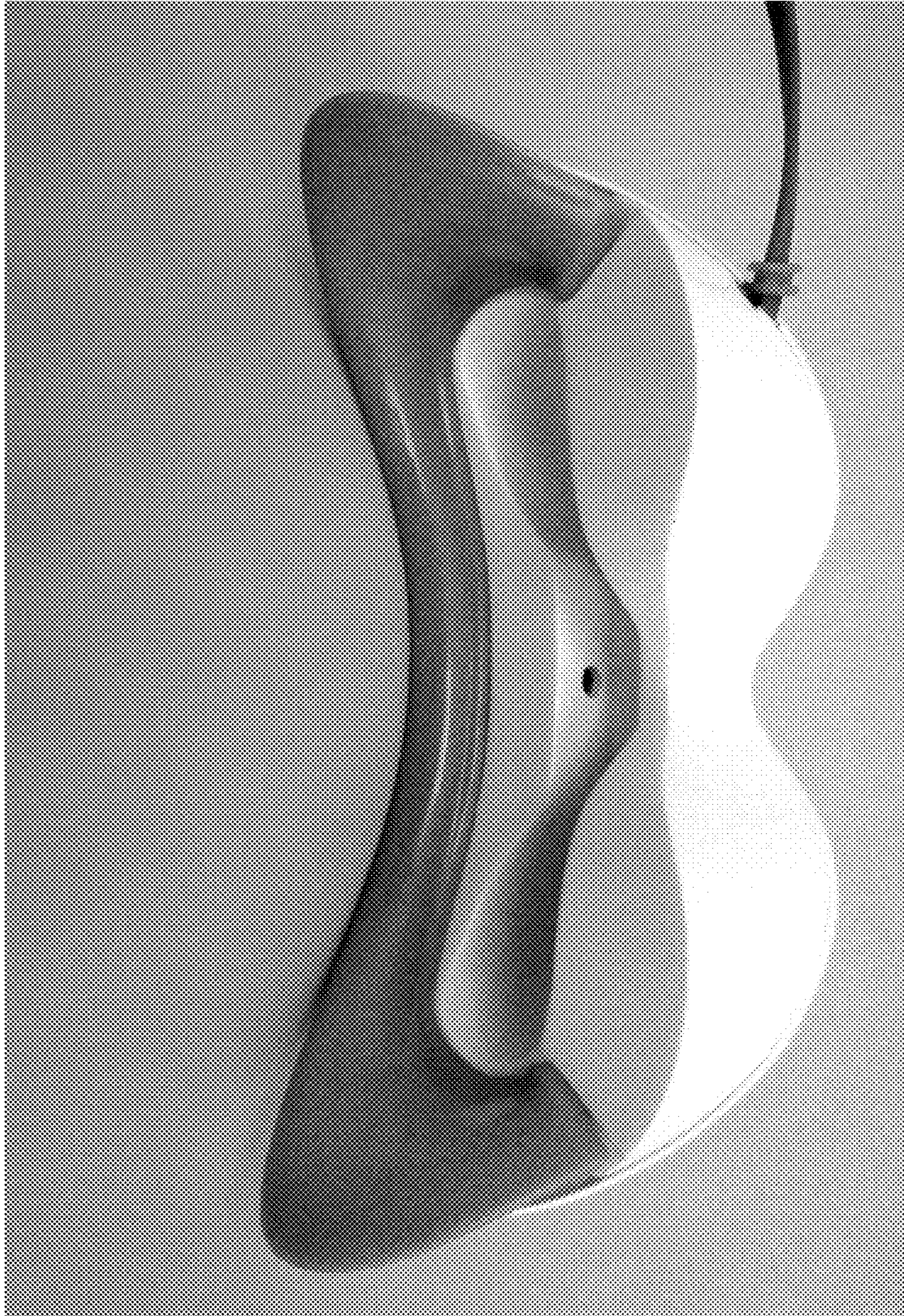


FIG. 12



FIG. 13



FIG. 14

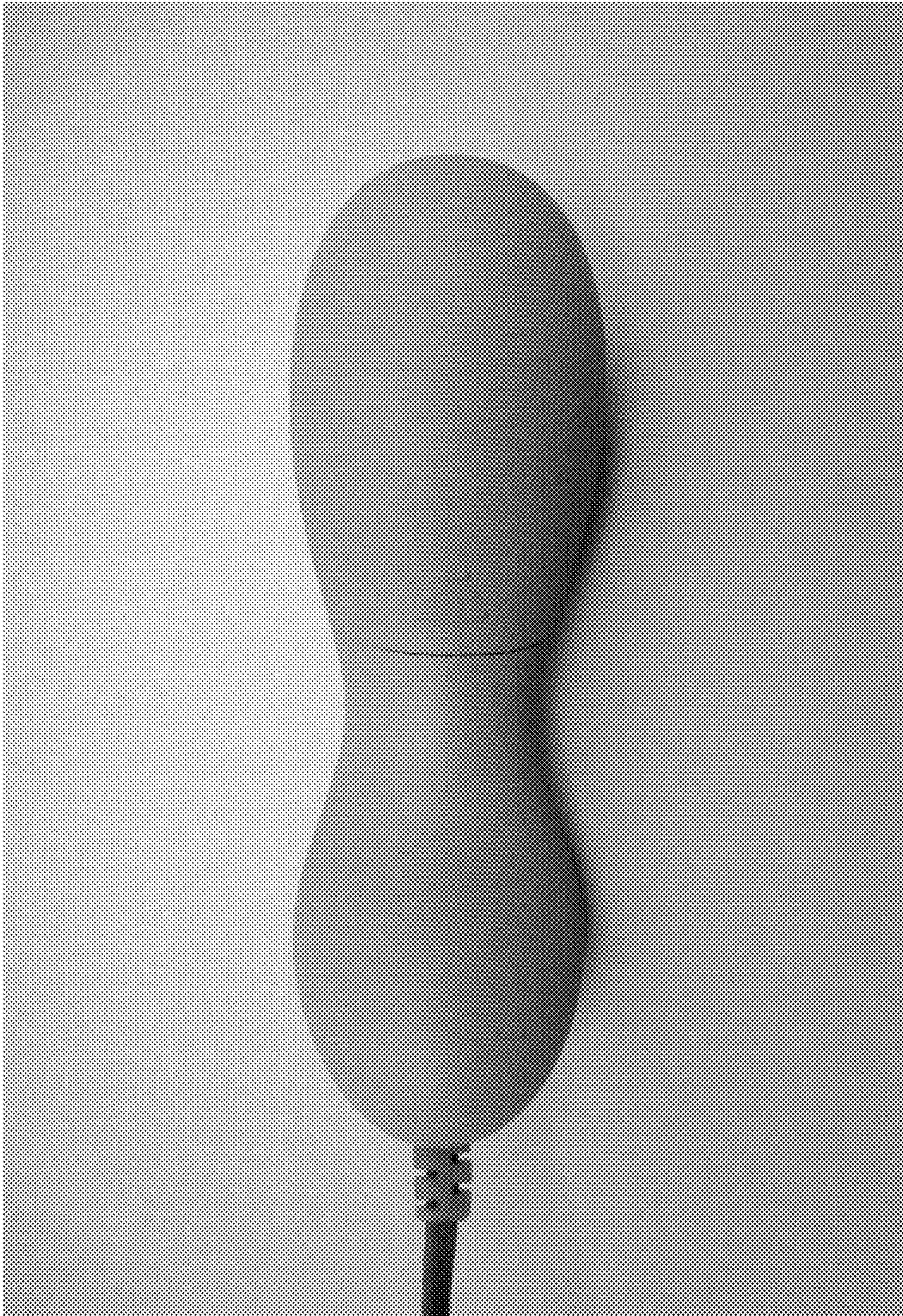


FIG. 15



FIG. 16




FIG. 17



FIG. 18