



US00D738495S

(12) **United States Design Patent**  
**Strong et al.**

(10) **Patent No.:** **US D738,495 S**  
(45) **Date of Patent:** **\*\* Sep. 8, 2015**

(54) **PISTON FOR A LIQUID DISPENSING SYRINGE**

(71) Applicant: **Nordson Corporation**, Westlake, OH (US)  
(72) Inventors: **Warren N. Strong**, Hope, RI (US); **Michael A. Vidal**, North Attleboro, MA (US)  
(73) Assignee: **Nordson Corporation**, Westlake, OH (US)  
(\*\*) Term: **14 Years**

(21) Appl. No.: **29/465,060**  
(22) Filed: **Aug. 23, 2013**

**Related U.S. Application Data**

(63) Continuation of application No. 11/761,678, filed on Jun. 12, 2007.  
(51) **LOC (10) Cl.** ..... **24-02**  
(52) **U.S. Cl.**  
USPC ..... **D24/127**  
(58) **Field of Classification Search**  
USPC ..... D24/127-131, 112-114, 133, 186; 606/181, 185; 604/264, 272, 115, 232, 604/187, 158, 164.08, 192, 263, 163, 181, 604/184, 198, 227; 600/101, 139, 143; 128/200.24, 207.14, 207.15  
See application file for complete search history.

(56) **References Cited**

U.S. PATENT DOCUMENTS

D345,016 S *	3/1994	Stamler .....	D24/130
D375,358 S *	11/1996	Clark .....	D24/133
D383,538 S *	9/1997	Erskine et al. ....	D24/130
D385,628 S *	10/1997	Echevarria .....	D24/135
5,833,628 A *	11/1998	Yuan et al. ....	600/567
D405,232 S *	2/1999	Stevens et al. ....	D28/58
D417,275 S *	11/1999	Conforti .....	D24/130
D465,024 S *	10/2002	Henderson et al. ....	D24/133
D486,225 S *	2/2004	Gay, III .....	D24/109
D495,050 S *	8/2004	Guala .....	D24/129
7,775,990 B2 *	8/2010	DeHart .....	600/583
8,454,708 B2 *	6/2013	Kutsko et al. ....	623/23.65
D692,143 S *	10/2013	shahidi bonjar .....	D24/176

\* cited by examiner

*Primary Examiner* — David Muller

(74) *Attorney, Agent, or Firm* — Wood, Herron & Evans, LLP

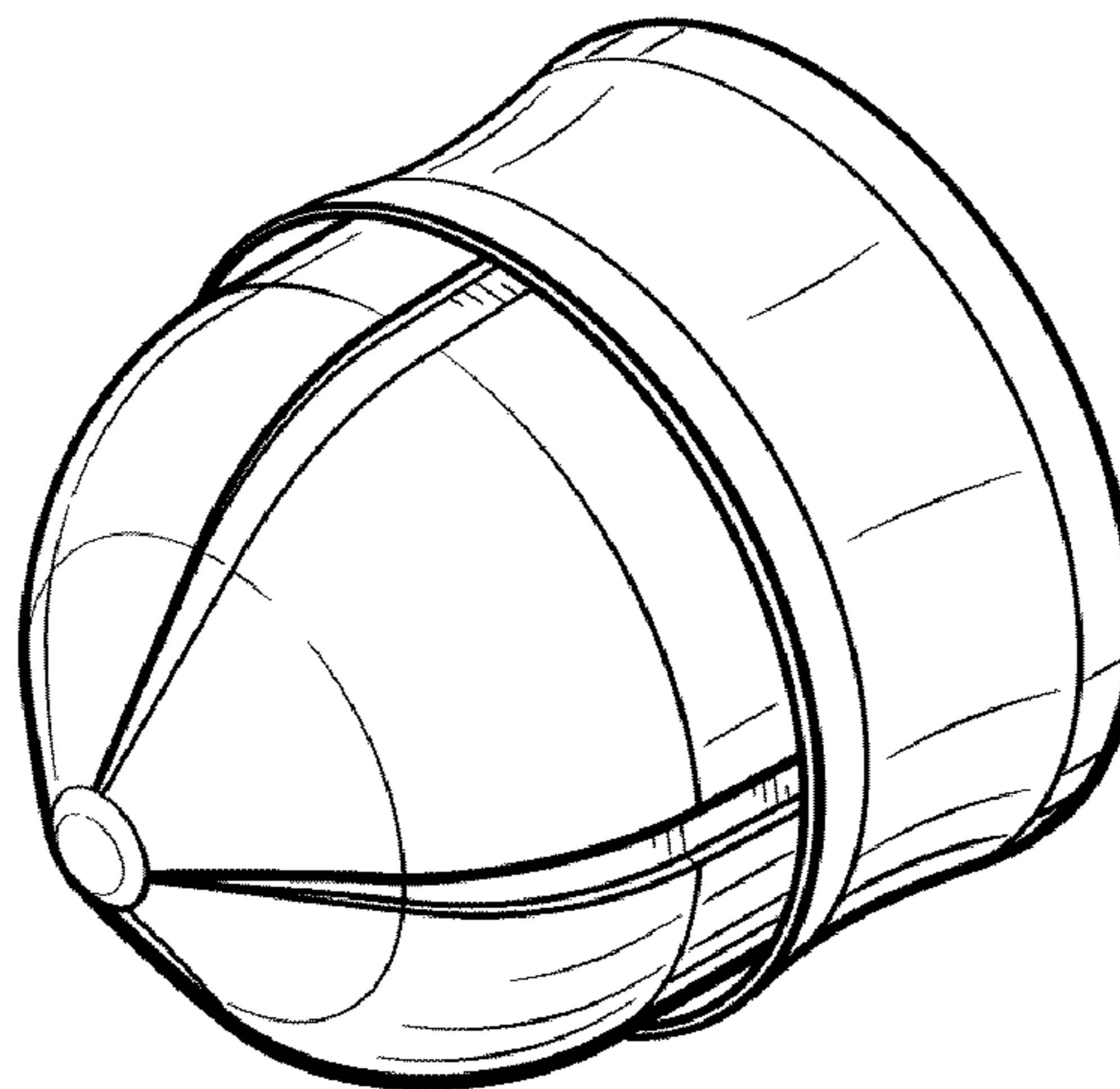
(57) **CLAIM**

The ornamental design for a piston for a liquid dispensing syringe, as shown and described.

**DESCRIPTION**

FIG. 1 is a perspective view of a piston for a liquid dispensing syringe; and,  
FIG. 2 is an elevation view of the piston for a liquid dispensing syringe of FIG. 1.

**1 Claim, 1 Drawing Sheet**



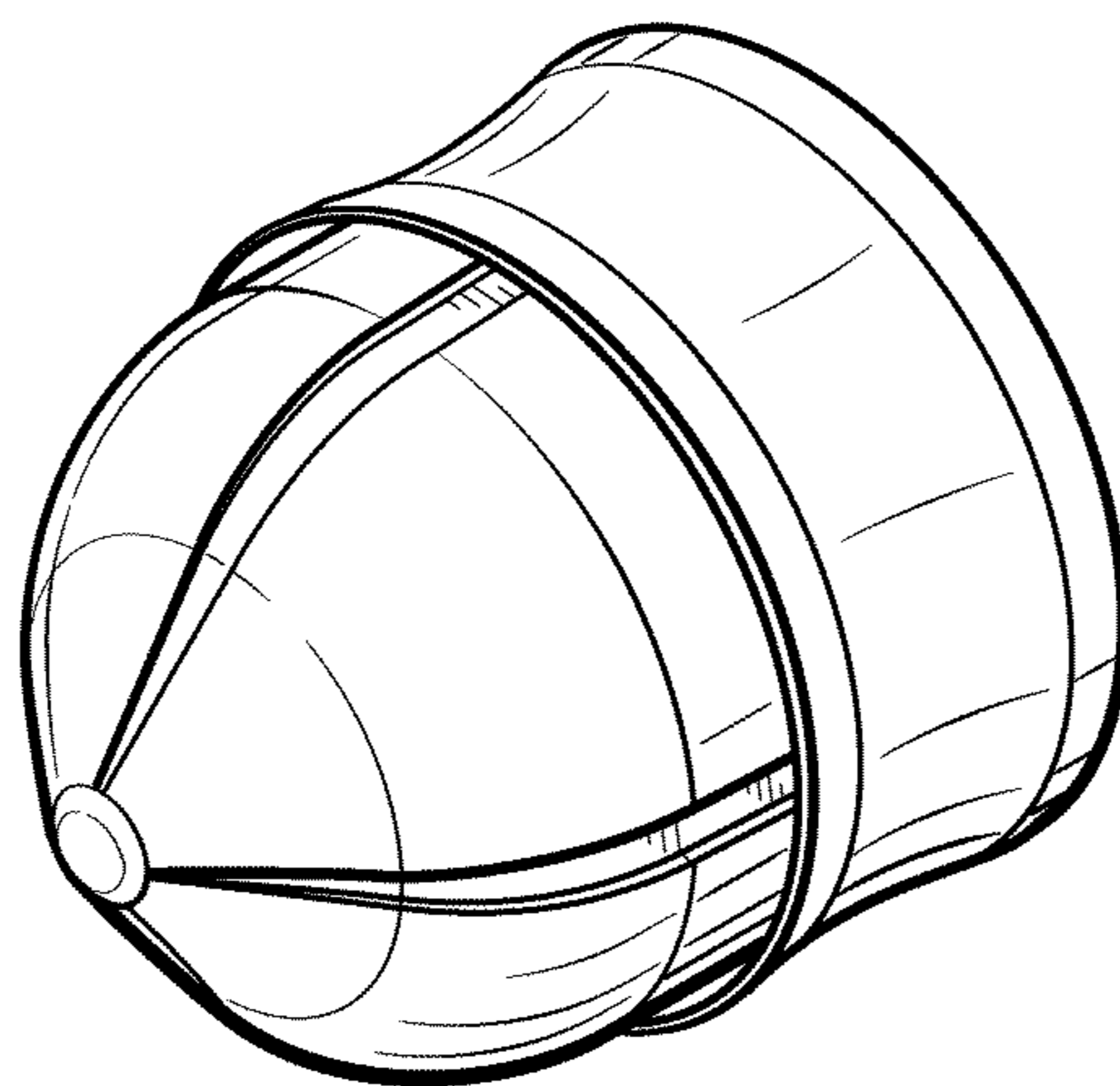


FIG. 1

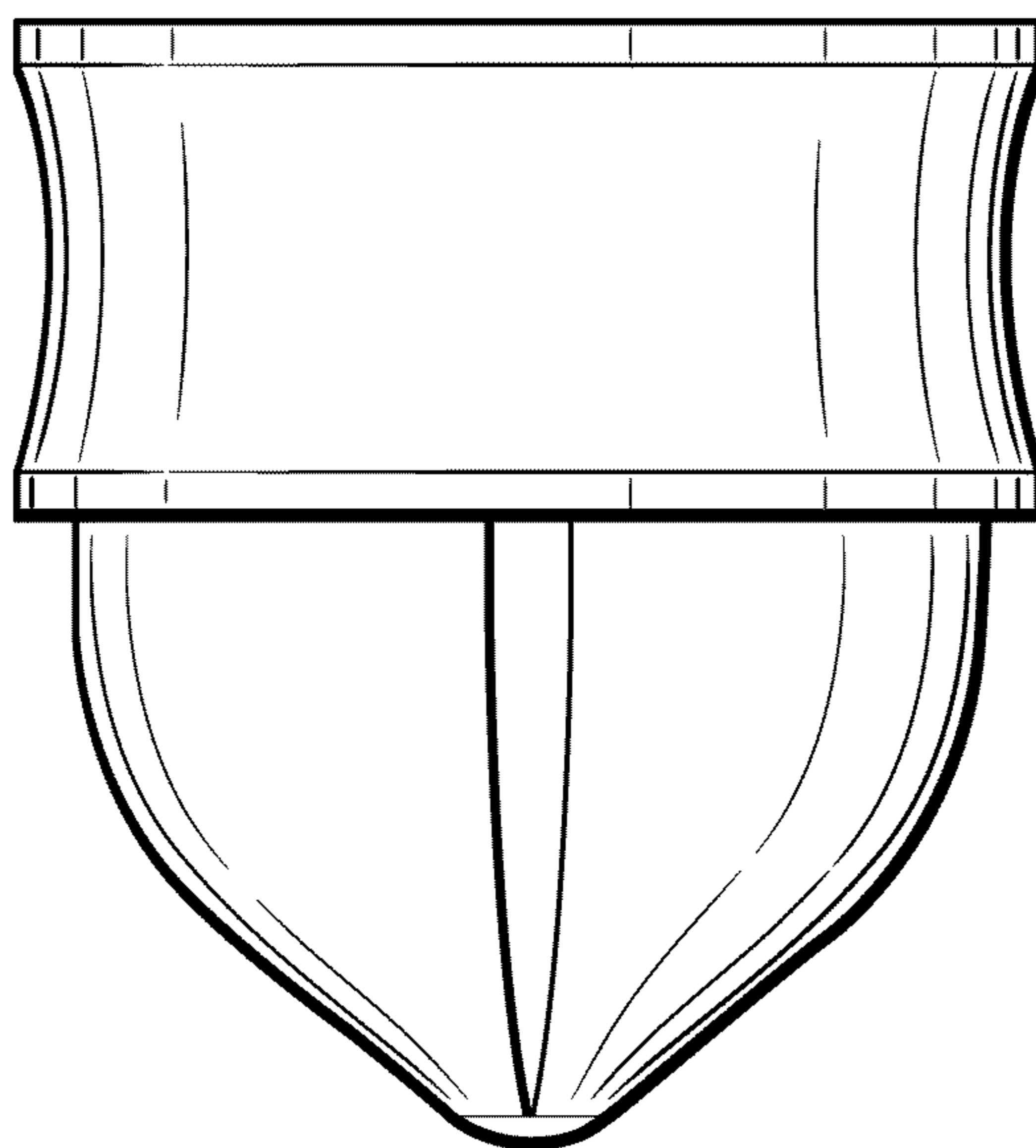


FIG. 2