



US00D738485S

(12) **United States Design Patent**
Carroll

(10) **Patent No.:** **US D738,485 S**

(45) **Date of Patent:** **** Sep. 8, 2015**

(54) **FLOOR REGISTER GRILLE**

(56) **References Cited**

(71) Applicant: **Decor Grates Incorporated**, Markham
(CA)

U.S. PATENT DOCUMENTS

(72) Inventor: **Owen Carroll**, Port Perry (CA)

D328,344 S *	7/1992	Heidtke	D23/388
D338,060 S *	8/1993	Solie	D23/388
D361,378 S *	8/1995	Mitchell	D23/393
D377,083 S *	12/1996	Smolarski	D23/393
D378,852 S *	4/1997	Smolarski	D23/388
D407,480 S *	3/1999	Leiter et al.	D23/388
D462,757 S *	9/2002	Pettit	D23/388
D510,997 S *	10/2005	Berger	D23/388
D517,191 S *	3/2006	Berger	D23/388
D517,192 S *	3/2006	Berger	D23/393
D556,885 S *	12/2007	Suri et al.	D23/389
D591,844 S *	5/2009	Pettit	D23/388
D597,653 S *	8/2009	Calkins	D23/388

(73) Assignee: **Decor Grates Incorporated**, Markham
(CA)

(**) Term: **14 Years**

(21) Appl. No.: **29/469,639**

(22) Filed: **Oct. 11, 2013**

* cited by examiner

(30) **Foreign Application Priority Data**

Aug. 6, 2013 (CA) 152288

Primary Examiner — David Muller

(51) **LOC (10) Cl.** **23-04**

(74) *Attorney, Agent, or Firm* — Greer, Burns & Crain, Ltd.

(52) **U.S. Cl.**
USPC **D23/388**

(57) **CLAIM**

The ornamental design for a floor register grille, as shown and described.

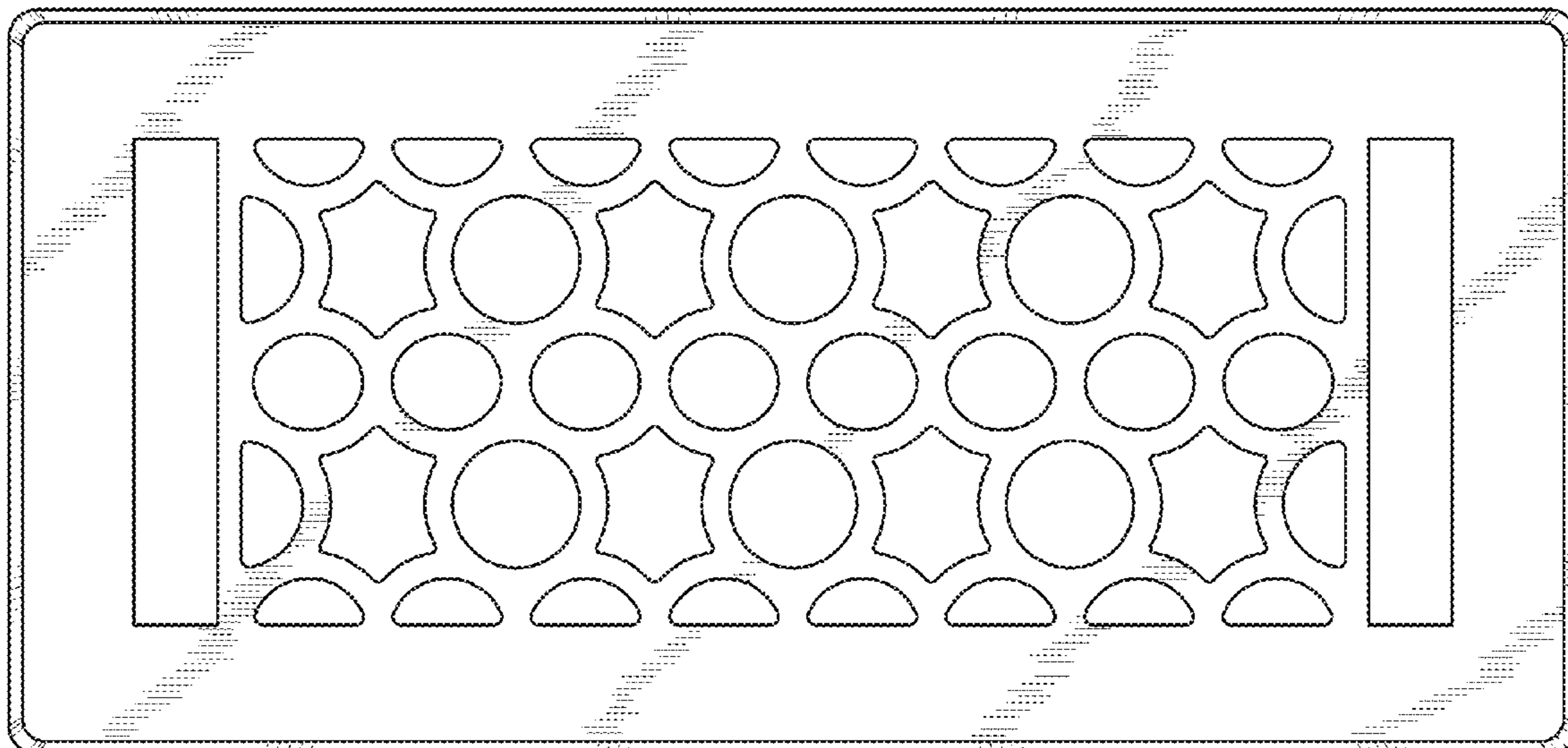
(58) **Field of Classification Search**
USPC D23/385–393, 381, 382, 370, 371, 354,
D23/358, 261; 454/309, 275–277, 284,
454/287–291

DESCRIPTION

FIG. 1 is a plan view of the present floor register grille;
FIG. 2 is a side elevation of the floor register grille of FIG. 1,
both sides being identical; and,
FIG. 3 is an end elevation of the floor register grille of FIG. 1
both ends being identical.

See application file for complete search history.

1 Claim, 1 Drawing Sheet






FIG. 1

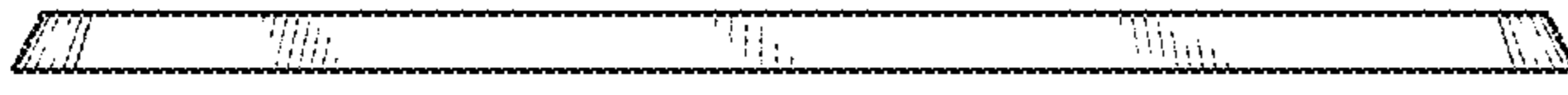


FIG. 3



FIG. 2