



US00D738446S

(12) **United States Design Patent**  
**Thompson et al.**

(10) **Patent No.:** **US D738,446 S**

(45) **Date of Patent:** **\*\* Sep. 8, 2015**

(54) **LACROSSE HEAD**

(71) Applicants: **Kristian Thompson**, Hogansburg, NY (US); **Tisha Thompson**, Hogansburg, NY (US); **Timothy Youngs**, Canton, NY (US); **Kevin Youngs**, Canton, NY (US)

(72) Inventors: **Kristian Thompson**, Hogansburg, NY (US); **Tisha Thompson**, Hogansburg, NY (US); **Timothy Youngs**, Canton, NY (US); **Kevin Youngs**, Canton, NY (US)

(\*\*) Term: **14 Years**

(21) Appl. No.: **29/498,675**

(22) Filed: **Aug. 6, 2014**

(51) **LOC (10) Cl.** ..... **21-02**

(52) **U.S. Cl.**  
USPC ..... **D21/724**

(58) **Field of Classification Search**  
USPC ..... D21/724, 753  
CPC ... A63B 59/02; A63B 2243/005; A63B 65/12  
See application file for complete search history.

(56) **References Cited**

**U.S. PATENT DOCUMENTS**

D297,963 S \* 10/1988 Tucker et al. .... D21/724  
5,566,947 A \* 10/1996 Tucker et al. .... 473/513

D599,420 S 9/2009 Winningham  
D601,212 S \* 9/2009 Winningham ..... D21/724  
7,585,234 B2 \* 9/2009 Reeb ..... 473/513  
7,798,923 B2 \* 9/2010 Herman et al. .... 473/513  
D637,672 S 5/2011 Morrow et al.  
D660,930 S 5/2012 Morrow et al.  
D705,370 S 5/2014 Burns et al.  
D721,145 S \* 1/2015 Terrance et al. .... D21/724

\* cited by examiner

*Primary Examiner* — Mitchell Siegel

(74) *Attorney, Agent, or Firm* — Paul Frank + Collins PC

(57) **CLAIM**

The ornamental design for a lacrosse head, as shown and described.

**DESCRIPTION**

FIG. 1 is a perspective view from above illustrating the back and right side of an exemplary embodiment of a lacrosse head;

FIG. 2 is a back view of the lacrosse head of FIG. 1;

FIG. 3 is a front view of the lacrosse head of FIG. 1;

FIG. 4 is a left side view of the lacrosse head of FIG. 1;

FIG. 5 is a right side view of the lacrosse head of FIG. 1;

FIG. 6 is a bottom view of the lacrosse head of FIG. 1; and,

FIG. 7 is a top view of the lacrosse head of FIG. 1.

Where applicable, elements are shown in broken lines herein for illustrative purposes only, and form no part of the claimed design.

**1 Claim, 7 Drawing Sheets**

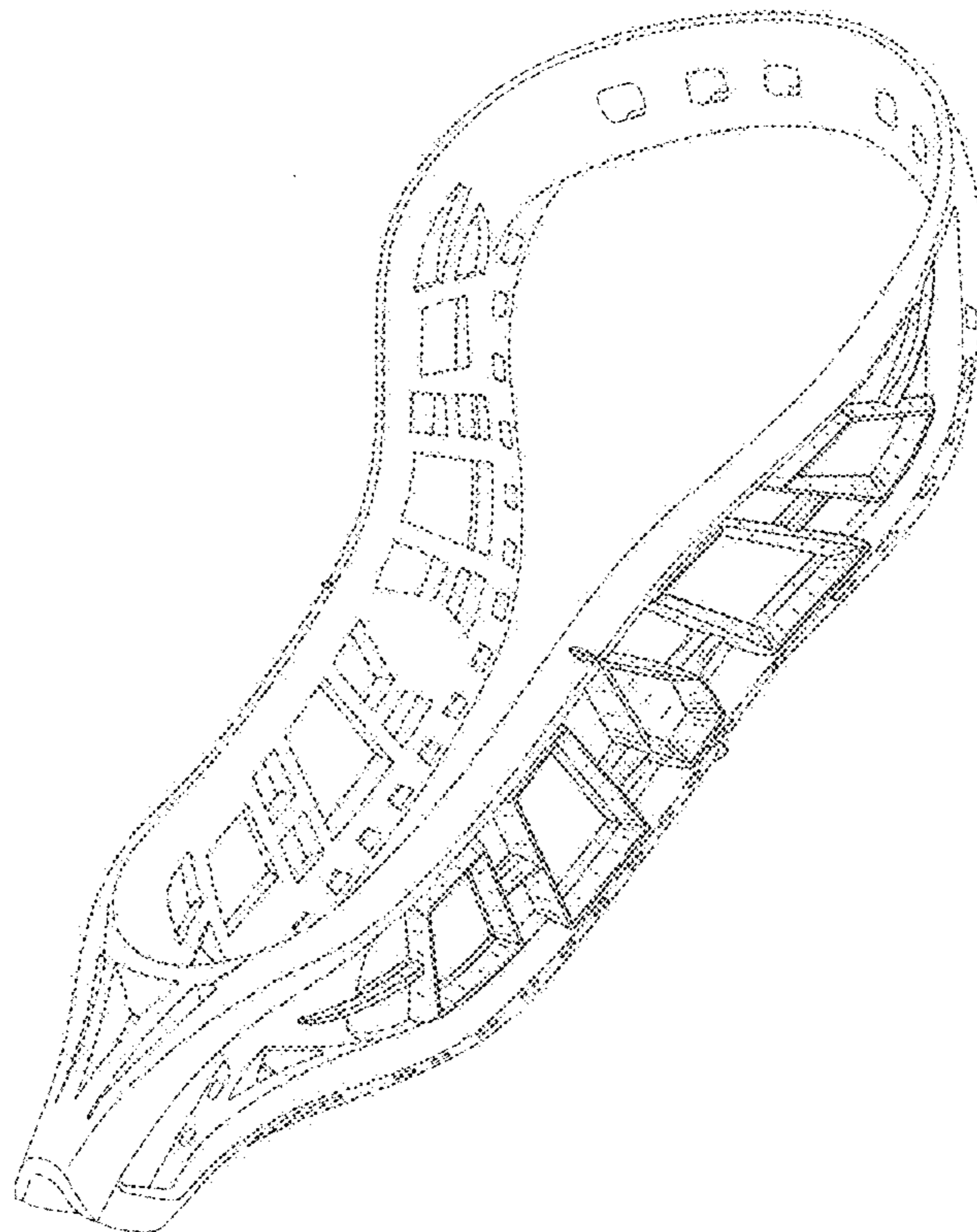


FIG. 1

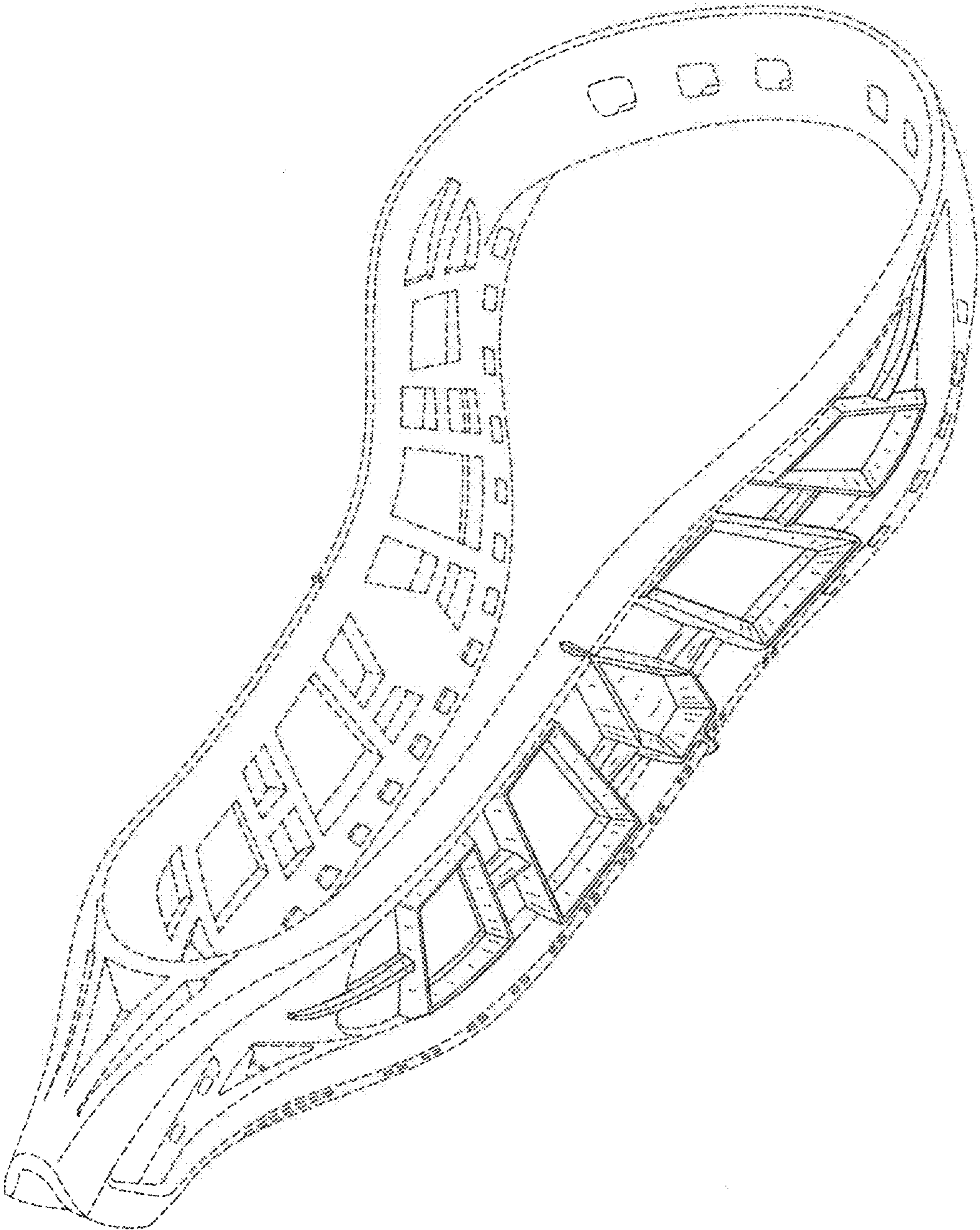


FIG. 2

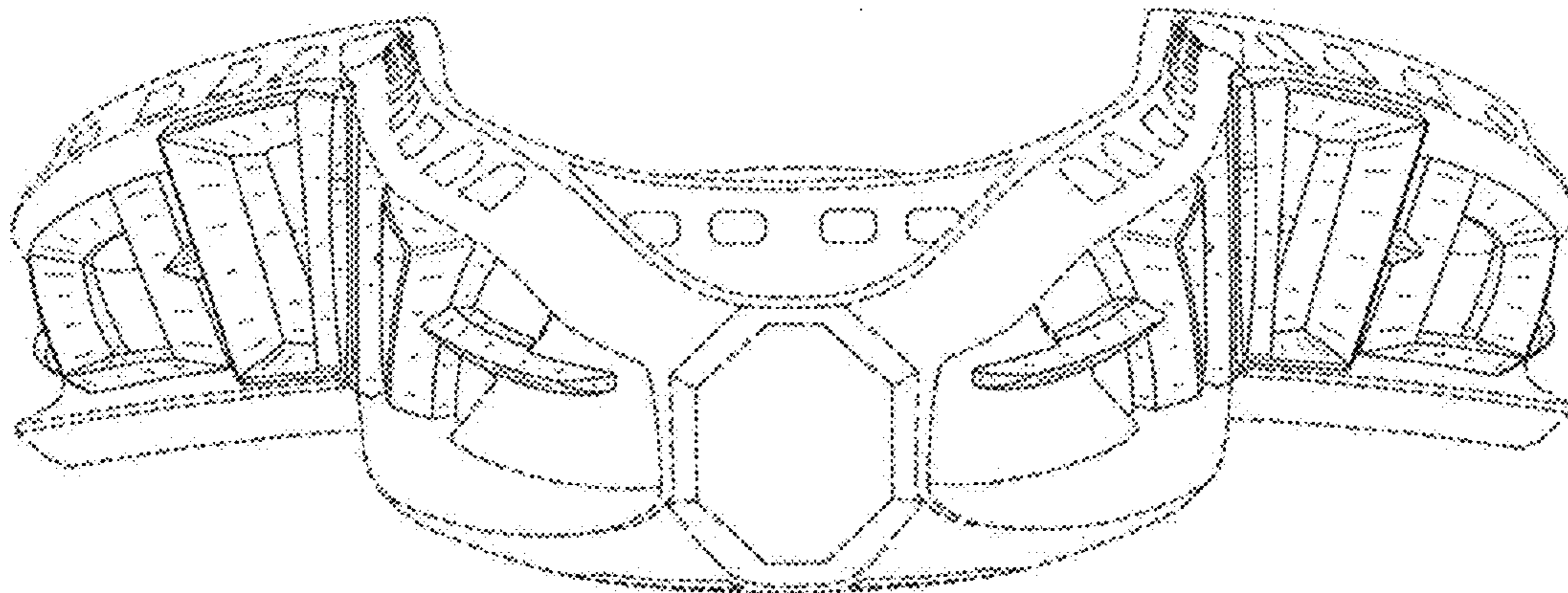


FIG. 3

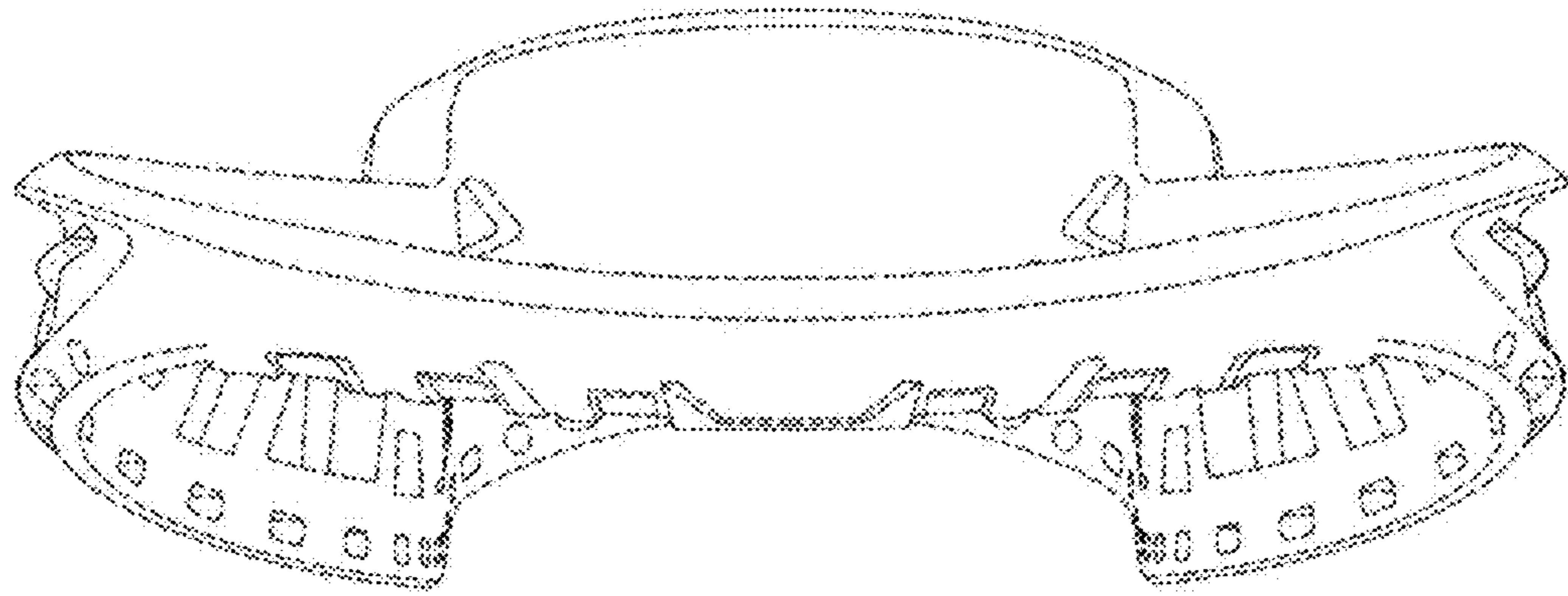


FIG. 4

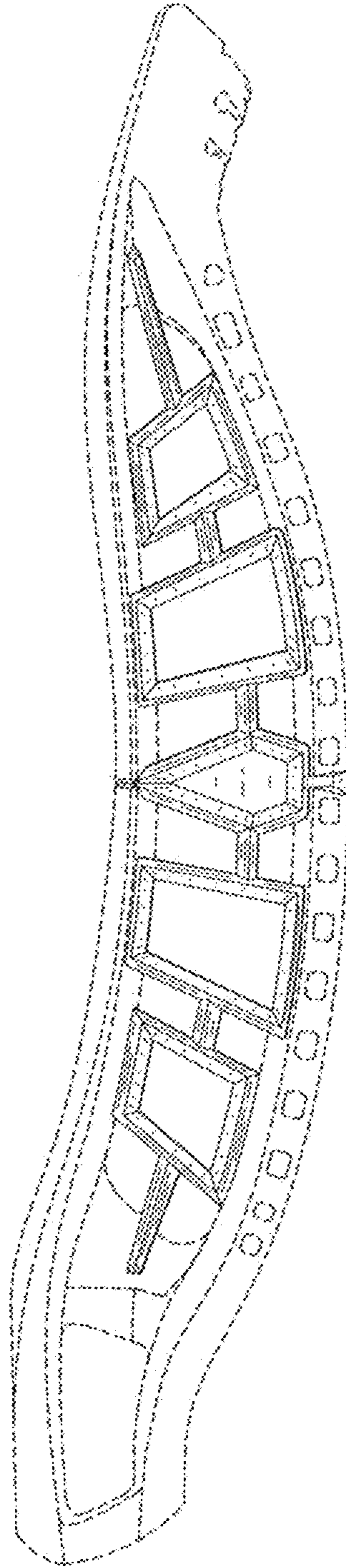


FIG. 5

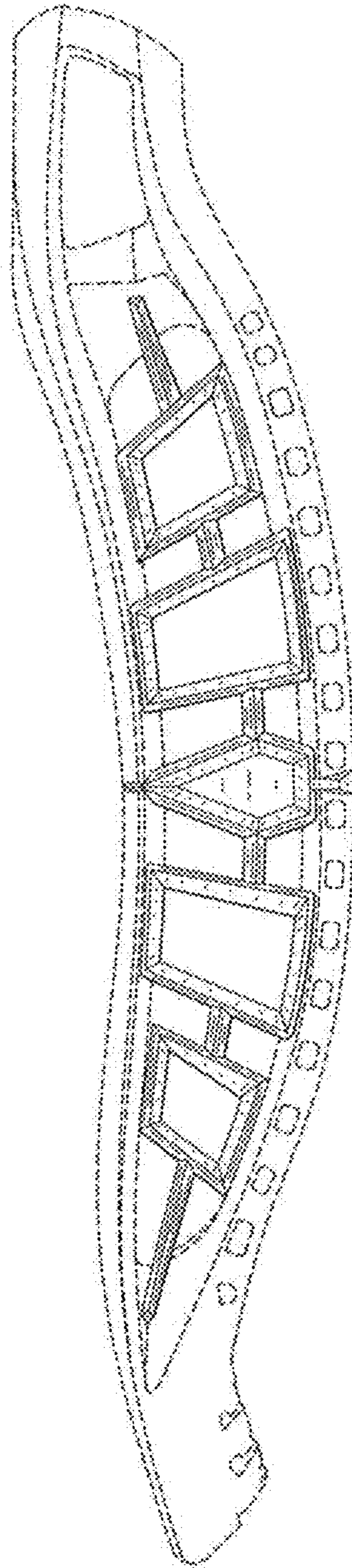


FIG. 6

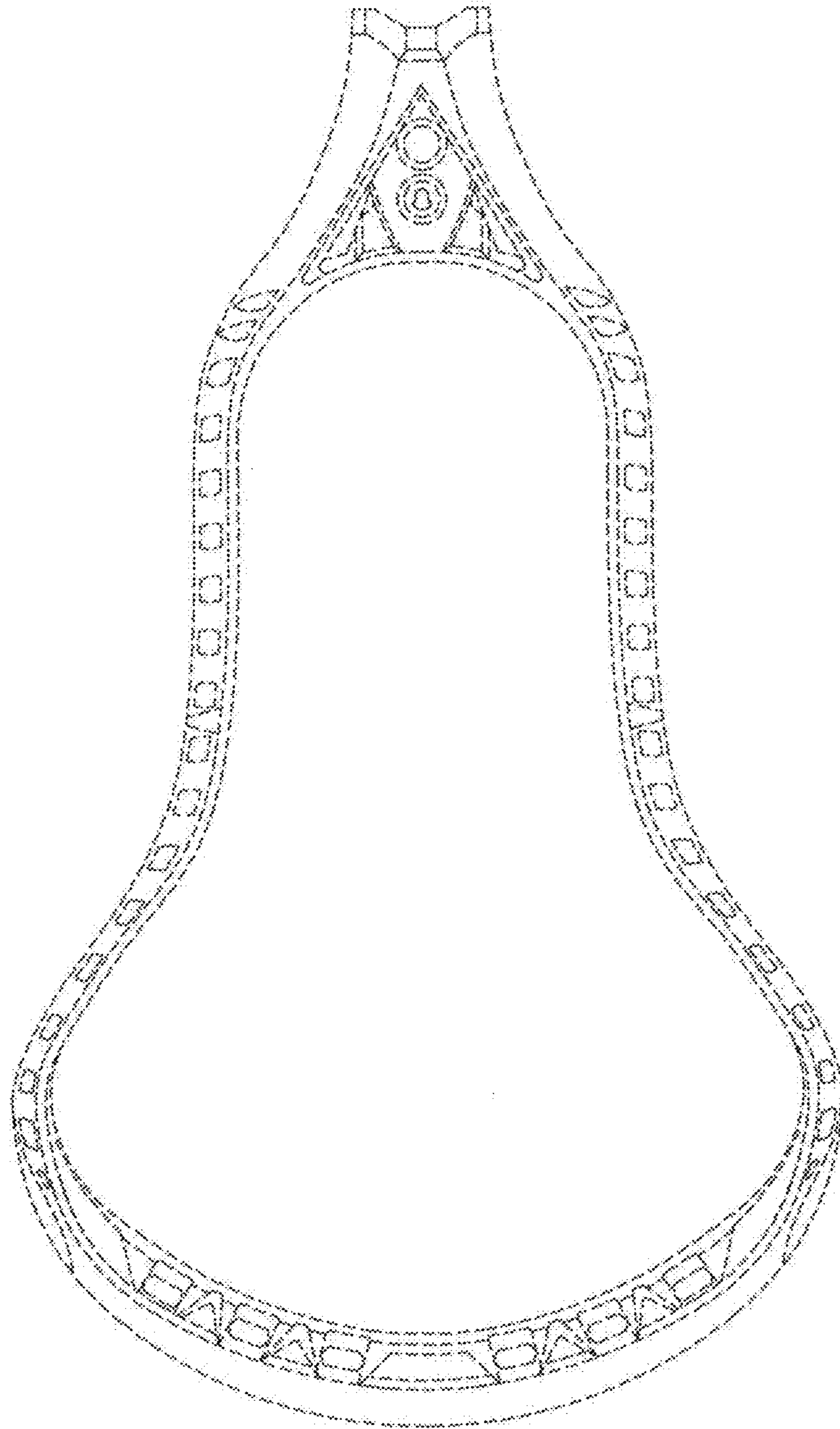


FIG. 7

